


Kilmore-Professional-2026-05-07

Race 1: OKRFM PACE - 1690m

07 May 2026 - 5:00PM



HARNESS RACING VICTORIA



RANK	TAB	Horse/ Driver	Top Speed (Km/h)	Fastest Section	First 50m	First 100m	First 200m	First Half	Middle Half	Last Half	Lead Time 0:04.87	1st Quarter	2nd Quarter	3rd Quarter	4th Quarter	Last Mile	Mile Rate	Distance Travelled	Gross Time/ Margin
												0:33.35 (0:28.48)	1:04.77 (0:31.42)	1:33.44 (0:28.67)	2:04.03 (0:30.59)				
1	6	TREACHEROUSTIMES	57.13	0:28.49	03.59	06.63	13.05	0:59.91	1:00.09	0:59.24	0:04.87 [1]	0:33.35 [1]	1:04.77 [1]	1:33.44 [1]	2:04.03	1:59.15	1:58.11	+3m	2:04.03
		Glenn Bull	Q1	Q1			203m	806m	805m	807m	80m	404m	402m	403m	405m				
2	5	FREAK OUT	55.55	0:28.42	03.71	06.89	13.32	0:59.81	1:00.00	0:59.22	0:05.10 [4]	0:33.53 [2]	1:04.92 [2]	1:33.52 [2]	2:04.14	1:59.03	1:58.21	+21m	1.45m
		Michael Bellman	Q1	Q1			204m	820m	815m	812m	80m	411m	409m	407m	405m				
3	8	MIDNITE DESIRE	55.94	0:28.64	03.70	06.82	13.37	1:00.13	1:00.09	0:58.69	0:05.35 [6]	0:34.03 [5]	1:05.49 [6]	1:34.12 [7]	2:04.17	1:58.82	1:58.24	+6m	1.81m
		Jordan Leedham	Q1	Q3			202m	806m	805m	807m	84m	403m	402m	403m	404m				
4	11	OUR MYSTERY BET	53.75	0:28.21	03.76	07.01	13.81	1:01.04	0:59.35	0:57.72	0:05.50 [7]	0:35.40 [10]	1:06.55 [10]	1:34.76 [10]	2:04.27	1:58.76	1:58.34	+29m	3.23m
		Juanita Breen	Q3	Q3			203m	822m	818m	812m	84m	412m	411m	407m	405m				
5	2	ATOMIC GLORY	55.94	0:28.63	03.67	06.77	13.31	1:00.15	1:00.08	0:59.18	0:05.04 [2]	0:33.74 [3]	1:05.19 [3]	1:33.82 [4]	2:04.37	1:59.33	1:58.43	+3m	4.55m
		Sean O'Sullivan	Q1	Q3			202m	806m	805m	807m	80m	403m	402m	402m	405m				
6	12	ELLEEGANT LANE	53.42	0:28.25	03.84	07.24	14.17	1:00.34	0:59.31	0:58.34	0:05.80 [10]	0:35.09 [9]	1:06.15 [9]	1:34.40 [8]	2:04.49	1:58.68	1:58.55	+32m	6.17m
		Chris Alford	Q3	Q3			204m	819m	819m	818m	86m	409m	410m	408m	409m				
7	4	FAKE COLLECTION	55.08	0:28.73	03.68	06.84	13.38	1:00.25	1:00.04	0:59.14	0:05.09 [3]	0:34.02 [4]	1:05.34 [4]	1:34.07 [5]	2:04.49	1:59.39	1:58.55	+16m	6.18m
		Lauren White	Q1	Q3			202m	815m	814m	811m	80m	407m	408m	406m	405m				

Note: Timing is based on positional data.

[] Indicates rank at the end of each section


--:-- No data available for this section

N/A Information not available

Kilmore-Professional-2026-05-07

Race 1: OKRFM PACE - 1690m

07 May 2026 - 5:00PM



HARNESS RACING VICTORIA



RANK	TAB	Horse/ Driver	Top Speed (Km/h)	Fastest Section	First 50m	First 100m	First 200m	First Half	Middle Half	Last Half	Lead Time 0:04.87	1st Quarter	2nd Quarter	3rd Quarter	4th Quarter	Last Mile	Mile Rate	Distance Travelled	Gross Time/ Margin
												0:33.35 (0:28.48)	1:04.77 (0:31.42)	1:33.44 (0:28.67)	2:04.03 (0:30.59)				
8	3	ARCHAA	53.93	0:28.28	03.73	06.95	13.71	1:00.28	0:59.36	0:58.93	0:05.31 [5]	0:34.51 [6]	1:05.57 [5]	1:33.87 [3]	2:04.52	1:59.21	1:58.57	+25m	6.48m
		Christopher Shinn	Q1	Q3			202m	818m	820m	817m	80m	407m	410m	410m	408m				
9	10	SHIRALEE	54.94	0:28.30	03.82	07.07	13.77	1:00.07	0:59.38	0:58.71	0:05.77 [9]	0:34.76 [8]	1:05.85 [7]	1:34.14 [6]	2:04.56	1:58.78	1:58.61	+31m	7.04m
		Leilani Justice	Q1	Q3			202m	818m	819m	817m	86m	408m	410m	409m	408m				
10	9	JILLIBY DINGO	54.86	0:28.77	03.84	07.08	13.74	1:00.22	1:00.32	1:00.81	0:05.68 [8]	0:34.44 [7]	1:05.89 [8]	1:34.76 [9]	2:06.70	2:01.03	2:00.65	+8m	35.74m
		Tony Mallia	Q1	Q1			202m	806m	805m	807m	85m	403m	402m	403m	405m				

Scratched: TOPZAVSKI (1), GOZO MAJOR (7)

Note: Timing is based on positional data.

[] Indicates rank at the end of each section


--:-- No data available for this section

N/A Information not available

Kilmore-Professional-2026-05-07

Race 2: PACING FOR PINK - MONIQUE BURNETT 4YO & OLDER MAIDEN PACE - 2180m

07 May 2026 - 5:36PM



HARNESS RACING VICTORIA



SHEPPARTON
HARNESS RACING CLUB

RANK	TAB	Horse/ Driver	Top Speed (Km/h)	Fastest Section	First 50m	First 100m	First 200m	First Half	Middle Half	Last Half	Lead Time 0:40.86	1st Quarter	2nd Quarter	3rd Quarter	4th Quarter	Last Mile	Mile Rate	Distance Travelled	Gross Time/ Margin
												1:10.90 (0:30.04)	1:42.31 (0:31.41)	2:12.23 (0:29.92)	2:43.24 (0:31.01)				
1	13	HELLO POSSUMS	52.06	0:29.56	04.05	07.80	15.34	1:00.37	1:00.07	1:00.12	0:42.73 [9]	1:12.59 [9]	1:43.11 [8]	2:12.67 [3]	2:43.24	2:00.49	2:00.51	+38m	2:43.24
		Tasmyn Potter	Q3	Q3			203m	818m	818m	818m	582m	409m	409m	408m	410m				
2	11	WOODVILLE FLYER	51.62	0:29.50	04.00	07.65	15.01	1:00.45	1:00.06	1:00.47	0:42.38 [8]	1:12.27 [7]	1:42.83 [6]	2:12.32 [2]	2:43.28	2:00.92	2:00.54	+42m	0.55m
		Connor Clarke	Q3	Q3			204m	821m	822m	818m	583m	409m	412m	410m	408m				
3	2	DIAMONDONTHEROCKS	54.29	0:29.92	03.75	06.95	13.80	1:01.45	1:01.33	1:01.04	0:40.86 [1]	1:10.90 [1]	1:42.31 [1]	2:12.23 [1]	2:43.35	2:02.49	2:00.59	+2m	1.42m
		David Miles	Lead	Q3			203m	806m	805m	807m	570m	404m	402m	402m	404m				
4	9	HELENSHOPE	51.16	0:29.92	03.91	07.30	14.24	1:01.30	1:02.12	1:01.92	0:41.72 [5]	1:11.63 [5]	1:43.02 [7]	2:13.76 [8]	2:44.95	2:03.22	2:01.77	+19m	22.89m
		John Caldow	Lead	Q1			202m	809m	811m	816m	575m	403m	405m	405m	410m				
5	10	LOUBELL	50.94	0:29.93	04.03	07.48	14.49	1:00.46	1:00.87	1:05.07	0:42.05 [6]	1:11.98 [6]	1:42.51 [3]	2:12.85 [4]	2:47.59	2:05.53	2:03.71	+35m	58.22m
		Christopher Shinn	Lead	Q1			204m	821m	820m	811m	583m	409m	412m	408m	403m				
6	3	ROCKNROLL ROSANNA	51.30	0:30.08	03.86	07.24	14.31	1:01.45	1:02.11	1:05.06	0:41.21 [4]	1:11.28 [4]	1:42.66 [5]	2:13.39 [5]	2:47.71	2:06.51	2:03.81	+26m	59.92m
		Scott Rains	Lead	Q1			203m	816m	817m	816m	576m	408m	408m	408m	408m				
7	4	IMAGUNNARESTNGO	52.88	0:30.12	03.81	07.13	13.95	1:01.49	1:02.44	1:05.55	0:40.95 [2]	1:11.08 [2]	1:42.45 [2]	2:13.51 [6]	2:48.00	2:07.04	2:04.02	+22m	63.76m
		Ewa Justice	Lead	Q1			203m	816m	815m	812m	575m	407m	408m	407m	406m				

Note: Timing is based on positional data.

[] Indicates rank at the end of each section

--:-- No data available for this section


N/A Information not available

Data processed by  TRIPLESDATA

Kilmore-Professional-2026-05-07

Race 2: PACING FOR PINK - MONIQUE BURNETT 4YO & OLDER MAIDEN PACE - 2180m

07 May 2026 - 5:36PM



HARNESS RACING VICTORIA



RANK	TAB	Horse/Driver	Top Speed (Km/h)	Fastest Section	First 50m	First 100m	First 200m	First Half	Middle Half	Last Half	Lead Time	1st Quarter	2nd Quarter	3rd Quarter	4th Quarter	Last Mile	Mile Rate	Distance Travelled	Gross Time/Margin
												0:40.86	1:10.90 (0:30.04)	1:42.31 (0:31.41)	2:12.23 (0:29.92)				
8	1	SOFT LANDING	52.02	0:30.04	03.90	07.25	14.08	1:01.45	1:02.40	1:06.91	0:41.14 [3]	1:11.18 [3]	1:42.60 [4]	2:13.59 [7]	2:49.52	2:08.36	2:05.14	+1m	84.14m
		Leilani Justice	Lead	Q1			203m	806m	805m	806m	571m	403m	402m	402m	403m				
9	8	BETTING ON TASH	50.18	0:30.18	03.97	07.43	14.55	1:01.99	1:04.80	1:07.70	0:42.01 [7]	1:12.19 [8]	1:44.01 [9]	2:16.99 [9]	2:51.71	2:09.69	2:06.76	+6m	113.48m
		Glenn Bull	Q1	Q1			203m	807m	805m	806m	573m	405m	402m	402m	403m				

Scratched: FLIGHT LOUTENANT (5), LUNADIVA (6), MAC JAMES (7), SEASIDE LADY (12)

Note: Timing is based on positional data.

[] Indicates rank at the end of each section


--:--:-- No data available for this section

N/A Information not available

Kilmore-Professional-2026-05-07

Race 3: KILMORE FORD TROT - 2180m

07 May 2026 - 6:09PM



HARNESS RACING VICTORIA



RANK	TAB	Horse/ Driver	Top Speed (Km/h)	Fastest Section	First 50m	First 100m	First 200m	First Half	Middle Half	Last Half	Lead Time	1st Quarter	2nd Quarter	3rd Quarter	4th Quarter	Last Mile	Mile Rate	Distance Travelled	Gross Time/ Margin
												1:14.53 (0:31.64)	1:45.97 (0:31.44)	2:16.17 (0:30.20)	2:46.90 (0:30.73)				
1	9	PARIS JAMILLA	52.16	0:29.18	04.00	07.61	15.23	1:02.91	1:00.55	0:59.27	0:44.60 [8]	1:16.14 [8]	1:47.50 [8]	2:16.68 [5]	2:46.78	2:02.18	2:03.12	+38m	2:46.78
		Nathan Jack	Q3	Q3			202m	818m	818m	816m	584m	409m	409m	409m	407m				
2	11	CALABASAS	52.16	0:29.18	03.99	07.40	14.86	1:03.01	1:00.56	0:59.59	0:44.24 [7]	1:15.87 [7]	1:47.25 [7]	2:16.44 [3]	2:46.85	2:02.60	2:03.17	+42m	0.93m
		Jordan Leedham	Q3	Q3			204m	818m	818m	818m	586m	409m	409m	409m	409m				
3	4	MAJESTIC CHARMA	50.72	0:29.76	03.98	07.46	14.92	1:02.94	1:01.06	1:00.32	0:43.63 [3]	1:15.26 [3]	1:46.56 [3]	2:16.34 [2]	2:46.90	2:03.26	2:03.21	+30m	1.57m
		James Herbertson	Q3	Q3			203m	817m	815m	813m	581m	409m	408m	407m	405m				
4	10	TIPPLE TIME	52.02	0:29.14	04.16	07.87	15.59	1:02.87	1:00.52	0:59.25	0:44.94 [9]	1:16.43 [10]	1:47.81 [10]	2:16.96 [7]	2:47.07	2:02.12	2:03.33	+43m	3.82m
		Chris Alford	Q3	Q3			203m	818m	819m	820m	584m	409m	409m	410m	411m				
5	1	SABIHALIL	51.66	0:30.17	03.95	07.32	14.34	1:03.09	1:01.63	1:00.78	0:43.32 [2]	1:14.95 [2]	1:46.41 [2]	2:16.59 [4]	2:47.20	2:03.87	2:03.43	+13m	5.58m
		Austin Mifsud	Lead	Q3			202m	810m	810m	807m	576m	404m	405m	404m	403m				
6	5	STRAIGHT TO THETOP	53.42	0:30.19	03.77	07.02	14.05	1:03.09	1:01.63	1:02.28	0:42.89 [1]	1:14.53 [1]	1:45.97 [1]	2:16.17 [1]	2:48.27	2:05.37	2:04.22	+13m	19.94m
		Cameron Maggs	Lead	Q3			203m	809m	810m	808m	575m	404m	405m	404m	404m				
7	6	LOVE ME AGAIN NZ	49.46	0:30.49	04.11	07.76	15.63	1:02.08	1:01.63	1:01.23	0:45.51 [10]	1:16.45 [9]	1:47.57 [9]	2:18.07 [10]	2:48.82	2:03.31	2:04.62	+25m	27.32m
		Tristan Larsen	Q3	Q3			204m	808m	809m	811m	585m	404m	404m	405m	406m				

Note: Timing is based on positional data.

[] Indicates rank at the end of each section


:-:-- No data available for this section

N/A Information not available

Kilmore-Professional-2026-05-07

Race 3: KILMORE FORD TROT - 2180m

07 May 2026 - 6:09PM



HARNESS RACING VICTORIA



RANK	TAB	Horse/ Driver	Top Speed (Km/h)	Fastest Section	First 50m	First 100m	First 200m	First Half	Middle Half	Last Half	Lead Time	1st Quarter	2nd Quarter	3rd Quarter	4th Quarter	Last Mile	Mile Rate	Distance Travelled	Gross Time/ Margin
												0:42.89	1:14.53 (0:31.64)	1:45.97 (0:31.44)	2:16.17 (0:30.20)				
8	3	IMABOGANBOY	50.18	0:30.10	04.11	07.76	15.21	1:02.98	1:01.47	1:02.02	0:43.86 [6]	1:15.47 [5]	1:46.85 [5]	2:16.96 [6]	2:48.88	2:05.00	2:04.67	+30m	28.1m
		Glenn Conroy	Q3	Q3			203m	817m	816m	813m	580m	408m	409m	407m	406m				
9	2	JAKEE BOY	50.54	0:30.50	03.90	07.37	14.81	1:03.11	1:01.93	1:03.91	0:43.63 [4]	1:15.32 [4]	1:46.74 [4]	2:17.25 [8]	2:50.67	2:07.02	2:05.99	+7m	52.11m
		Leigh Sutton	Lead	Q3			202m	806m	805m	805m	575m	404m	402m	402m	403m				
10	7	IN HIGH PLACES	48.82	0:30.43	04.10	07.76	15.64	1:02.77	1:01.78	1:03.03	0:45.80 [11]	1:17.22 [11]	1:48.56 [11]	2:19.00 [11]	2:51.60	2:05.80	2:06.68	+26m	64.64m
		Rita Burnett	Q3	Q3			205m	810m	813m	811m	584m	404m	407m	406m	405m				
11	8	FAR AS POSSIBLE	49.00	0:30.82	04.15	07.78	15.06	1:03.30	1:02.33	1:04.63	0:43.86 [5]	1:15.65 [6]	1:47.16 [6]	2:17.98 [9]	2:51.79	2:07.93	2:06.82	+12m	67.2m
		Scott Torney	Q3	Q3			202m	806m	805m	806m	580m	404m	402m	403m	404m				

Note: Timing is based on positional data.

[] Indicates rank at the end of each section

-:--:- No data available for this section

N/A Information not available



HARNESS RACING VICTORIA

Kilmore-Professional-2026-05-07

Race 4: BROADSTEAD KILMORE TROT - 1690m

07 May 2026 - 6:32PM



SHEPPARTON
HARNESS RACING CLUB

RANK	TAB	Horse/ Driver	Top Speed (Km/h)	Fastest Section	First 50m	First 100m	First 200m	First Half	Middle Half	Last Half	Lead Time	1st Quarter	2nd Quarter	3rd Quarter	4th Quarter	Last Mile	Mile Rate	Distance Travelled	Gross Time/ Margin
												0:36.33 (0:31.12)	1:07.46 (0:31.13)	1:38.10 (0:30.64)	2:09.21 (0:31.11)				
1	5	MASSIF CENTRAL	55.01	0:30.64	03.77	06.95	13.59	1:02.24	1:01.76	1:01.75	0:05.21 [1]	0:36.33 [1]	1:07.46 [1]	1:38.10 [1]	2:09.21	2:03.99	2:03.04	+4m	2:09.21
		Tristan Larsen	Q1	Q3				202m	806m	805m		807m	81m	404m	402m				
2	1	PLAYA DEL CARMEN	53.93	0:30.65	03.94	07.24	13.96	1:02.26	1:01.77	1:01.52	0:05.53 [3]	0:36.68 [2]	1:07.80 [3]	1:38.45 [4]	2:09.32	2:03.78	2:03.14	+4m	1.44m
		James Herbertson	Q1	Q3				202m	806m	805m		806m	82m	403m	402m				
3	8	LITTLE TEDEY	50.51	0:30.16	04.12	07.63	14.78	1:02.30	1:01.79	1:00.86	0:06.16 [8]	0:37.37 [7]	1:08.45 [7]	1:39.15 [9]	2:09.32	2:03.16	2:03.14	+9m	1.45m
		Austin Mifsud	Q1	Q4				202m	806m	805m		806m	87m	404m	402m				
4	10	ALLWATFUNJINGLES	50.98	0:30.57	04.09	07.56	14.66	1:01.52	1:01.49	1:01.88	0:06.04 [7]	0:36.65 [3]	1:07.56 [2]	1:38.15 [2]	2:09.46	2:03.40	2:03.28	+27m	3.41m
		Chris Alford	Q2	Q3				202m	818m	815m		813m	87m	410m	408m				
5	4	KALARNEY PRINCE	54.00	0:30.55	03.89	07.15	13.99	1:02.54	1:01.66	1:01.73	0:05.37 [2]	0:36.81 [4]	1:07.92 [4]	1:38.48 [5]	2:09.66	2:04.27	2:03.47	+23m	6.08m
		Neil McCallum	Q1	Q3				202m	815m	815m		816m	82m	407m	408m				
6	2	TENSION SEEKER	52.27	0:30.65	04.00	07.43	14.28	1:02.43	1:01.78	1:01.69	0:05.56 [5]	0:36.86 [5]	1:08.00 [5]	1:38.64 [6]	2:09.69	2:04.12	2:03.50	+4m	6.49m
		Scott Torney	Q1	Q3				201m	806m	805m		806m	83m	403m	402m				
7	11	KYVALLEY MISTY	51.59	0:29.47	04.14	07.76	15.47	1:02.27	1:00.17	1:01.03	0:06.37 [10]	0:37.96 [9]	1:08.65 [9]	1:38.12 [3]	2:09.70	2:03.30	2:03.51	+38m	6.64m
		Josh Duggan	Q3	Q3				203m	818m	820m		820m	90m	408m	410m				

Note: Timing is based on positional data.

[] Indicates rank at the end of each section

--:-- No data available for this section

N/A Information not available



HARNESS RACING VICTORIA

Kilmore-Professional-2026-05-07

Race 4: BROADSTEAD KILMORE TROT - 1690m

07 May 2026 - 6:32PM



RANK	TAB	Horse/ Driver	Top Speed (Km/h)	Fastest Section	First 50m	First 100m	First 200m	First Half	Middle Half	Last Half	Lead Time 0:05.21	1st Quarter	2nd Quarter	3rd Quarter	4th Quarter	Last Mile	Mile Rate	Distance Travelled	Gross Time/ Margin
												0:36.33 (0:31.12)	1:07.46 (0:31.13)	1:38.10 (0:30.64)	2:09.21 (0:31.11)				
8	3	MISS AVENGER	51.05	0:30.56	03.99	07.42	14.43	1:02.70	1:01.64	1:01.59	0:05.51 [4]	0:37.14 [6]	1:08.22 [6]	1:38.79 [8]	2:09.82	2:04.28	2:03.62	+21m	8.22m
		Lauren White	Q1	Q3			203m	816m	816m	814m		82m	407m	409m	407m				
9	7	BET BET HOTSHOT	51.62	0:30.18	04.15	07.85	15.32	1:02.56	1:01.20	1:01.59	0:05.89 [6]	0:37.45 [8]	1:08.47 [8]	1:38.65 [7]	2:10.07	2:04.17	2:03.86	+31m	11.59m
		Abby Sanderson	Q3	Q3			203m	817m	817m	821m		83m	409m	408m	409m				
10	9	MAJOR MAX	50.44	0:33.92	04.19	07.77	15.11	1:14.81	1:10.76	1:08.10	0:06.39 [9]	0:44.35 [10]	1:21.19 [10]	1:55.11 [10]	2:29.28	2:22.91	2:22.16	+35m	269.26m
		Jack Sullivan	Q1	Q3			202m	819m	819m	818m		88m	410m	409m	410m				

Scratched: PATNWILL (6)

Note: Timing is based on positional data.

[] Indicates rank at the end of each section


--:-- No data available for this section

N/A Information not available

Kilmore-Professional-2026-05-07

Race 5: COULTER LEGAL PACE - 2180m

07 May 2026 - 6:59PM



HARNESS RACING VICTORIA



RANK	TAB	Horse/ Driver	Top Speed (Km/h)	Fastest Section	First 50m	First 100m	First 200m	First Half	Middle Half	Last Half	Lead Time 0:42.23	1st Quarter	2nd Quarter	3rd Quarter	4th Quarter	Last Mile	Mile Rate	Distance Travelled	Gross Time/ Margin
												1:12.17 (0:29.94)	1:42.73 (0:30.56)	2:11.81 (0:29.08)	2:40.94 (0:29.13)				
1	8	SOLS ME NAME	54.83	0:28.97	04.03	07.53	14.86	0:59.62	0:59.52	0:58.10	0:43.23 [6]	1:12.30 [2]	1:42.84 [2]	2:11.81 [1]	2:40.94	1:57.72	1:58.81	+34m	2:40.94
		James Herbertson	Q1	Q3			202m	818m	816m	813m	583m	410m	409m	407m	406m				
2	6	ALOT LIKE JEANNIE	53.06	0:28.68	03.94	07.69	15.66	1:00.07	0:59.04	0:57.67	0:43.66 [8]	1:13.37 [8]	1:43.72 [7]	2:12.40 [6]	2:41.39	1:57.74	1:59.14	+33m	5.93m
		Damian Wilson	Q3	Q3			203m	817m	817m	820m	577m	408m	408m	409m	411m				
3	4	ZOOM ZOOM BOOM	53.60	0:29.06	03.80	07.03	13.70	1:00.50	0:59.62	0:58.76	0:42.23 [1]	1:12.17 [1]	1:42.73 [1]	2:11.79 [2]	2:41.50	1:59.26	1:59.22	+3m	7.44m
		Connor Clarke	Lead	Q3			202m	805m	805m	806m	573m	403m	402m	402m	404m				
4	5	PRICILLA	52.78	0:29.01	03.78	07.06	13.88	1:00.33	0:59.51	0:58.39	0:42.80 [3]	1:12.63 [4]	1:43.13 [4]	2:12.15 [4]	2:41.54	1:58.72	1:59.25	+27m	7.94m
		Ross Payne	Q1	Q3			203m	817m	815m	813m	578m	409m	408m	407m	406m				
5	1	ARZALI ROCKSTAR	52.45	0:29.04	03.85	07.19	14.09	1:00.48	0:59.60	0:58.73	0:42.55 [2]	1:12.48 [3]	1:43.05 [3]	2:12.09 [3]	2:41.79	1:59.21	1:59.44	+8m	11.33m
		Josh Duggan	Q1	Q3			202m	809m	809m	807m	573m	404m	405m	404m	403m				
6	7	BRIGHTLY BLAZE	53.64	0:28.66	04.12	07.88	16.02	1:00.30	0:59.15	0:58.80	0:43.85 [9]	1:13.67 [9]	1:44.16 [9]	2:12.82 [8]	2:42.97	1:59.10	2:00.31	+14m	27.14m
		John Caldwell	Q3	Q3			203m	809m	812m	812m	573m	404m	405m	406m	406m				
7	3	KUTANI	52.20	0:29.04	03.98	07.60	14.87	1:00.36	0:59.56	0:59.46	0:43.37 [7]	1:13.19 [7]	1:43.72 [8]	2:12.76 [9]	2:43.19	1:59.82	2:00.47	+3m	30.08m
		Christopher Shinn	Q3	Q3			202m	806m	805m	806m	572m	403m	402m	402m	403m				

Note: Timing is based on positional data.

[] Indicates rank at the end of each section


--:-- No data available for this section

N/A Information not available

Kilmore-Professional-2026-05-07

Race 5: COULTER LEGAL PACE - 2180m

07 May 2026 - 6:59PM



HARNESS RACING VICTORIA



RANK	TAB	Horse/Driver	Top Speed (Km/h)	Fastest Section	First 50m	First 100m	First 200m	First Half	Middle Half	Last Half	Lead Time	1st Quarter	2nd Quarter	3rd Quarter	4th Quarter	Last Mile	Mile Rate	Distance Travelled	Gross Time/Margin
												0:42.23	1:12.17 (0:29.94)	1:42.73 (0:30.56)	2:11.81 (0:29.08)				
8	10	ROCKNLENA	52.74	0:29.07	03.90	07.21	14.08	1:00.49	0:59.66	0:59.93	0:42.83 [4]	1:12.73 [5]	1:43.32 [5]	2:12.40 [7]	2:43.26	2:00.42	2:00.52	+8m	31.05m
		Ewa Justice	Lead	Q3			203m	805m	805m	807m	576m	403m	402m	402m	404m				
9	2	TALISKER SKIPPER	53.10	0:28.72	03.89	07.28	14.25	1:00.34	0:59.20	1:00.27	0:43.07 [5]	1:12.93 [6]	1:43.41 [6]	2:12.13 [5]	2:43.69	2:00.61	2:00.84	+30m	36.85m
		David Miles	Q3	Q3			202m	816m	817m	817m	579m	407m	408m	409m	408m				

Scratched: GIDGETT KAY (9)

Note: Timing is based on positional data.

[] Indicates rank at the end of each section


--:--:-- No data available for this section

N/A Information not available

Kilmore-Professional-2026-05-07

Race 6: MC LABOUR 4YO & OLDER MAIDEN TROT - 1690m

07 May 2026 - 7:31PM



HARNESS RACING VICTORIA



SHEPPARTON
HARNESS RACING CLUB

RANK	TAB	Horse/ Driver	Top Speed (Km/h)	Fastest Section	First 50m	First 100m	First 200m	First Half	Middle Half	Last Half	Lead Time	1st Quarter	2nd Quarter	3rd Quarter	4th Quarter	Last Mile	Mile Rate	Distance Travelled	Gross Time/ Margin
												0:34.71 (0:29.52)	1:06.91 (0:32.20)	1:36.21 (0:29.30)	2:07.88 (0:31.67)				
1	2	VICTREE VIC	51.84	0:29.09	03.98	07.38	14.26	1:01.56	1:00.56	1:00.76	0:05.53 [4]	0:35.63 [2]	1:07.11 [2]	1:36.21 [1]	2:07.88	2:02.34	2:01.77	+6m	2:07.88
		David Miles	Q1	Q3			203m	808m	805m	807m	81m	405m	402m	402m	404m				
2	9	GYM QUEEN	52.70	0:28.69	04.19	07.76	15.18	1:01.89	0:59.78	0:59.84	0:06.37 [6]	0:37.16 [6]	1:08.25 [4]	1:36.94 [3]	2:08.10	2:01.73	2:01.99	+24m	2.95m
		Josh Duggan	Q3	Q3			203m	816m	815m	812m	87m	408m	408m	408m	404m				
3	3	DESERT ROYALE	54.86	0:29.52	03.84	07.09	13.60	1:01.72	1:01.95	1:03.10	0:05.19 [1]	0:34.71 [1]	1:06.91 [1]	1:36.66 [2]	2:10.01	2:04.82	2:03.80	+5m	28.55m
		Chris Alford	Q1	Q1			202m	806m	805m	808m	81m	404m	402m	402m	405m				
4	8	AMICA VALLIS	50.44	0:29.76	04.09	07.68	16.44	1:00.82	1:01.05	1:01.96	0:07.64 [7]	0:37.40 [7]	1:08.47 [5]	1:38.46 [5]	2:10.43	2:02.78	2:04.20	+30m	34.13m
		Jordan Leedham	Q1	Q1			201m	806m	805m	806m	108m	404m	402m	402m	404m				
5	1	EL UNO	53.64	0:30.01	03.93	07.20	14.14	1:03.73	1:02.69	1:01.31	0:05.39 [2]	0:36.45 [4]	1:09.13 [6]	1:39.14 [6]	2:10.44	2:05.04	2:04.21	+13m	34.27m
		Glenn Conroy	Q1	Q3			202m	809m	812m	812m	82m	403m	406m	406m	406m				
6	7	LARAS DREAM	50.62	0:30.23	04.11	07.81	15.02	1:01.88	1:01.35	1:03.33	0:05.84 [5]	0:36.60 [5]	1:07.72 [3]	1:37.95 [4]	2:11.06	2:05.21	2:04.80	+15m	42.61m
		Paul Grech	Q3	Q3			203m	815m	812m	808m	82m	408m	407m	404m	404m				
7	5	MISS KOMMUNICATION	50.76	0:30.56	03.98	07.41	14.63	1:03.70	1:05.00	1:03.05	0:05.48 [3]	0:36.04 [3]	1:09.17 [7]	1:41.04 [7]	2:12.23	2:06.75	2:05.92	+12m	58.35m
		Bradley Forge	Q1	Q1			203m	811m	808m	810m	81m	407m	404m	404m	405m				

Note: Timing is based on positional data.

[] Indicates rank at the end of each section

-:--:- No data available for this section


N/A Information not available

Data processed by  TRIPLESDATA

Kilmore-Professional-2026-05-07

Race 6: MC LABOUR 4YO & OLDER MAIDEN TROT - 1690m

07 May 2026 - 7:31PM



HARNESS RACING VICTORIA



RANK	TAB	Horse/ Driver	Top Speed (Km/h)	Fastest Section	First 50m	First 100m	First 200m	First Half	Middle Half	Last Half	Lead Time	1st Quarter	2nd Quarter	3rd Quarter	4th Quarter	Last Mile	Mile Rate	Distance Travelled	Gross Time/ Margin
												0:34.71 (0:29.52)	1:06.91 (0:32.20)	1:36.21 (0:29.30)	2:07.88 (0:31.67)				
8	6	RED KILLARNEY	48.35	0:32.81	05.59	09.61	17.34	1:12.04	1:06.21	1:07.34	0:07.99 [8]	0:46.63 [8]	1:20.03 [8]	1:52.84 [8]	2:27.37	2:19.38	2:20.34	+26m	261.39m
		Leigh Sutton	Q1	Q3			203m	816m	815m	814m	87m	407m	409m	407m	407m				

Scratched: WALKING ON WATER (4)

Note: Timing is based on positional data.

[] Indicates rank at the end of each section


--:--:-- No data available for this section

N/A Information not available

Kilmore-Professional-2026-05-07

Race 7: C&M BUILD GROUP TROT - 1690m

07 May 2026 - 8:01PM



HARNESS RACING VICTORIA



RANK	TAB	Horse/ Driver	Top Speed (Km/h)	Fastest Section	First 50m	First 100m	First 200m	First Half	Middle Half	Last Half	Lead Time 0:04.92	1st Quarter	2nd Quarter	3rd Quarter	4th Quarter	Last Mile	Mile Rate	Distance Travelled	Gross Time/ Margin
												0:34.36 (0:29.44)	1:06.27 (0:31.91)	1:35.86 (0:29.59)	2:06.08 (0:30.22)				
1	8	BULLAPARK BENO	51.16	0:29.74	03.93	07.35	14.37	1:00.50	1:00.28	0:59.75	0:05.83 [8]	0:35.78 [6]	1:06.33 [2]	1:36.07 [2]	2:06.08	2:00.25	2:00.06	+23m	2:06.08
		James Herbertson	Q1	Q3			203m	815m	816m	812m	86m	407m	409m	407m	405m				
2	5	PIESRIDINGSHOTGUN	56.20	0:29.45	03.63	06.72	13.24	1:01.35	1:01.49	0:59.86	0:04.92 [1]	0:34.36 [1]	1:06.27 [1]	1:35.86 [1]	2:06.14	2:01.21	2:00.12	+4m	0.83m
		Jordan Leedham	Q1	Q1			203m	806m	805m	806m	81m	404m	402m	402m	404m				
3	7	DELS DESTINY NZ	51.95	0:29.62	03.87	07.28	14.31	1:01.34	1:00.68	0:59.31	0:05.61 [7]	0:35.96 [7]	1:06.95 [5]	1:36.63 [5]	2:06.26	2:00.65	2:00.23	+10m	2.4m
		Anne-Maree Conroy	Q1	Q4			203m	810m	805m	806m	84m	408m	402m	402m	404m				
4	6	KYVALLEY ANTHONY	55.37	0:29.73	03.74	06.94	13.41	1:01.52	1:01.45	1:00.30	0:05.13 [2]	0:34.93 [3]	1:06.64 [4]	1:36.37 [4]	2:06.95	2:01.82	2:00.89	+22m	11.69m
		Tristan Larsen	Q1	Q3			203m	816m	815m	814m	81m	408m	409m	407m	408m				
5	1	BUMPER SERVICE	53.86	0:29.39	03.85	07.17	13.77	1:01.28	1:01.55	1:00.35	0:05.35 [5]	0:34.74 [2]	1:06.63 [3]	1:36.28 [3]	2:06.98	2:01.63	2:00.92	+6m	12.08m
		Nathan Jack	Q1	Q1			202m	807m	805m	807m	81m	405m	402m	403m	405m				
6	2	AETOS DYNAMIS	53.68	0:29.69	03.80	07.05	13.68	1:01.71	1:01.40	1:00.11	0:05.25 [3]	0:35.25 [4]	1:06.96 [6]	1:36.65 [6]	2:07.07	2:01.82	2:01.00	+24m	13.22m
		Cameron Maggs	Q1	Q3			203m	816m	816m	817m	81m	407m	409m	407m	410m				
7	4	WOMAN TO LOVE	52.38	0:29.73	03.76	07.08	14.03	1:02.04	1:01.44	0:59.97	0:05.24 [4]	0:35.56 [5]	1:07.27 [7]	1:37.00 [8]	2:07.25	2:02.01	2:01.17	+23m	15.62m
		Neil McCallum	Lead	Q3			204m	816m	816m	815m	82m	408m	409m	407m	408m				

Note: Timing is based on positional data.

[] Indicates rank at the end of each section


--:--:-- No data available for this section

N/A Information not available

Kilmore-Professional-2026-05-07

Race 7: C&M BUILD GROUP TROT - 1690m

07 May 2026 - 8:01PM



HARNESS RACING VICTORIA



RANK	TAB	Horse/ Driver	Top Speed (Km/h)	Fastest Section	First 50m	First 100m	First 200m	First Half	Middle Half	Last Half	Lead Time	1st Quarter	2nd Quarter	3rd Quarter	4th Quarter	Last Mile	Mile Rate	Distance Travelled	Gross Time/ Margin
												0:34.36 (0:29.44)	1:06.27 (0:31.91)	1:35.86 (0:29.59)	2:06.08 (0:30.22)				
8	3	DEEP LOVE NZ	50.80	0:29.61	03.90	07.38	15.11	1:01.82	0:59.39	1:03.08	0:05.56 [6]	0:37.60 [8]	1:07.38 [8]	1:36.99 [7]	2:10.46	2:04.90	2:04.24	+16m	58.78m
		Chris Alford	Q3	Q3			205m	815m	809m	808m	83m	410m	405m	404m	404m				

Note: Timing is based on positional data.

[] Indicates rank at the end of each section


--:-- No data available for this section

N/A Information not available

Kilmore-Professional-2026-05-07

Race 8: PICKLEBET "GET YOUR PICKLE ON" TROT - 1690m

07 May 2026 - 8:30PM



HARNESS RACING VICTORIA



RANK	TAB	Horse/ Driver	Top Speed (Km/h)	Fastest Section	First 50m	First 100m	First 200m	First Half	Middle Half	Last Half	Lead Time	1st Quarter	2nd Quarter	3rd Quarter	4th Quarter	Last Mile	Mile Rate	Distance Travelled	Gross Time/ Margin
												0:34.52 (0:29.22)	1:08.74 (0:34.22)	1:39.31 (0:30.56)	2:08.03 (0:28.72)				
1	7	PRETTYBOY HARRY	54.18	0:28.71	03.90	07.17	13.76	1:03.44	1:04.78	0:59.27	0:05.30 [1]	0:34.52 [1]	1:08.74 [1]	1:39.31 [1]	2:08.03	2:02.71	2:01.92	+6m	2:08.03
		Ashley Manton	Q1	Q4			205m	809m	805m	807m		80m	407m	402m	402m				
2	4	THE PREACHER	54.25	0:28.70	03.92	07.22	13.80	1:03.71	1:04.77	0:59.24	0:05.42 [3]	0:34.89 [2]	1:09.12 [3]	1:39.67 [3]	2:08.37	2:02.95	2:02.24	+4m	4:57m
		Chris Alford	Q1	Q4			203m	807m	805m	807m		80m	404m	402m	402m				
3	2	HILLWINSOME	53.17	0:28.69	03.98	07.28	14.07	1:03.93	1:04.89	0:59.30	0:05.36 [4]	0:35.00 [3]	1:09.28 [5]	1:39.90 [5]	2:08.59	2:03.23	2:02.45	+5m	7:51m
		Nathan Jack	Q1	Q4			202m	808m	805m	807m		81m	405m	402m	402m				
4	3	THATS MY CARDIGAN	52.92	0:29.16	04.17	07.69	14.45	1:03.38	1:03.93	0:59.71	0:05.82 [7]	0:35.82 [6]	1:09.20 [4]	1:39.76 [4]	2:08.92	2:03.09	2:02.76	+19m	11.88m
		Michael Bellman	Q1	Q4			202m	814m	814m	814m		81m	407m	407m	407m				
5	5	QUAKE PROOF	53.57	0:28.46	04.02	07.52	14.46	1:04.35	1:04.22	0:59.02	0:05.64 [5]	0:36.33 [8]	1:09.99 [8]	1:40.55 [8]	2:09.01	2:03.37	2:02.85	+18m	13.13m
		Anne-Maree Conroy	Q4	Q4			203m	815m	814m	814m		80m	408m	407m	407m				
6	8	NOBLE COUNT NZ	51.77	0:29.14	04.08	07.59	14.56	1:03.53	1:03.93	0:59.68	0:06.06 [8]	0:36.19 [7]	1:09.59 [6]	1:40.13 [6]	2:09.28	2:03.21	2:03.10	+24m	16.67m
		Leilani Justice	Q1	Q4			202m	814m	815m	815m		85m	406m	408m	407m				
7	1	BROTHER MOUNTAIN	52.06	0:29.06	04.08	07.56	14.43	1:04.09	1:04.54	0:59.54	0:05.69 [6]	0:35.72 [5]	1:09.79 [7]	1:40.27 [7]	2:09.33	2:03.63	2:03.16	+3m	17.42m
		John Caldow	Q1	Q4			202m	806m	805m	806m		81m	404m	402m	402m				

Note: Timing is based on positional data.

[] Indicates rank at the end of each section


--:-- No data available for this section

N/A Information not available

Kilmore-Professional-2026-05-07

Race 8: PICKLEBET "GET YOUR PICKLE ON" TROT - 1690m

07 May 2026 - 8:30PM



HARNESS RACING VICTORIA



RANK	TAB	Horse/ Driver	Top Speed (Km/h)	Fastest Section	First 50m	First 100m	First 200m	First Half	Middle Half	Last Half	Lead Time	1st Quarter	2nd Quarter	3rd Quarter	4th Quarter	Last Mile	Mile Rate	Distance Travelled	Gross Time/ Margin
			0:05.30	0:34.52 (0:29.22)	1:08.74 (0:34.22)	1:39.31 (0:30.56)	2:08.03 (0:28.72)	0:05.30	0:35.42 [4]	1:08.82 [2]	1:39.39 [2]	2:09.87	2:04.55	2:03.67	+4m	24.61m			
8	6	SETTLE THE BILL	53.93	0:30.12	03.95	07.21	13.97	1:03.52	1:03.96	1:01.03	0:05.30 [2]	0:35.42 [4]	1:08.82 [2]	1:39.39 [2]	2:09.87	2:04.55	2:03.67	+4m	24.61m
		Damian Wilson	Q1	Q1			204m	808m	805m	806m	80m	406m	402m	402m	404m	1614m			

Note: Timing is based on positional data.

[] Indicates rank at the end of each section

--:--:-- No data available for this section

N/A Information not available