


Kilmore-Professional-2026-06-04

Race 1: NEXT PAYMENTS TROT - 2180m

04 June 2026 - 4:57PM



HARNESS RACING VICTORIA



RANK	TAB	Horse/ Driver	Top Speed (Km/h)	Fastest Section	First 50m	First 100m	First 200m	First Half	Middle Half	Last Half	Lead Time 0:44.30	1st Quarter	2nd Quarter	3rd Quarter	4th Quarter	Last Mile	Mile Rate	Distance Travelled	Gross Time/ Margin
												1:17.33 (0:33.03)	1:49.74 (0:32.41)	2:19.66 (0:29.92)	2:51.30 (0:31.64)				
1	1	JESSICAS STORY	50.11	0:29.90	04.10	07.57	14.99	1:05.44	1:02.33	1:01.12	0:44.73 [2]	1:17.74 [3]	1:50.18 [3]	2:20.08 [3]	2:51.30	2:06.56	2:06.46	+6m	2:51.30
		Abby Sanderson	Q3	Q3			202m	808m	807m	807m	572m	404m	404m	403m	404m				
2	4	BETTOR MAN	49.97	0:29.92	04.08	07.55	14.81	1:05.44	1:02.33	1:01.85	0:44.30 [1]	1:17.33 [1]	1:49.74 [1]	2:19.66 [1]	2:51.60	2:07.28	2:06.68	+8m	4:05m
		Ashley Ainsworth	Lead	Q3			202m	807m	807m	808m	572m	404m	403m	403m	405m				
3	3	AT THE DISTANCE	51.12	0:29.75	04.23	07.95	15.59	1:05.36	1:02.16	1:01.26	0:45.14 [5]	1:18.09 [5]	1:50.50 [5]	2:20.25 [4]	2:51.76	2:06.62	2:06.79	+29m	6:12m
		Chris Alford	Q3	Q3			203m	817m	813m	815m	577m	410m	407m	406m	409m				
4	8	WHATS THE TEA	50.98	0:29.65	04.33	08.25	16.85	1:05.33	1:02.21	1:00.89	0:45.60 [7]	1:18.37 [6]	1:50.93 [7]	2:20.56 [7]	2:51.82	2:06.22	2:06.84	+12m	6:88m
		James Herbertson	Q3	Q3			203m	808m	807m	807m	578m	404m	404m	403m	404m				
5	2	SONNYBOY	51.52	0:29.28	04.12	07.68	15.28	1:05.48	1:01.74	1:01.47	0:45.07 [4]	1:18.10 [4]	1:50.56 [4]	2:19.84 [2]	2:52.03	2:06.95	2:07.00	+11m	9:79m
		Jack Sullivan	Q3	Q3			202m	808m	808m	812m	572m	404m	404m	404m	407m				
6	11	KALARNEY PRINCE	51.95	0:29.39	04.45	08.36	16.45	1:05.32	1:01.73	1:00.60	0:46.26 [9]	1:19.24 [10]	1:51.57 [10]	2:20.97 [8]	2:52.18	2:05.92	2:07.10	+33m	11:75m
		Ellen Tormey	Q3	Q3			202m	817m	813m	814m	582m	409m	407m	406m	409m				
7	10	I AM HARRO	52.78	0:29.31	04.35	08.07	16.09	1:05.33	1:01.67	1:01.92	0:45.90 [8]	1:18.86 [8]	1:51.23 [8]	2:20.53 [6]	2:53.15	2:07.25	2:07.82	+40m	24:78m
		Stephen Boyington	Q3	Q3			202m	817m	814m	822m	582m	409m	407m	407m	415m				

Note: Timing is based on positional data.

[] Indicates rank at the end of each section


-:--:- No data available for this section

N/A Information not available

Kilmore-Professional-2026-06-04

Race 1: NEXT PAYMENTS TROT - 2180m

04 June 2026 - 4:57PM



HARNESS RACING VICTORIA



RANK	TAB	Horse/ Driver	Top Speed (Km/h)	Fastest Section	First 50m	First 100m	First 200m	First Half	Middle Half	Last Half	Lead Time 0:44.30	1st Quarter	2nd Quarter	3rd Quarter	4th Quarter	Last Mile	Mile Rate	Distance Travelled	Gross Time/ Margin
												1:17.33 (0:33.03)	1:49.74 (0:32.41)	2:19.66 (0:29.92)	2:51.30 (0:31.64)				
8	7	MOONSHINE LOUIE	50.08	0:31.09	04.37	08.24	16.17	1:05.45	1:03.54	1:04.83	0:46.55 [10]	1:19.56 [11]	1:52.01 [11]	2:23.10 [11]	2:56.85	2:10.28	2:10.55	+28m	74.42m
		Ashley Manton	Q3	Q3			203m	817m	811m	809m	581m	410m	408m	404m	406m				
9	6	MEGHAN NZ	48.74	0:31.02	04.23	07.94	15.78	1:04.37	1:03.21	1:05.56	0:46.98 [11]	1:19.17 [9]	1:51.36 [9]	2:22.38 [9]	2:56.95	2:09.95	2:10.62	+12m	75.69m
		Austin Mifsud	Q1	Q3			203m	807m	807m	807m	579m	403m	404m	403m	403m				
10	5	PRO HIBITION	49.18	0:32.42	04.17	07.75	15.18	1:05.33	1:04.95	1:07.45	0:44.83 [3]	1:17.74 [2]	1:50.16 [2]	2:22.69 [10]	2:57.61	2:12.78	2:11.11	+32m	84.54m
		Michael Bellman	Q3	Q2			203m	817m	814m	817m	578m	410m	407m	407m	410m				
11	9	JETAWAY SAINT	51.34	0:29.70	04.19	07.82	15.80	1:05.34	1:02.11	1:08.13	0:45.40 [6]	1:18.33 [7]	1:50.73 [6]	2:20.43 [5]	2:58.86	2:13.47	2:12.04	+38m	101.4m
		Jack Laugher	Q3	Q3			202m	817m	814m	819m	582m	410m	407m	406m	412m				
12	12	THE RED AVENGER	47.05	0:31.38	04.31	08.28	17.88	1:09.64	1:04.51	1:05.04	0:48.98 [12]	1:25.49 [12]	1:58.61 [12]	2:29.99 [12]	3:03.65	2:14.68	2:15.57	+31m	165.56m
		Scott Rains	Q3	Q3			202m	815m	807m	807m	589m	411m	404m	403m	403m				

Note: Timing is based on positional data.

[] Indicates rank at the end of each section


--:-- No data available for this section

N/A Information not available

Kilmore-Professional-2026-06-04

Race 2: TELLURIAN WINES 3YO MAIDEN PACE - 2180m

04 June 2026 - 5:22PM



HARNESS RACING VICTORIA



RANK	TAB	Horse/ Driver	Top Speed (Km/h)	Fastest Section	First 50m	First 100m	First 200m	First Half	Middle Half	Last Half	Lead Time 0:42.90	1st Quarter	2nd Quarter	3rd Quarter	4th Quarter	Last Mile	Mile Rate	Distance Travelled	Gross Time/ Margin
												1:14.69 (0:31.79)	1:47.74 (0:33.05)	2:16.54 (0:28.80)	2:45.73 (0:29.19)				
1	8	ROM BARO	56.20	0:28.79	03.93	07.22	14.02	1:04.84	1:01.83	0:57.73	0:43.16 [3]	1:14.96 [3]	1:48.00 [3]	2:16.79 [3]	2:45.73	2:02.56	2:02.34	+15m	2:45.73
		Liam Older	Q3	Q3			202m	810m	808m	809m		577m	405m	404m	404m				
2	1	BUNGY	55.73	0:28.80	03.89	07.18	13.97	1:04.85	1:01.85	0:58.82	0:42.90 [1]	1:14.69 [1]	1:47.74 [1]	2:16.54 [1]	2:46.56	2:03.67	2:02.95	+10m	11.1m
		John Caldwell	Q3	Q3			202m	810m	808m	808m		573m	405m	404m	404m				
3	3	HEAVENLY FLYER	55.12	0:29.07	04.00	07.34	14.25	1:04.73	1:01.98	0:58.45	0:43.37 [4]	1:15.19 [4]	1:48.11 [4]	2:17.18 [4]	2:46.56	2:03.18	2:02.96	+33m	11.16m
		James Herbertson	Q3	Q3			203m	818m	815m	816m		578m	410m	408m	407m				
4	6	BIG NIK	55.76	0:28.90	03.92	07.21	13.89	1:04.78	1:01.85	0:59.22	0:43.07 [2]	1:14.90 [2]	1:47.84 [2]	2:16.74 [2]	2:47.06	2:04.00	2:03.33	+30m	17.92m
		Abby Sanderson	Q3	Q3			203m	818m	815m	814m		577m	410m	408m	407m				
5	2	ELLIANA	56.41	0:28.84	03.97	07.46	14.59	1:04.82	1:01.87	0:59.19	0:43.54 [5]	1:15.33 [5]	1:48.37 [5]	2:17.21 [5]	2:47.56	2:04.01	2:03.70	+9m	24.61m
		Tasmyn Potter	Q3	Q3			202m	809m	808m	807m		573m	405m	404m	404m				
6	7	DIAMOND LOU	54.94	0:29.01	04.28	08.09	15.89	1:04.53	1:02.06	0:58.23	0:45.12 [11]	1:16.61 [12]	1:49.65 [12]	2:18.66 [11]	2:47.89	2:02.76	2:03.94	+31m	28.99m
		David Miles	Q3	Q3			204m	819m	815m	813m		579m	411m	408m	406m				
7	11	ALL DONE TARA	56.12	0:28.85	04.13	07.61	14.79	1:04.74	1:01.77	0:59.06	0:44.18 [8]	1:16.00 [8]	1:48.92 [8]	2:17.77 [7]	2:47.98	2:03.80	2:04.00	+37m	30.19m
		Ross Payne	Q3	Q3			203m	819m	815m	814m		585m	411m	408m	407m				

Note: Timing is based on positional data.

[] Indicates rank at the end of each section


--:-- No data available for this section

N/A Information not available

Kilmore-Professional-2026-06-04

Race 2: TELLURIAN WINES 3YO MAIDEN PACE - 2180m

04 June 2026 - 5:22PM



HARNESS RACING VICTORIA



RANK	TAB	Horse/Driver	Top Speed (Km/h)	Fastest Section	First 50m	First 100m	First 200m	First Half	Middle Half	Last Half	Lead Time	1st Quarter	2nd Quarter	3rd Quarter	4th Quarter	Last Mile	Mile Rate	Distance Travelled	Gross Time/Margin
												0:42.90	1:14.69 (0:31.79)	1:47.74 (0:33.05)	2:16.54 (0:28.80)				
8	9	THATS ME AGAIN	55.04	0:29.06	04.23	07.77	14.84	1:04.76	1:02.09	0:59.62	0:43.91 [7]	1:15.64 [7]	1:48.66 [7]	2:17.73 [8]	2:48.28	2:04.38	2:04.23	+14m	34.32m
		Stephen Boyington	Q3	Q3			202m	809m	807m	807m	578m	405m	404m	403m	404m				
9	10	TAKAO	54.72	0:28.87	04.35	08.01	15.41	1:04.79	1:01.95	0:59.08	0:44.45 [10]	1:16.16 [10]	1:49.24 [10]	2:18.11 [9]	2:48.33	2:03.87	2:04.26	+39m	34.95m
		Christopher Shinn	Q3	Q3			203m	819m	816m	816m	584m	410m	408m	407m	408m				
10	5	MY ULTIMATE MATEO	55.37	0:29.03	04.10	07.59	14.46	1:04.76	1:01.94	0:59.90	0:43.70 [6]	1:15.54 [6]	1:48.46 [6]	2:17.49 [6]	2:48.36	2:04.66	2:04.28	+41m	35.26m
		Ellen Tormey	Q3	Q3			205m	820m	818m	821m	581m	411m	408m	409m	411m				
11	4	GOODMORNING MIKI	53.50	0:29.62	03.92	07.32	14.90	1:04.21	1:02.71	0:59.72	0:45.21 [12]	1:16.33 [11]	1:49.41 [11]	2:19.03 [12]	2:49.14	2:03.93	2:04.86	+22m	45.8m
		Ryan Sanderson	Q3	Q3			204m	810m	809m	811m	582m	405m	405m	405m	406m				
12	12	COBARGO MILLY	53.17	0:29.51	04.19	07.85	15.46	1:04.74	1:02.53	1:02.20	0:44.21 [9]	1:15.94 [9]	1:48.96 [9]	2:18.48 [10]	2:51.17	2:06.94	2:06.36	+15m	72.94m
		Glenn Bull	Q3	Q3			203m	810m	808m	807m	579m	405m	404m	403m	403m				

Note: Timing is based on positional data.

[] Indicates rank at the end of each section


-:--:- No data available for this section

N/A Information not available

Kilmore-Professional-2026-06-04

Race 3: OKRFM TROT - 1690m

04 June 2026 - 5:58PM



HARNESS RACING VICTORIA



RANK	TAB	Horse/ Driver	Top Speed (Km/h)	Fastest Section	First 50m	First 100m	First 200m	First Half	Middle Half	Last Half	Lead Time	1st Quarter	2nd Quarter	3rd Quarter	4th Quarter	Last Mile	Mile Rate	Distance Travelled	Gross Time/ Margin
												0:34.76 (0:29.50)	1:08.24 (0:33.48)	1:37.38 (0:29.14)	2:10.32 (0:32.94)				
1	6	TE AMO	51.73	0:29.04	03.95	07.40	14.45	1:03.64	1:02.26	1:00.95	0:05.73 [6]	0:36.14 [4]	1:09.37 [6]	1:38.41 [7]	2:10.32	2:04.59	2:04.10	+13m	2:10.32
		Fred Spiteri	Q3	Q3			202m	811m	808m	811m		81m	407m	405m	403m				
2	11	DEEJAY DEX	54.47	0:28.44	04.05	07.51	14.94	1:03.17	1:00.85	1:00.94	0:06.36 [10]	0:37.12 [8]	1:09.53 [7]	1:37.98 [4]	2:10.48	2:04.11	2:04.25	+42m	2:12m
		Josh Duggan	Q3	Q3			204m	823m	817m	820m		89m	415m	408m	408m				
3	8	GATESYS MATE	51.80	0:29.15	04.15	07.64	14.73	1:02.90	1:01.40	1:01.40	0:06.18 [9]	0:36.83 [7]	1:09.08 [5]	1:38.23 [6]	2:10.48	2:04.30	2:04.25	+23m	2:16m
		Rodney Petroff	Q1	Q3			202m	813m	814m	815m		86m	405m	407m	406m				
4	9	WIND STORM	51.95	0:29.06	04.11	07.56	14.71	1:02.49	1:01.17	1:02.52	0:06.15 [8]	0:36.54 [5]	1:08.65 [3]	1:37.71 [3]	2:11.18	2:05.01	2:04.92	+30m	11.55m
		Jack Laugher	Q3	Q3			203m	818m	815m	815m		86m	410m	408m	407m				
5	7	PIESRIDINGSHOTGUN	55.55	0:29.13	03.75	06.92	13.36	1:02.98	1:02.61	1:03.06	0:05.26 [1]	0:34.76 [1]	1:08.24 [1]	1:37.38 [1]	2:11.32	2:06.04	2:05.04	+8m	13.37m
		Ashley Ainsworth	Q1	Q3			203m	809m	807m	808m		81m	405m	404m	403m				
6	5	KITTY CASH	53.35	0:29.07	03.83	07.08	13.85	1:03.50	1:02.30	1:02.77	0:05.44 [3]	0:35.71 [3]	1:08.94 [4]	1:38.02 [5]	2:11.72	2:06.27	2:05.43	+13m	18.8m
		Michael Bellman	Lead	Q3			203m	813m	808m	809m		82m	408m	404m	404m				
7	4	SCAR	54.32	0:29.10	03.81	07.04	13.62	1:03.28	1:02.37	1:04.10	0:05.33 [2]	0:35.33 [2]	1:08.59 [2]	1:37.69 [2]	2:12.70	2:07.38	2:06.36	+7m	31.9m
		Robert Young	Q1	Q3			202m	810m	808m	807m		81m	405m	405m	404m				

Note: Timing is based on positional data.

[] Indicates rank at the end of each section

--:-- No data available for this section

N/A Information not available

Kilmore-Professional-2026-06-04

Race 3: OKRFM TROT - 1690m

04 June 2026 - 5:58PM



HARNESS RACING VICTORIA



RANK	TAB	Horse/ Driver	Top Speed (Km/h)	Fastest Section	First 50m	First 100m	First 200m	First Half	Middle Half	Last Half	Lead Time	1st Quarter	2nd Quarter	3rd Quarter	4th Quarter	Last Mile	Mile Rate	Distance Travelled	Gross Time/ Margin
												0:34.76 (0:29.50)	1:08.24 (0:33.48)	1:37.38 (0:29.14)	2:10.32 (0:32.94)				
8	2	NORTHERN TRUSCOTT	54.11	0:29.70	03.96	07.27	13.84	1:04.15	1:02.78	1:03.47	0:05.52 [5]	0:36.59 [6]	1:09.68 [8]	1:39.38 [8]	2:13.15	2:07.62	2:06.79	+14m	37.95m
		Chris Alford	Q1	Q3			202m	809m	810m	815m	81m	404m	405m	405m	409m				
9	10	CHAMPAGNE GEMMA	50.94	0:29.64	03.98	07.41	14.71	1:06.79	1:01.11	1:03.86	0:06.07 [7]	0:41.39 [9]	1:12.87 [9]	1:42.51 [9]	2:16.73	2:10.65	2:10.20	+27m	85.98m
		Neil McCallum	Q1	Q3			203m	823m	808m	808m	87m	418m	404m	404m	404m				
10	3	SHAQ THE ANVIL	53.82	0:30.63	03.87	07.14	14.19	1:09.86	1:02.74	1:06.28	0:05.41 [4]	0:43.16 [10]	1:15.27 [10]	1:45.90 [10]	2:21.56	2:16.14	2:14.80	+32m	150.75m
		John Caldwell	Q1	Q3			204m	825m	816m	815m	81m	417m	408m	407m	408m				

Scratched: DESERT ROYALE (1)

Note: Timing is based on positional data.

[] Indicates rank at the end of each section

--:--:-- No data available for this section

N/A Information not available

Kilmore-Professional-2026-06-04

Race 4: BROADSTEAD KILMORE PACE - 2180m

04 June 2026 - 6:23PM



HARNESS RACING VICTORIA



RANK	TAB	Horse/ Driver	Top Speed (Km/h)	Fastest Section	First 50m	First 100m	First 200m	First Half	Middle Half	Last Half	Lead Time 0:43.20	1st Quarter	2nd Quarter	3rd Quarter	4th Quarter	Last Mile	Mile Rate	Distance Travelled	Gross Time/ Margin
												1:14.10 (0:30.90)	1:45.56 (0:31.46)	2:14.16 (0:28.60)	2:45.09 (0:30.93)				
1	2	ARCHAA	52.96	0:28.60	03.97	07.33	14.39	1:02.36	1:00.06	0:59.53	0:43.20 [1]	1:14.10 [1]	1:45.56 [1]	2:14.16 [1]	2:45.09	2:01.89	2:01.87	+7m	2:45.09
		Christopher Shinn	Q3	Q3			202m	807m	806m	808m		572m	404m	403m	403m				
2	9	MAJOR MAURIE	53.57	0:28.57	04.08	07.57	14.98	1:02.18	0:59.96	0:59.67	0:43.82 [4]	1:14.61 [4]	1:46.00 [4]	2:14.56 [3]	2:45.67	2:01.85	2:02.30	+26m	7.75m
		Corey Bell	Q3	Q3			203m	815m	811m	809m		582m	409m	407m	405m				
3	10	TOBYS SHOUT	53.57	0:28.47	04.21	07.85	15.46	1:02.19	0:59.84	0:59.49	0:44.04 [6]	1:14.85 [6]	1:46.23 [5]	2:14.70 [4]	2:45.72	2:01.68	2:02.34	+37m	8.44m
		Ryan Sanderson	Q3	Q3			202m	816m	814m	819m		583m	409m	407m	407m				
4	4	FAVOURITEHIGHLIGHT	52.52	0:28.81	04.04	07.51	14.72	1:02.15	1:00.20	1:00.30	0:43.46 [3]	1:14.21 [2]	1:45.61 [2]	2:14.42 [2]	2:45.91	2:02.45	2:02.48	+27m	10.98m
		Glenn Bull	Q3	Q3			203m	815m	813m	814m		577m	408m	407m	406m				
5	8	TEX GOES BANG	52.38	0:28.89	04.17	07.76	15.39	1:02.41	1:00.45	0:59.99	0:43.80 [5]	1:14.65 [5]	1:46.22 [6]	2:15.11 [6]	2:46.21	2:02.40	2:02.70	+16m	14.98m
		James Herbertson	Q3	Q3			202m	808m	808m	811m		577m	404m	404m	404m				
6	5	OUR TRUE COLOURS	52.96	0:28.68	04.20	07.97	15.70	1:02.09	1:00.25	0:59.53	0:44.59 [8]	1:15.11 [7]	1:46.69 [8]	2:15.37 [8]	2:46.22	2:01.62	2:02.71	+26m	15.18m
		John Caldwell	Q3	Q3			204m	808m	809m	820m		579m	404m	404m	406m				
7	7	TASMA FLASH	53.03	0:28.80	04.45	08.38	16.24	1:02.24	1:00.14	0:59.67	0:44.70 [9]	1:15.60 [9]	1:46.94 [9]	2:15.74 [9]	2:46.61	2:01.91	2:02.99	+29m	20.37m
		Matthew Gath	Q3	Q3			203m	815m	813m	815m		580m	409m	407m	407m				

Note: Timing is based on positional data.

[] Indicates rank at the end of each section

--:-- No data available for this section

N/A Information not available



HARNESS RACING VICTORIA

Kilmore-Professional-2026-06-04

Race 4: BROADSTEAD KILMORE PACE - 2180m

04 June 2026 - 6:23PM



RANK	TAB	Horse/Driver	Top Speed (Km/h)	Fastest Section	First 50m	First 100m	First 200m	First Half	Middle Half	Last Half	Lead Time 0:43.20	1st Quarter	2nd Quarter	3rd Quarter	4th Quarter	Last Mile	Mile Rate	Distance Travelled	Gross Time/Margin
												1:14.10 (0:30.90)	1:45.56 (0:31.46)	2:14.16 (0:28.60)	2:45.09 (0:30.93)				
8	6	LINE UP JACQUIE	53.50	0:28.45	04.39	08.30	15.86	1:02.21	0:59.81	1:00.08	0:44.35 [7]	1:15.19 [8]	1:46.55 [7]	2:15.00 [5]	2:46.64	2:02.28	2:03.01	+36m	20.69m
		Ewa Justice	Q3	Q3			203m	816m	814m	821m		579m	409m	407m	407m				
9	3	BOSS MAJOR	50.90	0:29.38	04.07	07.57	14.72	1:02.45	1:00.93	1:03.93	0:43.40 [2]	1:14.30 [3]	1:45.85 [3]	2:15.23 [7]	2:49.79	2:06.38	2:05.34	+6m	63.02m
		Ashley Ainsworth	Q3	Q3			202m	807m	806m	807m		572m	403m	403m	403m				

Scratched: TOPZAVSKI (1)

Note: Timing is based on positional data.

[] Indicates rank at the end of each section


--:--:-- No data available for this section

N/A Information not available

Kilmore-Professional-2026-06-04

Race 5: COULTER LEGAL TROT - 1690m

04 June 2026 - 6:59PM



HARNESS RACING VICTORIA



RANK	TAB	Horse/ Driver	Top Speed (Km/h)	Fastest Section	First 50m	First 100m	First 200m	First Half	Middle Half	Last Half	Lead Time	1st Quarter	2nd Quarter	3rd Quarter	4th Quarter	Last Mile	Mile Rate	Distance Travelled	Gross Time/ Margin
												0:35.11 (0:29.91)	1:07.97 (0:32.86)	1:38.05 (0:30.08)	2:09.85 (0:31.80)				
1	7	ALLWATFUNJINGLES	50.65	0:30.08	03.87	07.30	14.46	1:02.48	1:01.16	1:01.88	0:05.49 [7]	0:36.89 [8]	1:07.97 [1]	1:38.05 [1]	2:09.85	2:04.36	2:03.65	+19m	2:09.85
		Blake Pace	Q1	Q3			204m	820m	807m	806m	83m	416m	404m	403m	403m				
2	5	MADGE EGAN	54.11	0:29.75	03.74	06.95	13.54	1:03.24	1:02.86	1:01.67	0:05.20 [1]	0:35.33 [2]	1:08.45 [3]	1:38.19 [2]	2:10.11	2:04.91	2:03.89	+17m	3:47m
		Neil Caldwell	Q1	Q3			203m	814m	811m	812m	81m	408m	406m	405m	407m				
3	2	LAVENGERS BOY	53.50	0:29.45	03.80	07.06	13.84	1:03.66	1:02.70	1:01.45	0:05.21 [3]	0:35.62 [4]	1:08.87 [5]	1:38.32 [4]	2:10.32	2:05.11	2:04.10	+23m	6:37m
		Michael Bellman	Q1	Q3			203m	815m	813m	817m	82m	408m	407m	407m	410m				
4	6	ATEGO DAWN	51.59	0:29.64	03.83	07.27	14.52	1:03.56	1:01.99	1:01.38	0:05.49 [6]	0:36.71 [7]	1:09.06 [6]	1:38.70 [5]	2:10.45	2:04.95	2:04.22	+18m	8.1m
		Shane Hoban	Q3	Q3			204m	816m	807m	810m	82m	413m	403m	404m	406m				
5	4	BET BET HOTSHOT	55.22	0:29.90	03.78	06.99	13.47	1:03.09	1:03.26	1:02.27	0:05.21 [2]	0:35.11 [1]	1:08.30 [2]	1:38.36 [3]	2:10.56	2:05.36	2:04.34	+4m	9:74m
		Abby Sanderson	Q1	Q1			203m	806m	806m	806m	81m	403m	403m	403m	403m				
6	3	MISS AVENGER	52.06	0:29.41	03.86	07.20	14.18	1:03.94	1:02.64	1:01.26	0:05.48 [5]	0:36.19 [5]	1:09.41 [7]	1:38.83 [7]	2:10.68	2:05.20	2:04.44	+26m	11:19m
		Lauren White	Q3	Q3			204m	817m	814m	817m	82m	410m	407m	407m	410m				
7	10	ALDEBARAN DENBAY	51.98	0:29.54	03.92	07.30	14.32	1:03.85	1:02.74	1:01.14	0:05.79 [9]	0:36.44 [6]	1:09.63 [8]	1:39.17 [9]	2:10.78	2:04.99	2:04.53	+24m	12:46m
		Nick Beale	Q1	Q3			202m	814m	813m	815m	86m	407m	407m	406m	408m				

Note: Timing is based on positional data.

[] Indicates rank at the end of each section


--:-- No data available for this section

N/A Information not available

Kilmore-Professional-2026-06-04

Race 5: COULTER LEGAL TROT - 1690m

04 June 2026 - 6:59PM



HARNESS RACING VICTORIA



RANK	TAB	Horse/ Driver	Top Speed (Km/h)	Fastest Section	First 50m	First 100m	First 200m	First Half	Middle Half	Last Half	Lead Time	1st Quarter	2nd Quarter	3rd Quarter	4th Quarter	Last Mile	Mile Rate	Distance Travelled	Gross Time/ Margin
												0:35.11 (0:29.91)	1:07.97 (0:32.86)	1:38.05 (0:30.08)	2:09.85 (0:31.80)				
8	1	JUNGLE SPIDER	53.39	0:30.06	03.85	07.14	13.79	1:03.28	1:03.20	1:02.25	0:05.30 [4]	0:35.44 [3]	1:08.57 [4]	1:38.65 [6]	2:10.84	2:05.54	2:04.60	+4m	13.38m
		Robert Young	Q1	Q3			202m	806m	806m	806m		81m	403m	403m	403m				
9	9	SABIHALIL	53.03	0:29.64	03.83	07.13	13.98	1:04.06	1:01.27	1:01.69	0:05.68 [8]	0:38.11 [10]	1:09.74 [9]	1:39.38 [10]	2:11.44	2:05.75	2:05.17	+17m	21.42m
		Austin Mifsud	Q1	Q3			202m	814m	807m	807m		86m	410m	404m	404m				
10	8	MAJOR MAX	53.32	0:28.93	04.01	07.43	14.65	1:04.00	1:02.05	1:01.63	0:06.12 [10]	0:36.99 [9]	1:10.11 [10]	1:39.04 [8]	2:11.75	2:05.63	2:05.46	+33m	25.48m
		Jack Sullivan	Q3	Q3			202m	812m	815m	822m		90m	405m	406m	409m				

Note: Timing is based on positional data.

[] Indicates rank at the end of each section

--:--:-- No data available for this section

N/A Information not available

Kilmore-Professional-2026-06-04

Race 6: MC LABOUR CONCESSION DRIVERS PACE (RATINGS EXEMPT) - 1690m

04 June 2026 - 7:47PM



HARNESS RACING VICTORIA



RANK	TAB	Horse/Driver	Top Speed (Km/h)	Fastest Section	First 50m	First 100m	First 200m	First Half	Middle Half	Last Half	Lead Time	1st Quarter	2nd Quarter	3rd Quarter	4th Quarter	Last Mile	Mile Rate	Distance Travelled	Gross Time/Margin
												0:35.74 (0:30.39)	1:09.04 (0:33.30)	1:37.95 (0:28.91)	2:07.86 (0:29.91)				
1	6	CLIVES GIRL	52.52	0:28.92	03.94	07.31	14.16	1:03.82	1:02.23	0:58.40	0:05.65 [3]	0:36.15 [3]	1:09.46 [3]	1:38.37 [3]	2:07.86	2:02.22	2:01.76	+6m	2:07.86
		Nick Beale	Q1	Q3			203m	809m	807m	807m	80m	405m	404m	403m	404m				
2	5	MISS HERMES	53.46	0:28.87	03.73	07.02	13.93	1:03.88	1:02.19	0:58.71	0:05.35 [1]	0:35.92 [2]	1:09.23 [2]	1:38.11 [2]	2:07.95	2:02.59	2:01.84	+22m	1.15m
		Grace Bilney	Lead	Q3			203m	817m	814m	815m	80m	409m	408m	407m	408m				
3	7	QUICK CRUNCH	52.74	0:28.81	04.04	07.69	14.90	1:03.66	1:02.19	0:58.47	0:05.96 [5]	0:36.24 [4]	1:09.62 [4]	1:38.42 [4]	2:08.09	2:02.13	2:01.97	+27m	3.04m
		Louis Emerson	Q3	Q3			204m	818m	815m	818m	81m	410m	408m	407m	410m				
4	1	FAKE COLLECTION	53.78	0:28.90	03.82	07.06	13.82	1:03.66	1:02.18	0:59.12	0:05.37 [2]	0:35.74 [1]	1:09.04 [1]	1:37.95 [1]	2:08.17	2:02.78	2:02.05	+5m	4.09m
		Hannah Parish	Q1	Q3			201m	807m	807m	808m	80m	404m	404m	403m	405m				
5	4	THE LADYBIRD NZ	51.88	0:29.02	04.24	07.85	14.92	1:03.56	1:02.30	0:59.68	0:06.13 [6]	0:36.40 [5]	1:09.70 [5]	1:38.73 [5]	2:09.39	2:03.24	2:03.21	+8m	20.52m
		Olivia Jardine	Q3	Q3			202m	809m	808m	808m	81m	405m	404m	404m	404m				
6	2	MAMMALS REASON	52.38	0:28.74	04.02	07.96	18.30	1:09.33	1:01.02	1:00.99	0:05.81 [4]	0:42.86 [6]	1:15.14 [6]	1:43.89 [6]	2:16.14	2:10.32	2:09.63	+12m	110.95m
		Joey Sharp	Q3	Q3			203m	812m	809m	810m	80m	408m	404m	404m	406m				

Scratched: HOME AND DRY NZ (3), MISTER EVOLUTION (8)

Note: Timing is based on positional data.

[] Indicates rank at the end of each section


-:--:- No data available for this section

N/A Information not available

Kilmore-Professional-2026-06-04

Race 7: C&M BUILD GROUP TROT - 1690m

04 June 2026 - 8:04PM



HARNESS RACING VICTORIA



RANK	TAB	Horse/ Driver	Top Speed (Km/h)	Fastest Section	First 50m	First 100m	First 200m	First Half	Middle Half	Last Half	Lead Time 0:05.27	1st Quarter	2nd Quarter	3rd Quarter	4th Quarter	Last Mile	Mile Rate	Distance Travelled	Gross Time/ Margin
												0:33.68 (0:28.41)	1:05.54 (0:31.86)	1:34.54 (0:29.00)	2:07.00 (0:32.46)				
1	4	IJUSTCANTSEEIT	55.66	0:28.36	03.82	07.06	13.47	1:00.22	1:00.86	1:01.46	0:05.31 [2]	0:33.68 [1]	1:05.54 [1]	1:34.54 [1]	2:07.00	2:01.68	2:00.94	+6m	2:07.00
		Michael Bellman	Q1	Q1			203m	809m	808m	807m	80m	405m	404m	404m	403m				
2	5	KENNYSON	56.16	0:28.60	03.81	07.05	13.43	1:00.43	1:00.79	1:02.38	0:05.27 [1]	0:33.87 [2]	1:05.71 [2]	1:34.67 [2]	2:08.09	2:02.81	2:01.98	+23m	14.62m
		James Herbertson	Q1	Q1			204m	819m	815m	814m	80m	410m	409m	407m	408m				
3	7	KARAKAJACK TOOTH	52.27	0:28.96	04.01	07.65	14.96	1:00.72	0:59.04	1:01.60	0:05.76 [5]	0:36.40 [5]	1:06.48 [5]	1:35.44 [5]	2:08.09	2:02.32	2:01.98	+19m	14.64m
		Ellen Tormey	Q3	Q3			203m	814m	810m	814m	81m	408m	405m	405m	410m				
4	6	KYVALLEY JAGGER	52.38	0:28.42	03.94	07.44	14.42	1:01.91	0:59.45	1:00.99	0:05.56 [4]	0:36.44 [6]	1:07.46 [6]	1:35.89 [6]	2:08.47	2:02.90	2:02.33	+11m	19.67m
		Tristan Larsen	Q3	Q3			202m	814m	808m	807m	80m	409m	405m	403m	404m				
5	1	SAINT EYES	54.97	0:28.69	03.85	07.12	13.61	1:00.54	1:01.26	1:03.80	0:05.27 [3]	0:33.95 [3]	1:05.81 [3]	1:35.22 [4]	2:09.62	2:04.34	2:03.44	+4m	35.18m
		Neil Caldwell	Q1	Q1			202m	808m	807m	806m	80m	404m	404m	403m	404m				
6	8	THATS MY CARDIGAN	52.45	0:28.96	03.96	07.44	14.56	1:00.12	0:59.52	1:03.97	0:06.04 [7]	0:35.60 [4]	1:06.15 [4]	1:35.12 [3]	2:10.13	2:04.09	2:03.91	+28m	41.91m
		John Caldwell	Q3	Q3			203m	815m	814m	817m	86m	407m	408m	407m	410m				
7	2	ATTRACTED	49.43	0:30.21	04.05	07.90	16.83	1:05.46	1:01.86	1:04.02	0:05.82 [6]	0:39.63 [7]	1:11.28 [7]	1:41.49 [7]	2:15.31	2:09.48	2:08.85	+15m	111.47m
		Chris Alford	Q3	Q3			204m	813m	809m	812m	80m	408m	405m	405m	407m				

Note: Timing is based on positional data.

[] Indicates rank at the end of each section


--:-- No data available for this section

N/A Information not available

Kilmore-Professional-2026-06-04

Race 7: C&M BUILD GROUP TROT - 1690m

04 June 2026 - 8:04PM



HARNESS RACING VICTORIA



Scratched: BUMPER SERVICE (3)

Note: Timing is based on positional data.

[] Indicates rank at the end of each section

--:-- No data available for this section


N/A Information not available

Data processed by  TRIPLES DATA

Kilmore-Professional-2026-06-04

Race 8: PICKLEBET "GET YOUR PICKLE ON" CONCESSION DRIVERS PACE (RATINGS EXEMPT) - 2180m

04 June 2026 - 8:30PM



HARNESS RACING VICTORIA



RANK	TAB	Horse/ Driver	Top Speed (Km/h)	Fastest Section	First 50m	First 100m	First 200m	First Half	Middle Half	Last Half	Lead Time 0:42.15	1st Quarter	2nd Quarter	3rd Quarter	4th Quarter	Last Mile	Mile Rate	Distance Travelled	Gross Time/ Margin
												1:13.31 (0:31.16)	1:45.55 (0:32.24)	2:14.41 (0:28.86)	2:45.03 (0:30.62)				
1	4	THEROUX	54.97	0:28.19	04.24	08.04	15.45	1:03.56	1:00.53	0:58.43	0:43.00 [5]	1:14.25 [6]	1:46.59 [6]	2:14.79 [4]	2:45.03	2:02.01	2:01.83	+36m	2:45.03
		Luke Sutherland	Q3	Q3			202m	818m	817m	819m		579m	410m	408m	409m				
2	6	TALISKER SKIPPER	54.25	0:28.18	04.11	07.70	14.70	1:03.59	1:00.53	0:59.23	0:42.70 [4]	1:13.94 [4]	1:46.28 [4]	2:14.47 [2]	2:45.53	2:02.82	2:02.20	+33m	6.68m
		Nick Beale	Q3	Q3			203m	818m	817m	816m		579m	410m	408m	409m				
3	7	MASTER MIKI	53.71	0:28.43	04.09	07.88	15.63	1:03.55	1:00.74	0:58.69	0:43.35 [7]	1:14.59 [7]	1:46.91 [7]	2:15.33 [7]	2:45.59	2:02.24	2:02.24	+37m	7.47m
		Grace Bilney	Q3	Q3			203m	818m	815m	819m		580m	410m	408m	407m				
4	1	NORTHERN TERROR	53.89	0:28.68	04.26	07.88	15.22	1:03.30	1:00.90	0:59.83	0:43.14 [6]	1:14.23 [5]	1:46.45 [5]	2:15.12 [6]	2:46.28	2:03.13	2:02.75	+17m	16.64m
		Olivia Jardine	Q3	Q3			203m	809m	810m	813m		575m	405m	404m	405m				
5	5	TREACHEROUSTIMES	53.78	0:28.50	03.91	07.26	14.35	1:03.55	1:00.83	1:00.56	0:42.36 [2]	1:13.59 [2]	1:45.91 [2]	2:14.41 [1]	2:46.50	2:04.13	2:02.92	+28m	19.73m
		Hannah Parish	Q3	Q3			202m	817m	814m	814m		578m	410m	407m	407m				
6	2	PRECIOUS BELLE NZ	52.60	0:28.92	04.01	07.47	14.63	1:03.40	1:01.17	1:00.87	0:42.63 [3]	1:13.78 [3]	1:46.03 [3]	2:14.95 [5]	2:46.91	2:04.27	2:03.22	+10m	25.17m
		Louis Emerson	Q3	Q3			202m	809m	808m	808m		574m	405m	404m	404m				
7	3	JINDALEA JACK	53.06	0:28.99	03.88	07.20	14.25	1:03.40	1:01.23	1:02.59	0:42.15 [1]	1:13.31 [1]	1:45.55 [1]	2:14.54 [3]	2:48.14	2:05.99	2:04.12	+9m	41.67m
		Joey Sharp	Q3	Q3			202m	810m	808m	807m		572m	405m	405m	404m				

Note: Timing is based on positional data.

[] Indicates rank at the end of each section


--:-- No data available for this section

N/A Information not available

Kilmore-Professional-2026-06-04

Race 9: ANNABELLE CLEELAND 3YO MAIDEN TROT - 1690m

04 June 2026 - 9:01PM



HARNESS RACING VICTORIA



RANK	TAB	Horse/ Driver	Top Speed (Km/h)	Fastest Section	First 50m	First 100m	First 200m	First Half	Middle Half	Last Half	Lead Time	1st Quarter	2nd Quarter	3rd Quarter	4th Quarter	Last Mile	Mile Rate	Distance Travelled	Gross Time/ Margin
												0:37.89 (0:32.49)	1:11.67 (0:33.78)	1:42.66 (0:30.99)	2:13.82 (0:31.16)				
1	3	MISS HOLLY RED	52.38	0:30.99	03.89	07.22	14.66	1:06.27	1:04.77	1:02.15	0:05.40 [1]	0:37.89 [1]	1:11.67 [1]	1:42.66 [1]	2:13.82	2:08.42	2:07.43	+5m	2:13.82
		Ewa Justice	Lead	Q3			202m	807m	807m	807m		81m	403m	403m	403m				
2	5	REVERAND BOB	48.60	0:31.03	04.04	07.61	15.19	1:06.13	1:04.68	1:02.13	0:05.66 [3]	0:38.15 [2]	1:11.80 [2]	1:42.83 [2]	2:13.94	2:08.26	2:07.54	+19m	1.64m
		James Herbertson	Lead	Q3			203m	815m	812m	813m		82m	409m	406m	406m				
3	6	KYVALLEY REEVA NZ	49.07	0:30.80	04.18	07.88	15.60	1:06.43	1:04.59	1:01.71	0:06.02 [7]	0:38.66 [5]	1:12.46 [5]	1:43.26 [6]	2:14.18	2:08.14	2:07.78	+9m	4.92m
		Tristan Larsen	Q3	Q3			203m	807m	806m	808m		84m	404m	403m	403m				
4	1	THE PASO DOBLE	49.79	0:30.93	04.05	07.52	14.87	1:06.40	1:04.79	1:02.38	0:05.68 [2]	0:38.22 [3]	1:12.08 [3]	1:43.01 [3]	2:14.47	2:08.78	2:08.05	+5m	8.76m
		Neil McCallum	Lead	Q3			202m	807m	806m	806m		82m	403m	403m	403m				
5	4	WAR DAN PHOENIX	50.08	0:30.62	03.94	08.16	16.82	1:06.93	1:04.28	1:02.49	0:05.66 [4]	0:38.92 [6]	1:12.59 [6]	1:43.21 [5]	2:15.08	2:09.42	2:08.63	+20m	16.87m
		David Miles	Q3	Q3			202m	812m	814m	817m		81m	406m	406m	407m				
6	7	HEAVENLY GLOW	49.61	0:30.93	04.00	07.59	15.47	1:06.52	1:04.62	1:03.96	0:05.86 [5]	0:38.69 [4]	1:12.38 [4]	1:43.31 [4]	2:16.34	2:10.48	2:09.83	+23m	33.82m
		John Caldwell	Q3	Q3			203m	816m	812m	813m		83m	410m	406m	406m				
7	2	JUST ME AND YOU	50.44	0:30.56	04.12	07.64	14.72	1:07.53	1:01.86	1:11.11	0:05.71 [6]	0:41.94 [7]	1:13.24 [7]	1:43.81 [7]	2:24.36	2:18.64	2:17.47	+36m	141.42m
		Chris Alford	Q1	Q3			203m	827m	811m	816m		83m	420m	406m	404m				

Note: Timing is based on positional data.

[] Indicates rank at the end of each section

--:--:-- No data available for this section

N/A Information not available