

# Geelong-Professional-2026-05-22

## Race 1: BETFOCUS PACE - 2100m

22 May 2026 - 6:09PM



HARNESS RACING VICTORIA




RANK	TAB	Horse/ Driver	Top Speed (Km/h)	Fastest Section	First 50m	First 100m	First 200m	First Half	Middle Half	Last Half	Lead Time	1st Quarter	2nd Quarter	3rd Quarter	4th Quarter	Last Mile	Mile Rate	Distance Travelled	Gross Time/ Margin
												0:34.04	1:06.24 (0:32.20)	1:36.20 (0:29.96)	2:04.95 (0:28.75)				
1	1	IFYOULOVEMELETMEGO	56.88	0:28.76	03.69	06.79	13.03	1:02.31	0:58.67	0:58.02	0:34.46 [2]	1:06.87 [3]	1:36.78 [4]	2:05.54 [4]	2:34.80	2:00.33	1:58.63	+3m	2:34.80
		Lochie Cook	Lead	Q3			202m	805m	805m	806m	492m	402m	403m	402m	403m				
2	9	LAZENBY	54.94	0:28.76	03.72	06.88	13.57	1:00.88	0:58.72	0:58.80	0:35.32 [7]	1:06.24 [1]	1:36.20 [1]	2:04.95 [1]	2:34.99	1:59.68	1:58.77	+16m	2:58m
		Allan McDonough	Lead	Q3			202m	809m	808m	808m	499m	405m	404m	404m	404m				
3	4	GOZO MAJOR	55.98	0:28.88	03.67	06.81	13.20	1:02.15	0:58.65	0:58.16	0:34.96 [5]	1:07.34 [6]	1:37.11 [5]	2:05.99 [6]	2:35.28	2:00.31	1:58.99	+30m	6.44m
		Paul Grech	Lead	Q3			203m	814m	814m	822m	494m	408m	406m	408m	414m				
4	2	MIDNITE DESIRE	55.08	0:28.79	03.67	06.85	13.42	1:02.30	0:58.68	0:58.31	0:34.72 [4]	1:07.13 [5]	1:37.02 [6]	2:05.82 [5]	2:35.34	2:00.61	1:59.04	+4m	7.28m
		Ewa Justice	Lead	Q3			202m	806m	806m	806m	492m	402m	403m	403m	403m				
5	5	SHIRALEE	56.95	0:28.72	03.63	06.68	12.98	1:02.15	0:58.49	0:58.67	0:34.52 [3]	1:06.89 [4]	1:36.67 [3]	2:05.39 [3]	2:35.34	2:00.82	1:59.04	+27m	7.31m
		Leilani Justice	Lead	Q3			203m	814m	813m	818m	495m	408m	406m	408m	411m				
6	6	CALEDONIAN TERRA	54.86	0:29.60	03.75	07.00	13.72	1:00.78	0:59.44	1:00.15	0:35.55 [8]	1:06.49 [3]	1:36.33 [2]	2:05.93 [7]	2:36.48	2:00.93	1:59.92	+19m	22.79m
		Hannah Lewis	Lead	Q3			203m	806m	811m	813m	501m	402m	404m	407m	406m				
7	3	HOME AND DRY NZ	53.24	0:28.87	03.75	07.01	13.75	1:01.71	0:58.64	0:59.15	0:35.66 [8]	1:07.60 [8]	1:37.37 [7]	2:06.24 [8]	2:36.52	2:00.86	1:59.95	+32m	23.09m
		James Herbertson	Lead	Q3			203m	815m	816m	821m	496m	409m	407m	409m	412m				

Note: Timing is based on positional data.

[ ] Indicates rank at the end of each section

-:--:- No data available for this section

N/A Information not available



# Geelong-Professional-2026-05-22

## Race 1: BETFOCUS PACE - 2100m

22 May 2026 - 6:09PM

HARNESS RACING VICTORIA



RANK	TAB	Horse/ Driver	Top Speed (Km/h)	Fastest Section	First 50m	First 100m	First 200m	First Half	Middle Half	Last Half	Lead Time	1st Quarter	2nd Quarter	3rd Quarter	4th Quarter	Last Mile	Mile Rate	Distance Travelled	Gross Time/ Margin
												0:34.04	1:06.24 (0:32.20)	1:36.20 (0:29.96)	2:04.95 (0:28.75)				
8	7	ALCATRAZ GIRL	59.08	0:28.77	03.56	06.55	12.63	1:02.33	0:58.69	1:00.32	0:34.04 [1]	1:06.44 [2]	1:36.36 [2]	2:05.14 [2]	2:36.69	2:02.65	2:00.08	+6m	25.44m
		Glenn Bull	Lead	Q3			202m	805m	806m	809m	492m	402m	403m	403m	406m				
9	10	PONTIAN GIRL	53.53	0:28.33	03.83	07.09	14.02	1:01.69	0:58.08	1:00.01	0:35.90 [9]	1:07.84 [9]	1:37.57 [9]	2:05.92 [7]	2:37.61	2:01.70	2:00.79	+32m	37.78m
		Josh Duggan	Lead	Q3			203m	817m	814m	812m	502m	409m	408m	407m	406m				
10	8	BONA KHAN	55.40	0:29.24	03.76	06.93	13.51	1:02.35	0:59.20	1:00.33	0:35.02 [6]	1:07.42 [7]	1:37.37 [8]	2:06.62 [9]	2:37.71	2:02.68	2:00.85	+7m	39.01m
		Jodi Quinlan	Lead	Q3			201m	805m	805m	805m	497m	402m	403m	402m	403m				

Note: Timing is based on positional data.

[ ] Indicates rank at the end of each section

--:-- No data available for this section

N/A Information not available



HARNESS RACING VICTORIA

# Geelong-Professional-2026-05-22

## Race 2: HOYTS FOOD MAIDEN PACE - 1609m

22 May 2026 - 6:33PM



RANK	TAB	Horse/ Driver	Top Speed (Km/h)	Fastest Section	First 50m	First 100m	First 200m	First Half	Middle Half	Last Half	Lead Time	1st Quarter	2nd Quarter	3rd Quarter	4th Quarter	Last Mile	Mile Rate	Distance Travelled	Gross Time/ Margin
												0:28.55	0:58.70 (0:30.15)	1:27.33 (0:28.63)	1:56.52 (0:29.19)				
1	1	TALKBABYTALK	53.60	0:28.50	03.69	06.93	13.61	0:58.90	0:58.53	0:57.62		0:28.87 [2]	0:58.91 [2]	1:27.40 [2]	1:56.52	1:56.52	1:56.52	+15m	1:56.52
		Jackie Barker	Q1	Q3			202m	809m	812m	815m		404m	405m	407m	408m				
2	4	SEASIDE LADY	55.04	0:28.56	03.62	06.77	13.34	0:58.70	0:58.77	0:57.96		0:28.55 [1]	0:58.70 [1]	1:27.33 [1]	1:56.66	1:56.66	1:56.66	+5m	1.85m
		Jodi Quinlan	Q1	Q1			202m	806m	807m	808m		404m	403m	404m	405m				
3	9	FIRESIDE	53.28	0:28.44	03.89	07.25	14.64	0:59.77	0:58.28	0:57.07		0:30.11 [6]	0:59.76 [6]	1:28.39 [6]	1:56.83	1:56.84	1:56.83	+8m	4.13m
		Nicholas O'Connor	Q4	Q4			202m	812m	806m	805m		409m	403m	402m	403m				
4	8	WHIRILY MAURZ	53.42	0:28.68	03.71	06.95	13.84	0:59.08	0:58.52	0:58.27		0:29.24 [4]	0:59.07 [3]	1:27.76 [3]	1:57.36	1:57.35	1:57.36	+5m	11.35m
		Anne-Maree Conroy	Q1	Q3			202m	809m	805m	806m		406m	403m	402m	403m				
5	10	SOFT LANDING	52.16	0:28.68	04.15	07.69	14.94	0:59.85	0:58.27	0:57.81		0:30.26 [8]	0:59.85 [7]	1:28.53 [7]	1:57.66	1:57.66	1:57.66	+11m	15.33m
		Leilani Justice	Q1	Q3			202m	812m	806m	808m		408m	403m	403m	405m				
6	2	DIAMONTY QUEEN	52.60	0:28.62	03.75	07.06	13.91	0:59.19	0:58.73	0:58.81		0:29.08 [3]	0:59.19 [4]	1:27.81 [4]	1:58.00	1:58.00	1:58.00	+22m	19.82m
		James Herbertson	Q1	Q3			203m	816m	814m	815m		409m	407m	407m	408m				
7	6	HANORA	52.20	0:28.62	03.86	07.34	14.46	0:59.55	0:58.50	0:58.86		0:29.67 [5]	0:59.56 [5]	1:28.18 [5]	1:58.43	1:58.41	1:58.43	+23m	25.59m
		Robert Arundell	Q3	Q3			204m	816m	814m	816m		409m	406m	407m	409m				

Note: Timing is based on positional data.

[ ] Indicates rank at the end of each section

-:--:- No data available for this section

N/A Information not available



HARNESS RACING VICTORIA

# Geelong-Professional-2026-05-22

## Race 2: HOYTS FOOD MAIDEN PACE - 1609m

22 May 2026 - 6:33PM



RANK	TAB	Horse/ Driver	Top Speed (Km/h)	Fastest Section	First 50m	First 100m	First 200m	First Half	Middle Half	Last Half	Lead Time	1st Quarter	2nd Quarter	3rd Quarter	4th Quarter	Last Mile	Mile Rate	Distance Travelled	Gross Time/ Margin
												0:28.55	0:58.70 (0:30.15)	1:27.33 (0:28.63)	1:56.52 (0:29.19)				
8	5	<b>SWEET FACE</b>	<b>52.31</b>	<b>0:28.64</b>	<b>03.71</b>	<b>07.06</b>	<b>14.40</b>	1:00.36	0:58.46	0:58.60		<b>0:30.54 [9]</b>	<b>1:00.36 [9]</b>	<b>1:29.00 [9]</b>	<b>1:58.96</b>	1:58.96	1:58.96	<b>+17m</b>	<b>32.76m</b>
		Glenn Bull	Q1	Q3			205m	818m	811m	808m		412m	406m	405m	403m				
9	7	<b>BELVU BANDIT</b>	<b>52.06</b>	<b>0:28.85</b>	<b>03.82</b>	<b>07.28</b>	<b>14.74</b>	0:59.90	0:58.70	1:00.31		<b>0:30.05 [7]</b>	<b>0:59.90 [8]</b>	<b>1:28.75 [8]</b>	<b>2:00.21</b>	2:00.21	2:00.21	<b>+19m</b>	<b>49.53m</b>
		Ian Miller	Q3	Q3			205m	815m	812m	814m		409m	406m	407m	407m				
10	3	<b>DIAMOND IN BUBBLES</b>	<b>51.52</b>	<b>0:29.97</b>	<b>04.14</b>	<b>07.72</b>	<b>15.24</b>	1:00.54	1:00.06	1:01.31		<b>0:30.56 [10]</b>	<b>1:00.54 [10]</b>	<b>1:30.63 [10]</b>	<b>2:01.86</b>	2:01.85	2:01.86	<b>+8m</b>	<b>71.59m</b>
		Shane Taylor	Q2	Q2			203m	811m	806m	806m		407m	403m	403m	403m				

Note: Timing is based on positional data.

[ ] Indicates rank at the end of each section

--:--:-- No data available for this section

N/A Information not available



HARNESS RACING VICTORIA

# Geelong-Professional-2026-05-22

## Race 3: BCNA PINK LADY MAIDEN TROT - 1609m

22 May 2026 - 7:04PM



RANK	TAB	Horse/ Driver	Top Speed (Km/h)	Fastest Section	First 50m	First 100m	First 200m	First Half	Middle Half	Last Half	Lead Time	1st Quarter	2nd Quarter	3rd Quarter	4th Quarter	Last Mile	Mile Rate	Distance Travelled	Gross Time/ Margin
												0:29.73	1:01.01 (0:31.28)	1:30.85 (0:29.84)	2:01.46 (0:30.61)				
1	5	ALDEBARAN EMJAY	50.62	0:29.61	04.00	07.47	14.61	1:01.25	1:00.02	1:00.21		0:30.83 [3]	1:01.24 [2]	1:30.85 [1]	2:01.46	2:01.46	2:01.46	+10m	2:01.46
		James Herbertson	Q2	Q3			202m	810m	813m	810m		404m	407m	406m	404m				
2	4	EL UNO	52.09	0:30.08	03.78	07.15	14.28	1:01.63	1:01.36	1:01.21		0:30.35 [2]	1:01.63 [4]	1:31.71 [3]	2:02.84	2:02.84	2:02.83	0m	18.43m
		Glenn Conroy	Q1	Q3			202m	806m	806m	806m		403m	403m	403m	403m				
3	7	MISS HOLLY RED	51.26	0:29.74	03.99	07.44	14.33	1:01.02	1:01.53	1:02.08		0:29.73 [1]	1:01.01 [1]	1:31.26 [2]	2:03.10	2:03.10	2:03.10	+6m	22.03m
		Ewa Justice	Q1	Q1			204m	809m	806m	808m		406m	403m	403m	405m				
4	1	LARAS DREAM	50.33	0:30.30	04.11	07.78	15.33	1:01.60	1:00.66	1:01.55		0:31.30 [5]	1:01.60 [3]	1:31.96 [4]	2:03.15	2:03.15	2:03.15	+17m	22.7m
		Paul Grech	Q2	Q2			202m	812m	814m	815m		405m	407m	407m	408m				
5	10	WATCH THE BAY	51.16	0:29.65	04.20	07.92	15.61	1:02.96	1:00.60	1:00.48		0:32.01 [8]	1:02.96 [8]	1:32.60 [6]	2:03.44	2:03.44	2:03.44	+32m	26.53m
		Jodi Quinlan	Q3	Q3			204m	826m	816m	816m		418m	408m	408m	408m				
6	8	COLUMBIAS GONZALES	50.22	0:29.82	04.27	08.03	15.70	1:01.99	1:00.34	1:03.81		0:31.46 [7]	1:01.98 [7]	1:31.81 [5]	2:05.80	2:05.80	2:05.80	+26m	58.26m
		David Magri	Q3	Q3			202m	817m	814m	818m		410m	407m	407m	410m				
7	9	ATEGO ANGEL	49.43	0:30.54	04.25	07.90	15.54	1:01.97	1:01.61	1:05.84		0:31.42 [6]	1:01.96 [6]	1:33.04 [8]	2:07.81	2:07.81	2:07.81	+21m	85.12m
		Joe Attard	Q2	Q2			203m	819m	811m	811m		413m	406m	405m	406m				

Note: Timing is based on positional data.

[ ] Indicates rank at the end of each section

-:--:- No data available for this section

N/A Information not available



HARNESS RACING VICTORIA

# Geelong-Professional-2026-05-22

## Race 3: BCNA PINK LADY MAIDEN TROT - 1609m

22 May 2026 - 7:04PM



RANK	TAB	Horse/ Driver	Top Speed (Km/h)	Fastest Section	First 50m	First 100m	First 200m	First Half	Middle Half	Last Half	Lead Time	1st Quarter	2nd Quarter	3rd Quarter	4th Quarter	Last Mile	Mile Rate	Distance Travelled	Gross Time/ Margin
												0:29.73	1:01.01 (0:31.28)	1:30.85 (0:29.84)	2:01.46 (0:30.61)				
8	6	THELMABELLA	50.87	0:29.84	04.00	07.85	16.43	1:03.28	1:01.10	1:05.11		0:33.44 [10]	1:03.28 [9]	1:34.54 [9]	2:08.40	2:08.40		+12m	93.03m
		Anne-Maree Conroy	Q2	Q2			207m	817m	808m	806m		413m	405m	403m	403m				
9	3	DUNS BOY	48.38	0:30.67	04.01	07.63	15.01	1:02.00	1:01.61	1:08.11		0:31.05 [4]	1:01.99 [5]	1:32.66 [7]	2:10.11	2:10.11		+2m	116.0m
		Michael Cole	Q1	Q3			202m	806m	806m	807m		403m	403m	403m	404m				
10	2	LOVE THAT BIRD	51.23	0:30.21	04.46	09.70	18.64	1:03.67	1:05.64	1:07.36		0:33.46 [9]	1:03.67 [10]	1:39.09 [10]	2:11.03	2:11.03		+2m	128.37m
		David Miles	Q2	Q2			202m	806m	805m	805m		404m	403m	402m	403m				

Note: Timing is based on positional data.

[ ] Indicates rank at the end of each section

--:--:-- No data available for this section

N/A Information not available

# Geelong-Professional-2026-05-22

## Race 4: ATTVEST PACE - 2100m

22 May 2026 - 7:35PM



HARNESS RACING VICTORIA



RANK	TAB	Horse/ Driver	Top Speed (Km/h)	Fastest Section	First 50m	First 100m	First 200m	First Half	Middle Half	Last Half	Lead Time	1st Quarter	2nd Quarter	3rd Quarter	4th Quarter	Last Mile	Mile Rate	Distance Travelled	Gross Time/ Margin
												0:35.22	1:06.60 (0:31.38)	1:37.40 (0:28.80)	2:06.14 (0:28.74)				
1	8	MUSELET	56.84	0:28.70	03.63	06.71	13.19	1:02.17	0:59.51	0:57.44	0:35.50 [2]	1:06.90 [3]	1:37.67 [3]	2:06.40 [3]	2:35.11	1:59.61	1:58.86	+5m	2:35.11
		Kerryn Manning	Lead	Q4			201m	805m	805m	806m	494m	402m	403m	402m	404m				
2	10	COLOSIMO	54.32	0:28.02	03.87	07.18	14.03	1:02.04	0:59.05	0:56.43	0:36.66 [8]	1:08.06 [8]	1:38.69 [8]	2:07.10 [9]	2:35.12	1:58.47	1:58.87	+35m	0.2m
		Darryl Lawlor	Q4	Q4			202m	815m	815m	822m	498m	408m	406m	408m	413m				
3	9	HELLOVASTORY	55.26	0:28.45	03.66	06.81	13.50	1:02.15	0:59.42	0:57.14	0:35.89 [3]	1:07.31 [5]	1:38.04 [5]	2:06.73 [4]	2:35.19	1:59.28	1:58.93	+8m	1.17m
		Liam Older	Q4	Q4			201m	805m	806m	808m	495m	402m	403m	404m	404m				
4	6	JANIEBQUICK	53.06	0:28.76	03.78	07.05	14.01	1:01.31	0:59.48	0:57.74	0:36.28 [7]	1:06.88 [2]	1:37.60 [2]	2:06.36 [2]	2:35.35	1:59.05	1:59.05	+28m	3.27m
		Brent Murphy	Lead	Q3			203m	814m	812m	815m	500m	408m	406m	407m	408m				
5	3	LENARD ESS	55.30	0:28.45	03.79	07.06	13.72	1:02.11	0:59.39	0:57.12	0:36.21 [5]	1:07.61 [6]	1:38.33 [7]	2:07.01 [7]	2:35.46	1:59.23	1:59.14	+3m	4.81m
		James Herbertson	Q4	Q4			203m	805m	806m	807m	491m	402m	403m	403m	404m				
6	7	EVILEYE	54.04	0:28.33	03.79	07.14	14.09	1:01.43	0:58.40	0:56.71	0:37.36 [10]	1:08.77 [10]	1:38.80 [9]	2:07.18 [8]	2:35.51	1:58.14	1:59.17	+24m	5.41m
		David Miles	Q4	Q4			205m	811m	809m	813m	500m	408m	404m	405m	408m				
7	1	TEST OF FIRE	57.10	0:28.74	03.62	06.68	12.92	1:02.18	0:59.54	0:58.44	0:35.22 [1]	1:06.60 [1]	1:37.40 [1]	2:06.14 [1]	2:35.84	2:00.62	1:59.42	+4m	9.8m
		Lochie Cook	Lead	Q3			201m	805m	807m	808m	491m	402m	403m	404m	404m				

Note: Timing is based on positional data.

[ ] Indicates rank at the end of each section

--:-- No data available for this section

N/A Information not available

# Geelong-Professional-2026-05-22

## Race 4: ATTVEST PACE - 2100m

22 May 2026 - 7:35PM



HARNESS RACING VICTORIA



RANK	TAB	Horse/ Driver	Top Speed (Km/h)	Fastest Section	First 50m	First 100m	First 200m	First Half	Middle Half	Last Half	Lead Time 0:35.22	1st Quarter	2nd Quarter	3rd Quarter	4th Quarter	Last Mile	Mile Rate	Distance Travelled	Gross Time/ Margin
												1:06.60 (0:31.38)	1:37.40 (0:30.80)	2:06.14 (0:28.74)	2:35.12 (0:28.98)				
8	5	ALWAYS A SHOWGIRL	54.11	0:28.35	03.88	07.34	14.37	1:02.05	0:58.99	0:56.90	0:36.97 [9]	1:08.38 [9]	1:39.01 [10]	2:07.37 [10]	2:35.92	1:58.95	1:59.49	+33m	10.93m
		Riley Mitchell	Q3	Q3			203m	814m	815m	823m	495m	408m	406m	408m	415m				
9	4	CALEDONIAN RANGER	57.42	0:28.81	03.61	06.63	12.98	1:02.08	0:59.49	0:58.00	0:35.83 [4]	1:07.23 [4]	1:37.91 [4]	2:06.73 [6]	2:35.93	2:00.08	1:59.49	+22m	11.04m
		Jodi Quinlan	Lead	Q3			203m	814m	812m	815m	495m	408m	406m	406m	408m				
10	2	KHANS CREED	55.84	0:28.46	03.64	06.76	13.32	1:02.03	0:59.14	0:59.66	0:36.12 [6]	1:07.48 [7]	1:38.15 [6]	2:06.61 [5]	2:37.81	2:01.69	2:00.93	+28m	36.25m
		John Caldwell	Lead	Q3			203m	815m	814m	819m	495m	409m	406m	408m	411m				

Note: Timing is based on positional data.

[ ] Indicates rank at the end of each section

--:--:-- No data available for this section

N/A Information not available

# Geelong-Professional-2026-05-22

## Race 5: BARWON BREAST & MELANOMA SURGERY PACE - 1609m

22 May 2026 - 8:05PM



HARNESS RACING VICTORIA



RANK	TAB	Horse/ Driver	Top Speed (Km/h)	Fastest Section	First 50m	First 100m	First 200m	First Half	Middle Half	Last Half	Lead Time	1st Quarter	2nd Quarter	3rd Quarter	4th Quarter	Last Mile	Mile Rate	Distance Travelled	Gross Time/ Margin
												0:27.98	1:00.66 (0:32.68)	1:30.95 (0:30.28)	1:58.94 (0:27.99)				
1	3	ALLGOOD VINNIE	57.49	0:27.56	03.54	06.56	12.94	1:01.12	1:02.91	0:57.83		0:28.47 [2]	1:01.11 [3]	1:31.38 [3]	1:58.94	1:58.95	1:58.94	+2m	1:58.94
		Ewa Justice	Q1	Q4			202m	807m	806m	806m		403m	404m	403m	403m				
2	5	ROBLEN RANGER	57.13	0:27.98	03.56	06.64	12.92	1:00.67	1:02.97	0:58.43		0:27.98 [1]	1:00.66 [1]	1:30.95 [1]	1:59.10	1:59.10	1:59.10	+9m	2.11m
		Hannah Lewis	Q1	Q1			205m	812m	807m	808m		409m	404m	403m	404m				
3	4	LADY IN LINE	56.02	0:28.01	03.62	06.76	13.14	1:01.03	1:02.41	0:58.15		0:28.75 [3]	1:01.02 [2]	1:31.16 [2]	1:59.17	1:59.18	1:59.17	+16m	3.0m
		Jodi Quinlan	Q1	Q4			204m	814m	812m	813m		408m	406m	406m	407m				
4	1	TREACHEROUSTIMES	55.15	0:28.05	03.61	06.75	13.24	1:01.32	1:02.93	0:58.33		0:28.67 [4]	1:01.31 [5]	1:31.57 [5]	1:59.64	1:59.65	1:59.64	0m	9.37m
		Glenn Bull	Q1	Q4			202m	804m	806m	806m		402m	403m	403m	403m				
5	9	SWEETHEART DIOR	55.73	0:27.77	03.68	06.87	13.68	1:01.66	1:02.88	0:58.00		0:29.01 [6]	1:01.66 [7]	1:31.89 [8]	1:59.66	1:59.66	1:59.66	+7m	9.55m
		Lochie Cook	Q4	Q4			202m	810m	806m	806m		406m	404m	403m	404m				
6	2	WICHITA KANSAS	54.50	0:28.38	03.67	06.88	13.41	1:01.18	1:02.42	0:58.54		0:28.92 [5]	1:01.19 [4]	1:31.35 [4]	1:59.73	1:59.72	1:59.73	+18m	10.49m
		Leilani Justice	Q1	Q4			204m	813m	812m	816m		407m	406m	406m	409m				
7	7	SHES NANCY	54.18	0:28.03	03.80	07.23	14.33	1:01.91	1:02.04	0:57.88		0:29.71 [9]	1:01.90 [8]	1:31.75 [7]	1:59.78	1:59.79	1:59.78	+25m	11.19m
		James Herbertson	Q4	Q4			205m	816m	814m	819m		410m	406m	408m	411m				

Note: Timing is based on positional data.

[ ] Indicates rank at the end of each section

-:--:- No data available for this section

N/A Information not available

# Geelong-Professional-2026-05-22

## Race 5: BARWON BREAST & MELANOMA SURGERY PACE - 1609m

22 May 2026 - 8:05PM



HARNESS RACING VICTORIA



RANK	TAB	Horse/ Driver	Top Speed (Km/h)	Fastest Section	First 50m	First 100m	First 200m	First Half	Middle Half	Last Half	Lead Time	1st Quarter	2nd Quarter	3rd Quarter	4th Quarter	Last Mile	Mile Rate	Distance Travelled	Gross Time/ Margin
												0:27.98	1:00.66 (0:32.68)	1:30.95 (0:30.28)	1:58.94 (0:27.99)				
8	6	<b>AVEIRO</b>	<b>53.46</b>	<b>0:28.34</b>	<b>03.81</b>	<b>07.18</b>	<b>14.09</b>	1:01.53	1:02.42	0:58.50		<b>0:29.27 [7]</b>	<b>1:01.52 [6]</b>	<b>1:31.69 [6]</b>	<b>2:00.04</b>	2:00.03	2:00.04	<b>+18m</b>	<b>14.64m</b>
		Lauren White	Q4	Q4			204m	814m	813m	815m		408m	406m	407m	408m				
9	8	<b>MISTER FONZI</b>	<b>53.46</b>	<b>0:28.30</b>	<b>03.76</b>	<b>07.04</b>	<b>14.03</b>	1:01.91	1:02.70	0:58.39		<b>0:29.30 [8]</b>	<b>1:01.91 [9]</b>	<b>1:32.00 [9]</b>	<b>2:00.30</b>	2:00.30	2:00.30	<b>+16m</b>	<b>18.16m</b>
		Darren Pace	Q4	Q4			202m	808m	808m	818m		405m	403m	405m	413m				

Note: Timing is based on positional data.

[ ] Indicates rank at the end of each section

--:--:-- No data available for this section

N/A Information not available

# Geelong-Professional-2026-05-22

## Race 6: TEAM ZAV PACE - 1609m

22 May 2026 - 8:34PM



HARNESS RACING VICTORIA



RANK	TAB	Horse/ Driver	Top Speed (Km/h)	Fastest Section	First 50m	First 100m	First 200m	First Half	Middle Half	Last Half	Lead Time	1st Quarter	2nd Quarter	3rd Quarter	4th Quarter	Last Mile	Mile Rate	Distance Travelled	Gross Time/ Margin
												0:29.19	1:00.10 (0:30.91)	1:29.15 (0:29.05)	1:58.40 (0:29.25)				
1	5	PICKLE IT	53.17	0:29.04	03.78	07.08	13.67	1:00.11	0:59.95	0:58.28		0:29.19 [1]	1:00.10 [1]	1:29.15 [1]	1:58.40	1:58.39	1:58.40	+5m	1:58.40
		Jodi Quinlan	Q1	Q3			204m	808m	807m	809m		405m	403m	404m	405m				
2	9	BOND GIRL	52.60	0:28.85	03.93	07.35	14.75	1:00.90	0:59.44	0:57.79		0:30.40 [7]	1:00.89 [6]	1:29.83 [5]	1:58.68	1:58.69	1:58.68	+29m	3.74m
		Allan McDonough	Q4	Q4			204m	817m	814m	821m		411m	406m	407m	414m				
3	1	BLUE OCEAN	52.09	0:28.92	03.93	07.34	14.32	1:00.79	0:59.95	0:58.01		0:29.92 [4]	1:00.78 [5]	1:29.88 [6]	1:58.79	1:58.80	1:58.79	+1m	5.27m
		Glenn Bull	Q4	Q4			202m	806m	805m	806m		403m	403m	403m	403m				
4	2	RIVER PATROL NZ	53.24	0:29.09	03.72	06.99	13.97	1:00.42	0:59.95	0:58.44		0:29.56 [2]	1:00.42 [3]	1:29.50 [3]	1:58.86	1:58.86	1:58.86	+1m	6.21m
		John Caldow	Q1	Q3			202m	806m	806m	806m		403m	403m	403m	403m				
5	6	FREAK OUT	51.16	0:29.08	03.85	07.39	14.46	1:00.16	0:59.65	0:58.76		0:29.59 [3]	1:00.17 [2]	1:29.26 [2]	1:58.95	1:58.92	1:58.95	+21m	7.46m
		Leilani Justice	Q1	Q3			206m	817m	812m	814m		411m	406m	406m	408m				
6	8	REASON TO LAUGH	52.45	0:28.82	03.96	07.42	14.75	1:01.10	0:59.66	0:57.89		0:30.26 [6]	1:01.10 [7]	1:29.92 [7]	1:58.99	1:58.99	1:58.99	+13m	7.97m
		Taylor Youl	Q3	Q3			203m	810m	807m	812m		406m	403m	404m	408m				
7	3	ETIZ AMODEL	52.02	0:29.04	03.78	07.17	14.31	1:00.54	0:59.65	0:58.60		0:29.93 [5]	1:00.54 [4]	1:29.59 [4]	1:59.16	1:59.14	1:59.16	+19m	10.23m
		Adrian Pace	Q1	Q3			203m	814m	812m	817m		408m	406m	406m	410m				

Note: Timing is based on positional data.

[ ] Indicates rank at the end of each section


:-:-- No data available for this section

N/A Information not available

# Geelong-Professional-2026-05-22

## Race 6: TEAM ZAV PACE - 1609m

22 May 2026 - 8:34PM



HARNESS RACING VICTORIA



RANK	TAB	Horse/ Driver	Top Speed (Km/h)	Fastest Section	First 50m	First 100m	First 200m	First Half	Middle Half	Last Half	Lead Time	1st Quarter	2nd Quarter	3rd Quarter	4th Quarter	Last Mile	Mile Rate	Distance Travelled	Gross Time/ Margin
												0:29.19	1:00.10 (0:30.91)	1:29.15 (0:29.05)	1:58.40 (0:29.25)				
8	7	ELLI JOH	51.80	0:28.99	04.05	07.70	15.08	1:01.32	0:59.42	0:58.01		0:30.88 [8]	1:01.31 [8]	1:30.30 [8]	1:59.32	1:59.33	1:59.32	+22m	12.42m
		Jackie Barker	Q3	Q3			204m	814m	814m	818m		408m	406m	408m	410m				

Scratched: LIVERMERE (4)

Note: Timing is based on positional data.

[ ] Indicates rank at the end of each section

--:-- No data available for this section

N/A Information not available



HARNESS RACING VICTORIA

# Geelong-Professional-2026-05-22

## Race 7: BUXTON REAL ESTATE TROT - 1609m

22 May 2026 - 9:03PM




RANK	TAB	Horse/ Driver	Top Speed (Km/h)	Fastest Section	First 50m	First 100m	First 200m	First Half	Middle Half	Last Half	Lead Time	1st Quarter	2nd Quarter	3rd Quarter	4th Quarter	Last Mile	Mile Rate	Distance Travelled	Gross Time/ Margin
												0:30.32	1:02.79 (0:32.47)	1:33.04 (0:30.25)	2:01.60 (0:28.56)				
1	1	JACK SPRAT	52.85	0:28.55	03.81	07.11	14.05	1:02.79	1:02.72	0:58.80		0:30.32 [1]	1:02.79 [1]	1:33.04 [1]	2:01.60	2:01.59	2:01.60	+3m	2:01.60
		Emmett Brosnan	Q4	Q4			202m	806m	806m	806m		403m	403m	402m	403m				
2	8	IJUSTCANTSEEIT	53.60	0:28.26	04.11	07.71	15.60	1:03.98	1:02.05	0:57.95		0:31.61 [8]	1:03.98 [8]	1:33.67 [5]	2:01.94	2:01.93	2:01.94	+32m	4.53m
		Daryl Douglas	Q4	Q4			202m	821m	815m	820m		415m	406m	409m	411m				
3	3	LEANNE LEEANN	54.00	0:28.46	03.91	07.32	14.41	1:03.25	1:02.71	0:58.73		0:30.81 [4]	1:03.26 [4]	1:33.54 [4]	2:02.00	2:01.98	2:02.00	+22m	5.32m
		Michael Cole	Q4	Q4			203m	813m	813m	818m		407m	406m	407m	410m				
4	2	RIDETHELIGHTNING	52.74	0:28.56	04.05	07.62	14.93	1:03.43	1:02.68	0:58.82		0:31.01 [5]	1:03.43 [5]	1:33.69 [6]	2:02.27	2:02.25	2:02.27	+7m	8.97m
		Nicholas O'Connor	Q4	Q4			203m	808m	808m	809m		404m	404m	404m	405m				
5	5	BUCKLES FOR BERRY	52.63	0:29.22	03.84	07.13	14.06	1:03.07	1:02.73	0:59.49		0:30.60 [2]	1:03.06 [3]	1:33.33 [3]	2:02.55	2:02.56	2:02.55	+9m	12.7m
		Brent Murphy	Q1	Q4			204m	809m	807m	809m		405m	403m	404m	405m				
6	6	VOLSTEDSDELIGHT	52.56	0:28.80	04.01	07.50	14.93	1:03.80	1:02.64	0:59.05		0:31.40 [7]	1:03.78 [7]	1:34.04 [8]	2:02.84	2:02.85	2:02.84	+8m	16.64m
		John Caldwell	Q4	Q4			204m	811m	806m	806m		407m	403m	402m	404m				
7	7	PARIS KAY	50.69	0:29.75	03.98	07.47	14.67	1:03.03	1:02.59	1:00.07		0:30.76 [3]	1:03.04 [2]	1:33.35 [2]	2:03.11	2:03.10	2:03.11	+25m	20.2m
		Josh Duggan	Q3	Q4			205m	819m	814m	815m		412m	406m	407m	408m				

Note: Timing is based on positional data.

[ ] Indicates rank at the end of each section

-:--:- No data available for this section

N/A Information not available



HARNESS RACING VICTORIA

# Geelong-Professional-2026-05-22

## Race 7: BUXTON REAL ESTATE TROT - 1609m

22 May 2026 - 9:03PM



RANK	TAB	Horse/ Driver	Top Speed (Km/h)	Fastest Section	First 50m	First 100m	First 200m	First Half	Middle Half	Last Half	Lead Time	1st Quarter 0:30.32	2nd Quarter 1:02.79 (0:32.47)	3rd Quarter 1:33.04 (0:30.25)	4th Quarter 2:01.60 (0:28.56)	Last Mile	Mile Rate	Distance Travelled	Gross Time/ Margin
8	4	STEADY DREAM	50.62	0:30.37	04.10	07.66	14.88	1:03.63	1:02.79	1:05.87		0:31.20 [6]	1:03.61 [6]	1:33.98 [7]	2:09.49	2:09.50	2:09.49	+30m	105.74m
			Q3	Q3			204m	815m	813m	824m		(0:32.42)	(0:30.37)	(0:35.50)					
		Craig Demmler					409m	406m	407m	417m		1639m							

Note: Timing is based on positional data.

[ ] Indicates rank at the end of each section

--:-- No data available for this section

N/A Information not available

# Geelong-Professional-2026-05-22

## Race 8: CAINYS PLUMBING PACE - 1609m

22 May 2026 - 9:36PM



HARNESS RACING VICTORIA



RANK	TAB	Horse/ Driver	Top Speed (Km/h)	Fastest Section	First 50m	First 100m	First 200m	First Half	Middle Half	Last Half	Lead Time	1st Quarter	2nd Quarter	3rd Quarter	4th Quarter	Last Mile	Mile Rate	Distance Travelled	Gross Time/ Margin
												0:28.16	0:57.73 (0:29.56)	1:26.79 (0:29.06)	1:55.48 (0:28.69)				
1	3	<b>ANOTHER WOODS</b>	<b>55.22</b>	<b>0:28.17</b>	<b>03.64</b>	<b>06.80</b>	<b>13.37</b>	0:57.73	0:58.62	0:57.75		<b>0:28.16 [1]</b>	<b>0:57.73 [1]</b>	<b>1:26.79 [1]</b>	<b>1:55.48</b>	1:55.48	<b>+10m</b>		<b>1:55.48</b>
		James Herbertson	Q1	Q1			203m	812m	808m	808m		408m	404m	403m	404m				
2	2	<b>KYORETSU</b>	<b>54.79</b>	<b>0:28.19</b>	<b>03.57</b>	<b>06.78</b>	<b>13.36</b>	0:58.08	0:58.92	0:57.68		<b>0:28.18 [2]</b>	<b>0:58.07 [2]</b>	<b>1:27.11 [2]</b>	<b>1:55.76</b>	1:55.76	1:55.76	<b>0m</b>	<b>3.66m</b>
		John Caldwell	Q1	Q1			201m	804m	805m	806m		401m	403m	402m	403m				
3	1	<b>MY BEAUTIFUL LIFE</b>	<b>53.89</b>	<b>0:28.45</b>	<b>03.71</b>	<b>06.98</b>	<b>13.65</b>	0:58.31	0:58.89	0:57.86		<b>0:28.45 [3]</b>	<b>0:58.31 [3]</b>	<b>1:27.34 [3]</b>	<b>1:56.18</b>	1:56.17	1:56.18	<b>+1m</b>	<b>9.33m</b>
		Karen Kendall	Q1	Q1			202m	805m	805m	806m		402m	403m	403m	403m				
4	6	<b>SHEER VITALITY</b>	<b>55.33</b>	<b>0:28.59</b>	<b>03.60</b>	<b>06.78</b>	<b>13.61</b>	0:58.89	0:58.56	<b>0:57.43</b>		<b>0:29.15 [6]</b>	<b>0:58.89 [6]</b>	<b>1:27.73 [6]</b>	<b>1:56.32</b>	1:56.32	<b>+24m</b>		<b>11.27m</b>
		Liam Older	Q1	Q4			205m	817m	814m	817m		410m	407m	407m	410m				
5	7	<b>HAPPENSTBABEACHBOY</b>	<b>52.88</b>	<b>0:28.77</b>	<b>03.79</b>	<b>07.16</b>	<b>14.18</b>	0:58.63	<b>0:58.51</b>	0:57.76		<b>0:29.11 [5]</b>	<b>0:58.63 [5]</b>	<b>1:27.61 [5]</b>	<b>1:56.39</b>	1:56.39	1:56.39	<b>+6m</b>	<b>12.2m</b>
		Lochie Cook	Q4	Q4			203m	808m	806m	807m		405m	403m	403m	404m				
6	4	<b>SOMETUFFLUV</b>	<b>54.14</b>	<b>0:28.82</b>	<b>03.77</b>	<b>07.07</b>	<b>13.75</b>	0:58.56	0:58.60	0:59.54		<b>0:28.82 [4]</b>	<b>0:58.56 [4]</b>	<b>1:27.42 [4]</b>	<b>1:58.10</b>	1:58.10	1:58.09	<b>+19m</b>	<b>35.02m</b>
		Josh Duggan	Q1	Q1			203m	815m	813m	814m		408m	407m	407m	407m				

Scratched: CORNISHTOWN KID (5)

Note: Timing is based on positional data.

[ ] Indicates rank at the end of each section

--:-- No data available for this section

N/A Information not available