



HARNESS RACING VICTORIA

Geelong-Professional-2026-05-08

Race 1: BETFOCUS MAIDEN PACE - 2100m

08 May 2026 - 6:33PM



RANK	TAB	Horse/ Driver	Top Speed (Km/h)	Fastest Section	First 50m	First 100m	First 200m	First Half	Middle Half	Last Half	Lead Time 0:36.61	1st Quarter	2nd Quarter	3rd Quarter	4th Quarter	Last Mile	Mile Rate	Distance Travelled	Gross Time/ Margin
												1:06.88 (0:30.27)	1:37.71 (0:30.83)	2:06.76 (0:29.05)	2:36.45 (0:29.69)				
1	11	CAPTAINS RUSH	53.78	0:29.05	03.82	07.05	14.28	1:00.52	0:59.88	0:58.74	0:37.19 [4]	1:06.88 [1]	1:37.71 [1]	2:06.76 [1]	2:36.45	1:59.26	1:59.89	+13m	2:36.45
		David Miles	Lead	Q3			203m	809m	806m	806m		499m	405m	404m	402m				
2	9	TEERDEE	53.24	0:29.14	03.91	07.35	15.18	1:00.23	0:59.94	0:58.83	0:37.59 [7]	1:07.02 [2]	1:37.83 [2]	2:06.96 [2]	2:36.65	1:59.06	2:00.04	+37m	2.6m
		Kate Gath	Q1	Q3			204m	819m	815m	815m		503m	411m	408m	407m				
3	8	TRICODE	53.86	0:28.90	03.93	07.21	14.25	1:01.28	0:59.97	0:58.05	0:37.51 [6]	1:07.97 [7]	1:38.78 [7]	2:07.94 [8]	2:36.85	1:59.33	2:00.20	+13m	5.34m
		Adrian Pace	Lead	Q4			202m	805m	807m	812m		496m	403m	403m	404m				
4	5	BEAU BECA	54.83	0:29.06	03.71	06.87	13.59	1:01.23	0:59.86	0:58.92	0:36.87 [2]	1:07.30 [4]	1:38.10 [4]	2:07.15 [4]	2:37.02	2:00.15	2:00.33	+28m	7.58m
		Ewa Justice	Lead	Q3			203m	815m	815m	819m		494m	408m	407m	408m				
5	4	BELVU BANDIT	52.74	0:28.99	03.77	07.05	13.95	1:01.25	0:59.83	0:58.68	0:37.28 [5]	1:07.70 [6]	1:38.54 [6]	2:07.53 [5]	2:37.22	1:59.93	2:00.49	+23m	10.37m
		Ian Miller	Lead	Q3			202m	815m	815m	815m		493m	408m	407m	407m				
6	12	HOLD ON FOREVER	52.85	0:28.69	03.90	07.30	14.90	1:01.13	0:59.45	0:58.10	0:38.16 [10]	1:08.53 [9]	1:39.28 [10]	2:07.98 [9]	2:37.39	1:59.23	2:00.61	+38m	12.55m
		Jordan Leedham	Q3	Q3			203m	817m	816m	821m		500m	409m	408m	408m				
7	6	ROBUST SALLY	52.34	0:28.69	03.90	07.28	14.60	1:01.18	0:59.47	0:58.90	0:37.65 [8]	1:08.05 [8]	1:38.83 [8]	2:07.52 [7]	2:37.73	2:00.08	2:00.87	+21m	17.13m
		James Herbertson	Q3	Q3			203m	815m	814m	810m		495m	408m	407m	406m				

Note: Timing is based on positional data.

[] Indicates rank at the end of each section

--:-- No data available for this section

N/A Information not available



HARNESS RACING VICTORIA

Geelong-Professional-2026-05-08

Race 1: BETFOCUS MAIDEN PACE - 2100m

08 May 2026 - 6:33PM



RANK	TAB	Horse/Driver	Top Speed (Km/h)	Fastest Section	First 50m	First 100m	First 200m	First Half	Middle Half	Last Half	Lead Time	1st Quarter	2nd Quarter	3rd Quarter	4th Quarter	Last Mile	Mile Rate	Distance Travelled	Gross Time/Margin
												0:36.61	1:06.88 (0:30.27)	1:37.71 (0:30.83)	2:06.76 (0:29.05)				
8	10	DIAMOND LOU	54.72	0:27.98	04.03	07.53	15.53	1:01.02	0:58.78	0:58.55	0:38.56 [11]	1:08.77 [11]	1:39.56 [11]	2:07.55 [6]	2:38.13	1:59.56	2:01.18	+42m	22.5m
		Liam Older	Q3	Q3			203m	818m	819m	823m	502m	409m	408m	410m	413m				
9	2	SEW HOPEFULL	56.05	0:29.09	03.65	06.75	13.36	1:01.30	0:59.90	1:01.25	0:36.61 [1]	1:07.10 [3]	1:37.91 [3]	2:07.00 [3]	2:39.16	2:02.55	2:01.97	0m	36.34m
		Leilani Justice	Lead	Q3			201m	805m	805m	805m	491m	403m	402m	402m	403m				
10	3	THREETWENTYTHREE	51.16	0:30.12	03.96	07.34	15.36	1:01.32	1:00.53	1:03.42	0:37.65 [9]	1:08.56 [10]	1:38.97 [9]	2:09.09 [11]	2:42.40	2:04.74	2:04.45	+8m	79.79m
		Chris Romanidis	Lead	Q3			202m	805m	806m	812m	492m	402m	403m	404m	408m				
11	1	PONTIAN GIRL	54.58	0:30.21	03.78	06.97	13.67	1:01.31	1:01.02	1:05.41	0:36.95 [3]	1:07.45 [5]	1:38.25 [5]	2:08.46 [10]	2:43.67	2:06.72	2:05.42	+3m	96.76m
		Jodi Quinlan	Lead	Q3			201m	805m	805m	807m	491m	403m	402m	403m	404m				

Scratched: SOFT LANDING (7)

Note: Timing is based on positional data.

[] Indicates rank at the end of each section

-:--:- No data available for this section

N/A Information not available

Geelong-Professional-2026-05-08

Race 2: HAPPY 80TH BIRTHDAY SALLY PACE - 1609m

08 May 2026 - 7:03PM



HARNESS RACING VICTORIA



RANK	TAB	Horse/Driver	Top Speed (Km/h)	Fastest Section	First 50m	First 100m	First 200m	First Half	Middle Half	Last Half	Lead Time	1st Quarter	2nd Quarter 0:57.99	3rd Quarter	4th Quarter 1:55.52 (0:28.44)	Last Mile	Mile Rate	Distance Travelled	Gross Time/Margin
1	9	STARZZZ DESTINY	55.94	0:27.94	03.67	06.80	13.37	0:58.32	0:59.22	0:57.12		0:27.94 [4]	0:58.32 [3]	1:27.16 [3]	1:55.45	1:55.44	1:55.45	+25m	1:55.45
		Liam Older	Q1	Q1			203m	815m	814m	819m		408m	407m	408m	411m				
2	3	BREATHE EASY	56.88	0:27.54	03.60	06.70	12.78	0:58.21	0:59.55	0:57.32		0:27.54 [2]	0:58.20 [2]	1:27.08 [2]	1:55.52	1:55.53	1:55.52	0m	0.98m
		Jackie Barker	Q1	Q1			204m	804m	805m	805m		401m	403m	403m	403m				
3	5	ANOTHER WOODS	54.83	0:28.03	03.67	06.86	13.28	0:59.09	0:58.78	0:56.45		0:28.72 [7]	0:59.09 [7]	1:27.51 [5]	1:55.54	1:55.54	1:55.54	+28m	1.22m
		James Herbertson	Q3	Q4			204m	818m	816m	821m		410m	408m	409m	412m				
4	6	ALWAYS A SHOWGIRL	52.88	0:28.37	03.77	07.08	13.74	0:58.74	0:59.18	0:57.18		0:28.36 [6]	0:58.73 [6]	1:27.54 [6]	1:55.92	1:55.92	1:55.92	+17m	6.28m
		Kate Gath	Q1	Q1			204m	811m	813m	816m		405m	406m	407m	409m				
5	4	HURRIKANE DUSTY	56.84	0:27.37	03.60	06.70	12.77	0:58.00	0:59.56	0:58.23		0:27.36 [2]	0:57.99 [1]	1:26.93 [2]	1:56.23	1:56.23	1:56.23	+14m	10.46m
		Brent Murphy	Q1	Q1			203m	810m	813m	815m		404m	406m	407m	408m				
6	1	WICHITA KANSAS	55.01	0:27.90	03.63	06.75	12.87	0:58.38	0:59.36	0:58.01		0:27.90 [3]	0:58.38 [4]	1:27.26 [4]	1:56.39	1:56.39	1:56.39	+1m	13.1m
		Leilani Justice	Q1	Q1			204m	805m	805m	806m		402m	403m	403m	403m				
7	8	KHANS CREED	54.76	0:28.17	03.68	06.88	13.52	0:58.66	0:59.35	0:57.99		0:28.16 [5]	0:58.65 [5]	1:27.50 [7]	1:56.64	1:56.65	1:56.64	+5m	15.95m
		Ewa Justice	Q1	Q1			203m	805m	806m	809m		402m	403m	403m	406m				

Note: Timing is based on positional data.

[] Indicates rank at the end of each section

-:--:- No data available for this section

N/A Information not available

Geelong-Professional-2026-05-08

Race 2: HAPPY 80TH BIRTHDAY SALLY PACE - 1609m

08 May 2026 - 7:03PM



HARNESS RACING VICTORIA



Scratched: MY BEAUTIFUL LIFE (2), TAPPY (7)


Note: Timing is based on positional data.

[] Indicates rank at the end of each section

--:-- No data available for this section

N/A Information not available

Data processed by  **TRIPLES DATA**



HARNESS RACING VICTORIA

Geelong-Professional-2026-05-08

Race 3: RAY TUCKER MEMORIAL PACE - 1609m

08 May 2026 - 7:34PM




RANK	TAB	Horse/ Driver	Top Speed (Km/h)	Fastest Section	First 50m	First 100m	First 200m	First Half	Middle Half	Last Half	Lead Time	1st Quarter	2nd Quarter	3rd Quarter	4th Quarter	Last Mile	Mile Rate	Distance Travelled	Gross Time/ Margin
												0:27.78	0:57.97 (0:30.19)	1:25.87 (0:27.90)	1:54.34 (0:28.47)				
1	6	ROMEO	56.70	0:27.79	03.61	06.68	13.06	0:57.98	0:58.08	0:56.36		0:27.78 [1]	0:57.97 [1]	1:25.87 [1]	1:54.34	1:54.34	+6m	1:54.34	
		Chris Alford	Q1	Q1			203m	808m	807m	808m		405m	403m	404m	404m				1616m
2	7	MORRIS BROWN	54.90	0:27.88	03.66	06.82	13.40	0:58.00	0:58.05	0:56.80		0:27.87 [2]	0:57.98 [2]	1:25.92 [2]	1:54.79	1:54.79	+17m	6.0m	
		Ewa Justice	Q1	Q1			204m	813m	812m	814m		408m	406m	406m	408m				1627m
3	3	CALEDONIAN RANGER	55.48	0:27.99	03.61	06.75	13.18	0:58.21	0:58.15	0:56.88		0:28.05 [3]	0:58.21 [3]	1:26.19 [3]	1:55.09	1:55.09	-1m	10.1m	
		Jodi Quinlan	Q1	Q3			202m	804m	806m	806m		401m	403m	403m	403m				1609m
4	5	SUMTHIN ELSE	55.73	0:28.07	03.67	06.80	13.42	0:58.56	0:58.25	0:56.85		0:28.40 [5]	0:58.59 [5]	1:26.66 [5]	1:55.44	1:55.44	+3m	14.7m	
		David Miles	Q1	Q3			203m	807m	807m	806m		403m	404m	403m	403m				1613m
5	8	DELIGHTFUL CHARM	53.57	0:28.03	03.71	06.94	13.82	0:58.67	0:58.05	0:56.80		0:28.64 [6]	0:58.66 [6]	1:26.68 [6]	1:55.46	1:55.46	+29m	15.1m	
		Kyle Marshall	Q1	Q3			204m	819m	814m	819m		412m	407m	407m	412m				1638m
6	1	JUST PEDRO	53.86	0:28.25	03.83	07.16	13.86	0:58.82	0:58.36	0:57.07		0:28.71 [7]	0:58.81 [7]	1:27.07 [7]	1:55.89	1:55.89	+2m	20.9m	
		Jordan Leedham	Q3	Q3			203m	806m	805m	806m		403m	403m	402m	404m				1612m
7	4	POSTERIZED	53.32	0:28.19	03.69	06.95	13.75	0:58.37	0:58.22	0:58.07		0:28.34 [4]	0:58.37 [4]	1:26.56 [4]	1:56.45	1:56.45	+16m	28.3m	
		Kate Gath	Q1	Q3			204m	814m	812m	813m		408m	406m	406m	407m				1626m

Note: Timing is based on positional data.

[] Indicates rank at the end of each section

-:--:- No data available for this section

N/A Information not available



HARNESS RACING VICTORIA

Geelong-Professional-2026-05-08

Race 3: RAY TUCKER MEMORIAL PACE - 1609m

08 May 2026 - 7:34PM



Scratched: CALYPSO MISTRESS (2)

Note: Timing is based on positional data.

[] Indicates rank at the end of each section

--:-- No data available for this section

N/A Information not available

Data processed by  **TRIPLES DATA**



HARNESS RACING VICTORIA

Geelong-Professional-2026-05-08

Race 4: APCO WE"VE GOT YOU PACE - 1609m

08 May 2026 - 8:04PM



RANK	TAB	Horse/Driver	Top Speed (Km/h)	Fastest Section	First 50m	First 100m	First 200m	First Half	Middle Half	Last Half	Lead Time	1st Quarter 0:28.20	2nd Quarter 0:59.71 (0:31.51)	3rd Quarter 1:29.15 (0:29.44)	4th Quarter 1:59.28 (0:30.13)	Last Mile	Mile Rate	Distance Travelled	Gross Time/Margin
1	7	THE MOUNTAIN	52.49	0:29.19	04.00	07.55	14.86	1:00.71	0:59.82	0:58.56		0:30.07 [6]	1:00.71 [6]	1:29.90 [5]	1:59.28	1:59.27	1:59.28	+18m	1:59.28
		Adrian Pace	Q4	Q3			204m	813m	810m	814m			407m	406m	405m				
2	5	PICKLE IT	54.97	0:28.21	03.69	06.86	13.43	0:59.72	1:00.95	0:59.66		0:28.20 [1]	0:59.71 [1]	1:29.15 [1]	1:59.38	1:59.38	1:59.38	+8m	1.46m
		Taylor Ford	Q1	Q1			204m	811m	806m	806m			407m	404m	403m				
3	6	ELLI JOH	51.80	0:29.28	03.95	07.37	14.45	1:00.38	0:59.93	0:59.27		0:29.73 [5]	1:00.38 [4]	1:29.67 [3]	1:59.66	1:59.65	1:59.66	+18m	5.08m
		Jackie Barker	Q3	Q3			203m	813m	812m	814m			407m	406m	406m				
4	8	SIR CANDY CLOUD	54.25	0:29.16	03.84	07.08	13.88	0:59.86	1:00.12	0:59.91		0:29.16 [4]	0:59.86 [2]	1:29.27 [2]	1:59.76	1:59.77	1:59.76	+22m	6.52m
		Reagan Clarke	Q1	Q1			202m	818m	812m	813m			413m	405m	407m				
5	2	ETIZ AMODEL	54.25	0:29.01	03.75	06.97	13.67	1:00.48	1:01.03	0:59.66		0:29.01 [3]	1:00.49 [5]	1:30.05 [6]	2:00.15	2:00.14	2:00.15	+2m	11.72m
		Jodi Quinlan	Q1	Q1			202m	805m	806m	807m			402m	403m	403m				
6	3	RIVER PATROL NZ	55.37	0:28.52	03.67	06.83	13.31	0:59.94	1:01.01	1:00.35		0:28.52 [2]	0:59.94 [3]	1:29.54 [4]	2:00.30	2:00.28	2:00.30	+4m	13.8m
		Jordan Leedham	Q1	Q1			201m	807m	807m	806m			402m	405m	402m				
7	1	OSCAR BRAVO	52.52	0:28.18	04.28	08.61	18.43	1:03.21	0:56.71	0:58.36		0:34.68 [7]	1:03.21 [7]	1:31.39 [7]	2:01.56	2:01.56	2:01.57	+11m	30.76m
		Olivia Jardine	Q3	Q3			202m	811m	809m	809m			406m	405m	404m				

Note: Timing is based on positional data.

[] Indicates rank at the end of each section

-:--:- No data available for this section

N/A Information not available



HARNESS RACING VICTORIA

Geelong-Professional-2026-05-08

Race 4: APCO WE"VE GOT YOU PACE - 1609m

08 May 2026 - 8:04PM



Scratched: SASSCILIAN (4)


Note: Timing is based on positional data.

[] Indicates rank at the end of each section

--:-- No data available for this section

N/A Information not available

Data processed by  **TRIPLES DATA**



Geelong-Professional-2026-05-08

Race 5: EVOLUTION LODGE TROT - 2100m

08 May 2026 - 8:36PM

HARNESS RACING VICTORIA



RANK	TAB	Horse/ Driver	Top Speed (Km/h)	Fastest Section	First 50m	First 100m	First 200m	First Half	Middle Half	Last Half	Lead Time 0:36.48	1st Quarter	2nd Quarter	3rd Quarter	4th Quarter	Last Mile	Mile Rate	Distance Travelled	Gross Time/ Margin
												1:11.79 (0:35.31)	1:43.25 (0:31.46)	2:13.32 (0:30.07)	2:43.50 (0:30.18)				
1	6	NIGHT FLIGHT	55.55	0:30.06	03.69	06.83	13.33	1:06.77	1:01.52	1:00.14	0:36.48 [1]	1:11.79 [1]	1:43.25 [1]	2:13.32 [1]	2:43.40	2:06.91	2:05.22	+5m	2:43.40
		Ewa Justice	Lead	Q3			202m	806m	807m	806m		492m	403m	404m	403m				
2	3	BUCKLES FOR BERRY	53.10	0:29.55	03.79	07.05	14.11	1:06.61	1:01.38	0:59.60	0:37.28 [3]	1:12.55 [3]	1:43.89 [3]	2:13.94 [3]	2:43.50	2:06.21	2:05.29	+17m	1.33m
		Brent Murphy	Lead	Q4			202m	811m	811m	814m		492m	406m	405m	406m				
3	4	METRO SWISH NZ	54.36	0:29.83	03.77	06.97	13.76	1:06.13	1:01.25	0:59.73	0:38.16 [5]	1:12.93 [5]	1:44.28 [5]	2:14.18 [5]	2:44.02	2:05.86	2:05.70	+29m	8.38m
		Jordan Leedham	Lead	Q4			203m	815m	813m	818m		497m	408m	407m	406m				
4	1	KYVALLEY JENNY	54.14	0:30.08	03.78	07.00	13.79	1:06.70	1:01.48	1:00.45	0:36.95 [2]	1:12.26 [2]	1:43.65 [2]	2:13.74 [2]	2:44.11	2:07.15	2:05.76	+5m	9.54m
		John Caldwell	Lead	Q3			202m	806m	806m	808m		491m	402m	403m	403m				
5	5	ACE DAN	51.91	0:30.13	03.91	07.28	14.41	1:06.33	1:01.45	1:05.00	0:37.66 [4]	1:12.68 [4]	1:44.01 [4]	2:14.14 [4]	2:49.01	2:11.33	2:09.52	+5m	75.21m
		Chris Romanidis	Lead	Q3			204m	806m	806m	806m		493m	402m	403m	403m				

Scratched: RYMES (8)

Did not Finish: STEADY DREAM (2), COLTRANE (7)

Note: Timing is based on positional data.

[] Indicates rank at the end of each section

-:--:- No data available for this section

N/A Information not available



HARNESS RACING VICTORIA

Geelong-Professional-2026-05-08

Race 6: GREG SUGARS MEMORIAL TROT - 2100m

08 May 2026 - 9:14PM



RANK	TAB	Horse/ Driver	Top Speed (Km/h)	Fastest Section	First 50m	First 100m	First 200m	First Half	Middle Half	Last Half	Lead Time 0:36.59	1st Quarter	2nd Quarter	3rd Quarter	4th Quarter	Last Mile	Mile Rate	Distance Travelled	Gross Time/ Margin
												1:08.20 (0:31.61)	1:38.87 (0:30.67)	2:09.21 (0:30.34)	2:40.16 (0:30.95)				
1	2	KENNYS SON	51.34	0:30.34	03.89	07.26	14.38	1:02.28	1:01.01	1:01.28	0:36.59 [1]	1:08.20 [1]	1:38.87 [1]	2:09.21 [1]	2:40.16	2:03.56	2:02.74	+3m	2:40.16
		James Herbertson	Lead	Q3			201m	806m	806m	806m		491m	403m	403m	403m				
2	1	LOVENUS	50.47	0:30.34	04.08	07.59	14.71	1:02.12	1:00.97	1:01.32	0:37.25 [2]	1:08.74 [2]	1:39.37 [2]	2:09.71 [2]	2:40.70	2:03.44	2:03.15	+2m	7.16m
		John Justice	Lead	Q3			201m	805m	806m	805m		492m	402m	403m	403m				
3	8	VOLSTEADSDELIGHT	49.46	0:30.33	04.14	07.69	15.12	1:02.08	1:00.92	1:01.11	0:37.60 [4]	1:09.08 [4]	1:39.67 [4]	2:10.00 [4]	2:40.78	2:03.19	2:03.21	+7m	8.19m
		John Caldwell	Q2	Q3			202m	805m	806m	806m		496m	402m	403m	403m				
4	7	SPANISH RIZARDO	51.26	0:29.61	04.23	07.96	15.44	1:01.79	0:59.89	1:00.94	0:38.30 [6]	1:09.82 [6]	1:40.10 [6]	2:09.71 [3]	2:41.04	2:02.73	2:03.41	+24m	11.78m
		Chris Svanosio	Q3	Q3			203m	813m	813m	815m		496m	408m	405m	408m				
5	6	NUCLEAR ATTITUDE	49.72	0:30.35	04.15	07.72	15.01	1:01.91	1:00.99	1:02.00	0:37.76 [5]	1:09.32 [5]	1:39.67 [5]	2:10.30 [6]	2:41.66	2:03.91	2:03.88	+25m	20.04m
		Ginger Gleeson	Q2	Q2			202m	812m	812m	816m		497m	407m	405m	406m				
6	3	EMILY MEAGAN	50.36	0:30.34	03.99	07.46	14.68	1:01.90	1:01.04	1:03.00	0:37.40 [3]	1:08.96 [3]	1:39.31 [3]	2:10.02 [5]	2:42.32	2:04.90	2:04.39	+21m	28.94m
		Brent Murphy	Lead	Q2			203m	813m	811m	814m		495m	408m	405m	406m				
7	4	MOREEP	51.44	0:30.30	03.94	07.38	14.87	1:01.92	1:02.31	1:05.64	0:38.65 [7]	1:10.28 [7]	1:40.57 [7]	2:12.59 [7]	2:46.23	2:07.56	2:07.39	+16m	81.35m
		Emmett Brosnan	Q2	Q2			204m	810m	807m	806m		500m	406m	405m	403m				

Note: Timing is based on positional data.

[] Indicates rank at the end of each section

--:-- No data available for this section

N/A Information not available



HARNESS RACING VICTORIA

Geelong-Professional-2026-05-08

Race 6: GREG SUGARS MEMORIAL TROT - 2100m

08 May 2026 - 9:14PM



RANK	TAB	Horse/ Driver	Top Speed (Km/h)	Fastest Section	First 50m	First 100m	First 200m	First Half	Middle Half	Last Half	Lead Time	1st Quarter	2nd Quarter	3rd Quarter	4th Quarter	Last Mile	Mile Rate	Distance Travelled	Gross Time/ Margin
												0:36.59	1:08.20 (0:31.61)	1:38.87 (0:30.67)	2:09.21 (0:30.34)				
8	5	KITTY CASH	51.30	0:30.59	05.45	09.28	20.88	1:06.07	1:05.28	1:02.86	0:44.56 [8]	1:17.62 [8]	1:50.64 [8]	2:22.91 [8]	2:53.50	2:08.93	2:12.96	+56m	178.82m
		David Miles	Q4	Q4			201m	805m	805m	806m	545m	402m	403m	403m	404m				

Note: Timing is based on positional data.

[] Indicates rank at the end of each section

--:-- No data available for this section

N/A Information not available

Geelong-Professional-2026-05-08

Race 7: ZAV AMUSEMENTS 3YO MAIDEN TROT - 1609m

08 May 2026 - 9:33PM



HARNESS RACING VICTORIA



RANK	TAB	Horse/ Driver	Top Speed (Km/h)	Fastest Section	First 50m	First 100m	First 200m	First Half	Middle Half	Last Half	Lead Time	1st Quarter	2nd Quarter	3rd Quarter	4th Quarter	Last Mile	Mile Rate	Distance Travelled	Gross Time/ Margin
												0:29.83	1:01.51 (0:31.68)	1:32.23 (0:30.72)	2:03.80 (0:31.56)				
1	4	ROSE ALL DAY	53.60	0:29.83	03.86	07.16	13.85	1:01.94	1:02.80	1:01.86		0:29.83 [1]	1:01.93 [2]	1:32.63 [3]	2:03.80	2:03.80	2:03.80	+6m	2:03.80
		Tristan Larsen	Q1	Q1			203m	807m	806m	809m		404m	403m	403m	406m				
2	2	MISS HOLLY RED	51.66	0:30.00	03.87	07.24	14.11	1:02.31	1:02.14	1:01.56		0:30.16 [3]	1:02.30 [3]	1:32.30 [2]	2:03.88	2:03.87	2:03.88	+8m	1.03m
		Ewa Justice	Q1	Q3			202m	805m	808m	812m		402m	403m	405m	408m				
3	3	WAR DAN PHOENIX	50.98	0:29.87	03.86	07.26	14.35	1:01.51	1:02.37	1:03.21		0:29.87 [2]	1:01.51 [1]	1:32.23 [1]	2:04.72	2:04.72	2:04.72	+6m	12.35m
		David Miles	Q1	Q1			203m	811m	807m	806m		406m	404m	403m	403m				
4	6	TAURAS	51.84	0:29.19	04.03	08.21	18.28	1:03.50	0:58.96	1:02.13		0:34.30 [6]	1:03.50 [6]	1:33.27 [4]	2:05.63	2:05.63	2:05.63	+15m	24.45m
		Jodi Quinlan	Q2	Q2			204m	810m	811m	816m		406m	403m	408m	408m				
5	1	SUMMIT MEETING	52.16	0:30.28	04.08	07.56	14.47	1:03.16	1:01.13	1:02.93		0:32.31 [5]	1:03.16 [5]	1:33.44 [5]	2:06.10	2:06.09	2:06.10	+3m	30.78m
		Brent Murphy	Q1	Q3			202m	806m	805m	806m		403m	403m	402m	403m				
6	7	ATEGO ANGEL	49.93	0:30.52	04.00	07.52	14.75	1:02.64	1:03.47	1:07.54		0:30.51 [4]	1:02.63 [4]	1:33.99 [6]	2:10.19	2:10.18	2:10.19	+8m	85.6m
		Joe Attard	Q1	Q1			204m	811m	806m	805m		408m	404m	402m	403m				

Scratched: EAGLESTONE (5)

Note: Timing is based on positional data.

[] Indicates rank at the end of each section

-:--:- No data available for this section

N/A Information not available