

Bendigo-Professional-2026-05-27

Race 1: HATTAM STREET TYRE & MECHANICAL PACE - 1650m

27 May 2026 - 5:06PM



HARNESS RACING VICTORIA



Bendigo Harness Racing Club

RANK	TAB	Horse/ Driver	Top Speed (Km/h)	Fastest Section	First 50m	First 100m	First 200m	First Half	Middle Half	Last Half	Lead Time	1st Quarter	2nd Quarter	3rd Quarter	4th Quarter	Last Mile	Mile Rate	Distance Travelled	Gross Time/ Margin
												0:30.23 (0:28.16)	0:59.45 (0:29.22)	1:27.20 (0:27.75)	1:56.28 (0:29.08)				
1	5	LINE DANCE	57.17	0:27.75	03.62	06.66	13.13	0:57.38	0:56.97	0:56.82	0:02.07 [1]	0:30.23 [1]	0:59.45 [1]	1:27.20 [1]	1:56.28	1:54.20	1:53.41	+11m	1:56.28
		Chris Alford	Q1	Q3			204m	813m	808m	809m	40m	408m	405m	403m	406m				
2	10	LONGTAN VIPER	54.18	0:27.82	03.79	07.10	14.04	0:57.01	0:55.80	0:56.90	0:02.66 [10]	0:31.69 [9]	0:59.68 [2]	1:27.49 [2]	1:56.56	1:53.91	1:53.70	+31m	3:98m
		Ellen Tormey	Q2	Q3			204m	824m	816m	811m	46m	413m	412m	405m	406m				
3	6	MISTER JIMARINGLE	55.19	0:27.74	03.73	06.90	13.56	0:58.12	0:57.13	0:56.31	0:02.16 [2]	0:30.89 [3]	1:00.28 [6]	1:28.02 [4]	1:56.61	1:54.43	1:53.74	+27m	4:52m
		Ryan Sanderson	Q1	Q3			206m	823m	815m	815m	40m	414m	408m	406m	409m				
4	13	DUSTY PHILTRA	54.76	0:27.69	03.84	07.27	14.56	0:58.37	0:56.39	0:55.56	0:02.72 [11]	0:32.40 [12]	1:01.10 [12]	1:28.78 [9]	1:56.66	1:53.93	1:53.78	+46m	5:16m
		James Herbertson	Q3	Q3			206m	825m	822m	825m	47m	413m	412m	411m	414m				
5	9	REIGN EM IN	53.17	0:28.08	03.75	07.05	14.05	0:58.08	0:57.02	0:56.30	0:02.41 [7]	0:31.69 [8]	1:00.50 [7]	1:28.72 [8]	1:56.81	1:54.38	1:53.93	+16m	7:13m
		Taylor Youl	Q4	Q4			204m	815m	808m	808m	43m	411m	404m	403m	405m				
6	1	RUMPELSTILTSKIN	56.02	0:28.24	03.69	06.81	13.47	0:57.79	0:57.59	0:56.96	0:02.14 [3]	0:30.56 [2]	0:59.92 [3]	1:28.16 [5]	1:56.89	1:54.75	1:54.01	+11m	8:22m
		Lisa Miles	Q1	Q3			203m	812m	808m	809m	40m	407m	405m	403m	406m				
7	12	FLIP A COIN	53.78	0:27.65	03.78	07.09	14.17	0:57.30	0:56.21	0:57.00	0:02.62 [9]	0:31.36 [6]	0:59.93 [4]	1:27.57 [3]	1:56.94	1:54.30	1:54.06	+37m	8:92m
		Tasmyn Potter	Q1	Q3			206m	825m	816m	815m	47m	416m	409m	406m	409m				

Note: Timing is based on positional data.

[] Indicates rank at the end of each section


--:-- No data available for this section

N/A Information not available

Bendigo-Professional-2026-05-27

Race 1: HATTAM STREET TYRE & MECHANICAL PACE - 1650m

27 May 2026 - 5:06PM



HARNESS RACING VICTORIA



Bendigo Harness Racing Club

RANK	TAB	Horse/ Driver	Top Speed (Km/h)	Fastest Section	First 50m	First 100m	First 200m	First Half	Middle Half	Last Half	Lead Time	1st Quarter	2nd Quarter	3rd Quarter	4th Quarter	Last Mile	Mile Rate	Distance Travelled	Gross Time/ Margin
												0:30.23 (0:28.16)	0:59.45 (0:29.22)	1:27.20 (0:27.75)	1:56.28 (0:29.08)				
8	8	AFFAMATO	55.37	0:27.75	03.74	06.90	13.48	0:58.34	0:57.07	0:56.28	0:02.43 [8]	0:31.45 [7]	1:00.76 [10]	1:28.51 [7]	1:57.06	1:54.63	1:54.17	+36m	10.46m
		Allan McDonough	Q1	Q3			202m	820m	821m	822m	44m	409m	411m	411m	411m				
9	2	FEEL THE REIGN	52.92	0:28.28	03.78	07.06	14.06	0:58.06	0:57.44	0:57.08	0:02.06 [4]	0:30.96 [4]	1:00.12 [5]	1:28.40 [6]	1:57.20	1:55.14	1:54.31	+13m	12.45m
		Jack Laughher	Q4	Q3			205m	812m	808m	813m	40m	407m	404m	404m	409m				
10	11	JULZ MARIE	53.89	0:28.03	03.99	07.38	14.28	0:58.14	0:56.92	0:56.31	0:02.89 [12]	0:32.15 [10]	1:01.04 [11]	1:29.07 [12]	1:57.35	1:54.45	1:54.45	+30m	14.35m
		Stephen Boyington	Q4	Q3			205m	820m	813m	813m	47m	411m	409m	405m	408m				
11	4	RETURN SERVE	54.68	0:28.43	03.75	06.94	13.63	0:58.50	0:57.91	0:58.13	0:02.12 [5]	0:31.14 [5]	1:00.62 [9]	1:29.06 [11]	1:58.76	1:56.63	1:55.83	+24m	33.37m
		Casey Leijen	Q1	Q3			206m	821m	815m	814m	40m	412m	409m	406m	408m				
12	7	ROMAN SCRITTORE	53.75	0:28.33	03.79	07.14	14.51	0:58.26	0:56.75	1:00.17	0:02.21 [6]	0:32.14 [11]	1:00.46 [8]	1:28.89 [10]	2:00.64	1:58.43	1:57.66	+40m	58.47m
		John Caldow	Q3	Q2			209m	831m	822m	819m	40m	418m	413m	409m	410m				

Scratched: DIRECT COMMAND NZ (3)

Note: Timing is based on positional data.

[] Indicates rank at the end of each section

--:--:-- No data available for this section

N/A Information not available

Bendigo-Professional-2026-05-27

Race 2: OXLEY FEED MILL PACE - 2150m

27 May 2026 - 5:33PM



HARNESS RACING VICTORIA



Bendigo Harness Racing Club

RANK	TAB	Horse/ Driver	Top Speed (Km/h)	Fastest Section	First 50m	First 100m	First 200m	First Half	Middle Half	Last Half	Lead Time 0:38.96	1st Quarter	2nd Quarter	3rd Quarter	4th Quarter	Last Mile	Mile Rate	Distance Travelled	Gross Time/ Margin
												1:10.41 (0:31.45)	1:40.25 (0:29.84)	2:08.40 (0:28.15)	2:37.62 (0:29.22)				
1	7	ZOOM ZOOM BOOM	54.54	0:28.20	03.65	06.82	13.51	1:01.33	0:57.90	0:57.23	0:39.06 [2]	1:10.69 [2]	1:40.39 [2]	2:08.59 [2]	2:37.62	1:58.56	1:57.98	+33m	2:37.62
		Connor Clarke	Lead	Q3			208m	818m	814m	815m	549m	410m	408m	406m	409m				
2	3	SPORTING RAGE	54.25	0:27.79	03.79	07.19	14.08	1:00.64	0:57.50	0:56.35	0:40.87 [11]	1:11.80 [9]	1:41.51 [10]	2:09.28 [7]	2:37.87	1:58.17	+25m	3:31m	
		Luke Dunne	Q3	Q3			206m	810m	811m	817m	549m	405m	405m	406m	411m				1627m
3	10	IM DUSTEE	54.86	0:28.12	04.01	07.41	14.43	1:01.10	0:57.68	0:56.84	0:40.05 [7]	1:11.59 [8]	1:41.15 [8]	2:09.27 [8]	2:37.99	1:57.94	1:58.26	+51m	4:92m
		Tasmyn Potter	Q4	Q3			204m	819m	820m	830m	551m	411m	408m	411m	419m				
4	11	OWEN THE SAINTS	54.47	0:28.10	03.92	07.40	14.77	1:01.07	0:57.66	0:56.48	0:40.50 [8]	1:12.01 [10]	1:41.56 [11]	2:09.67 [11]	2:38.06	1:57.55	1:58.31	+49m	5:82m
		Jack Laugher	Q4	Q3			205m	820m	819m	827m	552m	411m	409m	410m	417m				
5	1	MADAM REACTOR	55.98	0:28.16	03.69	06.81	13.13	1:01.28	0:57.99	0:57.86	0:38.96 [1]	1:10.41 [1]	1:40.25 [1]	2:08.40 [1]	2:38.10	1:59.14	1:58.34	+7m	6:41m
		Liam Older	Lead	Q3			202m	805m	807m	810m	542m	402m	403m	404m	406m				
6	9	TOORAM DANNY	53.86	0:28.35	03.81	07.11	13.95	1:01.15	0:57.98	0:57.25	0:39.86 [6]	1:11.39 [6]	1:41.02 [7]	2:09.37 [9]	2:38.27	1:58.40	1:58.47	+45m	8:66m
		Alex Ashwood	Q2	Q3			204m	820m	819m	825m	550m	411m	409m	410m	415m				
7	2	ARE WEASLEY	53.17	0:28.23	03.75	07.01	13.57	1:01.20	0:58.01	0:57.51	0:39.79 [5]	1:11.21 [5]	1:40.98 [6]	2:09.21 [5]	2:38.49	1:58.71	1:58.63	+8m	11:67m
		Reagan Clarke	Lead	Q3			204m	805m	806m	809m	544m	402m	403m	404m	405m				

Note: Timing is based on positional data.

[] Indicates rank at the end of each section

--:-- No data available for this section

N/A Information not available

Bendigo-Professional-2026-05-27

Race 2: OXLEY FEED MILL PACE - 2150m

27 May 2026 - 5:33PM



HARNESS RACING VICTORIA



Bendigo Harness Racing Club

RANK	TAB	Horse/ Driver	Top Speed (Km/h)	Fastest Section	First 50m	First 100m	First 200m	First Half	Middle Half	Last Half	Lead Time	1st Quarter	2nd Quarter	3rd Quarter	4th Quarter	Last Mile	Mile Rate	Distance Travelled	Gross Time/ Margin
												1:10.41 (0:31.45)	1:40.25 (0:29.84)	2:08.40 (0:28.15)	2:37.62 (0:29.22)				
8	8	BRIGHTLY BLAZE	54.65	0:28.18	03.80	07.04	13.63	1:01.20	0:57.95	0:58.26	0:39.43 [4]	1:10.86 [3]	1:40.64 [4]	2:08.83 [3]	2:38.92	1:59.46	1:58.95	+10m	17.37m
		John Caldwell	Lead	Q3			202m	805m	806m	810m		546m	402m	403m	404m				
9	12	SHAQ	52.88	0:28.41	03.95	07.55	15.17	0:59.87	0:56.97	0:58.28	0:40.80 [10]	1:12.27 [11]	1:40.68 [3]	2:09.23 [6]	2:38.97	1:58.16	1:58.99	+45m	18.01m
		Ellen Tormey	Q2	Q2			205m	824m	821m	820m		552m	412m	412m	409m				
10	5	WILD IDEAL	55.37	0:28.26	03.69	06.84	13.31	1:01.28	0:57.93	0:58.36	0:39.38 [3]	1:11.00 [4]	1:40.67 [5]	2:08.93 [4]	2:39.04	1:59.65	1:59.04	+29m	18.95m
		Ryan Sanderson	Lead	Q3			204m	818m	814m	815m		546m	410m	408m	406m				
11	13	CLASSICALLY SMOOTH	52.60	0:28.24	03.82	07.24	14.82	1:00.70	0:58.00	0:57.80	0:40.59 [9]	1:11.52 [7]	1:41.28 [9]	2:09.53 [10]	2:39.09	1:58.50	1:59.08	+16m	19.62m
		Dylan Marshall	Q2	Q3			207m	805m	807m	807m		554m	402m	403m	404m				
12	6	BLUE CANNON	52.06	0:28.86	03.87	07.36	14.80	1:01.32	0:59.42	0:58.10	0:45.76 [12]	1:16.52 [12]	1:47.09 [12]	2:15.95 [12]	2:45.19	1:59.42	2:03.65	+25m	101.48m
		Josh Duggan	Q3	Q3			206m	811m	808m	810m		555m	406m	404m	404m				

Scratched: TREACHEROUSTIMES (4)

Note: Timing is based on positional data.

[] Indicates rank at the end of each section

--:-- No data available for this section

N/A Information not available

Bendigo-Professional-2026-05-27

Race 3: HUNTLY LIFESTYLE ESTATE BY LINCOLN PLACE TROT - 2150m

27 May 2026 - 6:01PM



HARNESS RACING VICTORIA



Bendigo Harness Racing Club

RANK	TAB	Horse/ Driver	Top Speed (Km/h)	Fastest Section	First 50m	First 100m	First 200m	First Half	Middle Half	Last Half	Lead Time 0:40.65	1st Quarter	2nd Quarter	3rd Quarter	4th Quarter	Last Mile	Mile Rate	Distance Travelled	Gross Time/ Margin
												1:12.04 (0:31.39)	1:43.13 (0:31.09)	2:12.15 (0:29.02)	2:41.01 (0:28.86)				
1	9	TICTOK	54.04	0:28.33	03.87	07.31	14.51	1:02.54	0:59.41	0:57.20	0:41.28 [6]	1:12.74 [5]	1:43.81 [5]	2:12.14 [3]	2:41.01	1:59.74	2:00.52	+38m	2:41.01
		Daryl Douglas	Q3	Q3			205m	817m	817m	821m	550m	410m	408m	409m	412m				
2	8	THE SKY IS THE LI	53.57	0:28.30	04.10	07.54	14.85	1:02.52	0:59.36	0:57.56	0:41.56 [7]	1:13.03 [7]	1:44.09 [7]	2:12.39 [6]	2:41.68	2:00.10	2:01.02	+42m	8.98m
		John Caldwell	Q3	Q3			205m	818m	817m	822m	552m	410m	408m	409m	413m				
3	6	QUEEN KIZEN NZ	53.60	0:28.82	03.73	06.97	14.02	1:02.69	0:59.96	0:58.46	0:40.65 [1]	1:12.19 [2]	1:43.33 [2]	2:12.15 [1]	2:41.79	2:01.15	2:01.10	+9m	10.42m
		Chris Alford	Lead	Q3			204m	805m	808m	810m	545m	402m	403m	405m	406m				
4	3	AMOUR MATERNAL	52.88	0:28.78	03.89	07.28	14.61	1:02.64	0:59.86	0:57.82	0:41.33 [5]	1:12.90 [6]	1:43.97 [6]	2:12.75 [7]	2:41.80	2:00.46	2:01.11	+4m	10.51m
		Anne-Maree Conroy	Q4	Q3			203m	805m	806m	806m	543m	402m	403m	404m	403m				
5	11	TWEEDLEDEE NZ	53.57	0:28.21	04.07	07.76	15.67	1:02.47	0:59.20	0:57.20	0:42.18 [11]	1:13.65 [11]	1:44.65 [11]	2:12.85 [9]	2:41.85	1:59.67	2:01.15	+42m	11.22m
		Blake Pace	Q3	Q3			205m	818m	816m	822m	552m	410m	408m	408m	414m				
6	10	A TRUE STORY NZ	53.46	0:28.25	04.09	07.73	15.26	1:02.50	0:59.28	0:57.48	0:41.99 [9]	1:13.46 [9]	1:44.49 [9]	2:12.74 [8]	2:41.97	1:59.98	2:01.24	+38m	12.82m
		Luke Dunne	Q3	Q3			205m	818m	815m	818m	552m	410m	408m	407m	411m				
7	2	ABBIE	52.38	0:28.82	03.81	07.18	14.35	1:02.67	0:59.95	0:58.56	0:40.91 [3]	1:12.46 [4]	1:43.57 [4]	2:12.40 [4]	2:42.16	2:01.25	2:01.38	+7m	15.38m
		Tasmyn Potter	Q3	Q3			203m	805m	808m	811m	543m	402m	403m	405m	406m				

Note: Timing is based on positional data.

[] Indicates rank at the end of each section

--:-- No data available for this section

N/A Information not available

Bendigo-Professional-2026-05-27

Race 3: HUNTLY LIFESTYLE ESTATE BY LINCOLN PLACE TROT - 2150m

27 May 2026 - 6:01PM



HARNESS RACING VICTORIA



Bendigo Harness Racing Club

RANK	TAB	Horse/ Driver	Top Speed (Km/h)	Fastest Section	First 50m	First 100m	First 200m	First Half	Middle Half	Last Half	Lead Time 0:40.65	1st Quarter	2nd Quarter	3rd Quarter	4th Quarter	Last Mile	Mile Rate	Distance Travelled	Gross Time/ Margin
												1:12.04 (0:31.39)	1:43.13 (0:31.09)	2:12.15 (0:29.02)	2:41.01 (0:28.86)				
8	7	FAITH FULL	53.06	0:28.93	03.77	07.04	14.10	1:02.59	1:00.03	0:59.14	0:40.54 [2]	1:12.04 [1]	1:43.13 [1]	2:12.07 [2]	2:42.28	2:01.73	2:01.47	+26m	16.95m
		Matthew Gath	Lead	Q3			207m	816m	813m	815m		547m	409m	407m	406m				
9	4	BULLAPARK BENO	52.38	0:28.91	03.87	07.25	14.40	1:02.59	1:00.00	0:58.83	0:40.92 [4]	1:12.41 [3]	1:43.50 [3]	2:12.41 [5]	2:42.33	2:01.42	2:01.50	+28m	17.64m
		James Herbertson	Q3	Q3			206m	816m	813m	817m		546m	409m	407m	406m				
10	1	MANDA KYVALLEY	53.03	0:28.78	04.17	07.70	14.94	1:02.56	0:59.84	0:58.32	0:41.69 [8]	1:13.22 [8]	1:44.27 [8]	2:13.05 [10]	2:42.59	2:00.90	2:01.70	+6m	21.14m
		Tristan Larsen	Q3	Q3			203m	805m	805m	809m		543m	402m	402m	403m				
11	5	KARAKAJACK TOOTH	53.17	0:28.65	04.03	07.63	15.50	1:02.36	0:59.67	0:59.97	0:42.18 [10]	1:13.52 [10]	1:44.55 [10]	2:13.20 [11]	2:44.52	2:02.33	2:03.15	+22m	47.05m
		Ellen Tormey	Q3	Q3			206m	805m	809m	817m		550m	402m	403m	406m				

Note: Timing is based on positional data.

[] Indicates rank at the end of each section

-:--:- No data available for this section

N/A Information not available

Bendigo-Professional-2026-05-27

Race 4: REVOLVE PRINT PACE - 2150m

27 May 2026 - 6:29PM



HARNESS RACING VICTORIA



Bendigo Harness Racing Club

RANK	TAB	Horse/ Driver	Top Speed (Km/h)	Fastest Section	First 50m	First 100m	First 200m	First Half	Middle Half	Last Half	Lead Time 0:38.28	1st Quarter	2nd Quarter	3rd Quarter	4th Quarter	Last Mile	Mile Rate	Distance Travelled	Gross Time/ Margin
												1:08.79 (0:30.51)	1:40.49 (0:31.70)	2:09.10 (0:28.61)	2:38.19 (0:29.09)				
1	11	WOW YOU CAN DANCE	53.64	0:28.61	04.09	07.69	14.99	1:00.53	1:00.31	0:57.69	0:39.96 [10]	1:08.79 [1]	1:40.49 [1]	2:09.10 [1]	2:38.19	1:58.22	1:58.41	+35m	2:38.19
		Alex Ashwood	Q1	Q3			205m	819m	809m	811m		555m	414m	405m	404m				
2	4	WATCH IT HAPPEN	54.86	0:28.89	03.69	06.84	13.59	1:02.59	1:00.63	0:58.56	0:38.28 [1]	1:09.12 [2]	1:40.86 [3]	2:09.75 [2]	2:39.45	2:01.17	1:59.35	+6m	16.87m
		James Herbertson	Lead	Q3			204m	805m	807m	811m	542m	402m	403m	404m	406m				
3	9	REASON TO LAUGH	52.52	0:28.67	03.87	07.27	14.25	1:01.82	0:59.88	0:58.36	0:39.37 [7]	1:09.98 [7]	1:41.19 [6]	2:09.86 [3]	2:39.55	2:00.18	1:59.43	+40m	18.29m
		Taylor Youl	Q3	Q3			206m	820m	820m	819m		550m	410m	410m	410m				
4	8	NIVEKALON EAGLE	53.57	0:28.68	03.88	07.27	14.09	1:02.46	1:00.40	0:58.23	0:39.34 [6]	1:10.08 [8]	1:41.79 [10]	2:10.48 [8]	2:40.04	2:00.69	1:59.79	+21m	24.82m
		Tasmyn Potter	Q3	Q3			203m	805m	810m	819m		547m	402m	402m	408m				
5	6	FAKE COLLECTION	55.98	0:28.94	03.65	06.76	13.33	1:02.56	1:00.74	0:59.15	0:38.60 [2]	1:09.37 [4]	1:41.17 [5]	2:10.12 [5]	2:40.34	2:01.73	2:00.01	+7m	28.79m
		Glenn Bull	Lead	Q3			205m	805m	806m	808m		546m	402m	402m	403m				
6	7	THE ACCIDENTAL ONE	51.95	0:28.80	03.96	07.59	15.42	1:01.82	1:00.08	0:59.04	0:39.88 [9]	1:10.42 [10]	1:41.71 [9]	2:10.51 [9]	2:40.75	2:00.86	2:00.32	+24m	34.34m
		Ryan Sanderson	Q3	Q3			208m	814m	813m	810m		551m	405m	409m	405m				
7	3	STANDANDELIVER	53.10	0:29.24	03.86	07.21	14.21	1:02.10	1:00.71	1:00.28	0:38.62 [3]	1:09.25 [3]	1:40.71 [2]	2:09.95 [4]	2:41.00	2:02.39	2:00.51	+31m	37.71m
		Sean O'Sullivan	Lead	Q3			206m	819m	815m	814m		549m	410m	409m	406m				

Note: Timing is based on positional data.

[] Indicates rank at the end of each section

--:-- No data available for this section

N/A Information not available

Bendigo-Professional-2026-05-27

Race 4: REVOLVE PRINT PACE - 2150m

27 May 2026 - 6:29PM



HARNESS RACING VICTORIA



Bendigo Harness Racing Club

RANK	TAB	Horse/ Driver	Top Speed (Km/h)	Fastest Section	First 50m	First 100m	First 200m	First Half	Middle Half	Last Half	Lead Time 0:38.28	1st Quarter	2nd Quarter	3rd Quarter	4th Quarter	Last Mile	Mile Rate	Distance Travelled	Gross Time/ Margin
												1:08.79 (0:30.51)	1:40.49 (0:31.70)	2:09.10 (0:28.61)	2:38.19 (0:29.09)				
8	10	LAVADA GOLD	52.31	0:28.70	04.04	07.56	14.68	1:01.76	0:59.92	1:00.06	0:39.68 [8]	1:10.23 [9]	1:41.44 [8]	2:10.14 [6]	2:41.50	2:01.82	2:00.89	+47m	44.43m
		Rita Burnett	Q3	Q3			205m	820m	821m	824m		553m	410m	410m	410m				
9	5	JERSEY SAM	54.72	0:29.37	03.65	06.81	13.95	1:02.05	1:00.81	1:00.65	0:39.03 [5]	1:09.64 [5]	1:41.07 [4]	2:10.45 [7]	2:41.74	2:02.70	2:01.06	+29m	47.62m
		Brian Gath	Lead	Q3			206m	820m	815m	814m		547m	410m	409m	406m				
10	2	KIDWITHAGRIN	53.14	0:29.74	03.86	07.23	14.01	1:02.48	1:01.48	1:02.35	0:38.94 [4]	1:09.69 [6]	1:41.43 [7]	2:11.17 [10]	2:43.79	2:04.83	2:02.60	+10m	75.13m
		Josh Duggan	Lead	Q3			204m	805m	808m	813m		543m	402m	402m	405m				

Scratched: HONEY CULLEN NZ (1)

Note: Timing is based on positional data.

[] Indicates rank at the end of each section

--:-- No data available for this section

N/A Information not available

Bendigo-Professional-2026-05-27

Race 5: SIMONDS HOMES BENDIGO PACE - 2150m

27 May 2026 - 7:00PM



HARNESS RACING VICTORIA



Bendigo Harness Racing Club

RANK	TAB	Horse/ Driver	Top Speed (Km/h)	Fastest Section	First 50m	First 100m	First 200m	First Half	Middle Half	Last Half	Lead Time 0:39.07	1st Quarter	2nd Quarter	3rd Quarter	4th Quarter	Last Mile	Mile Rate	Distance Travelled	Gross Time/ Margin
												1:09.98 (0:30.91)	1:40.90 (0:30.92)	2:10.47 (0:29.56)	2:39.84 (0:29.37)				
1	9	KYRGIOS	54.22	0:28.20	03.78	07.08	14.25	1:01.94	1:00.41	0:57.66	0:40.16 [8]	1:11.15 [8]	1:42.10 [8]	2:11.56 [8]	2:39.76	1:59.60	1:59.58	+45m	2:39.76
		Nathan Jack	Q4	Q4			205m	819m	815m	823m		553m	411m	408m	407m				
2	3	TEX GOES BANG	52.63	0:29.07	03.82	07.16	14.07	1:01.51	1:00.49	0:58.59	0:39.75 [6]	1:10.28 [2]	1:41.26 [3]	2:10.77 [2]	2:39.84	2:00.10	1:59.64	+33m	1.09m
		James Herbertson	Lead	Q4			205m	820m	814m	815m		548m	412m	408m	406m				
3	8	FAVOURITEHIGHLIGHT	54.22	0:28.94	03.76	06.98	13.83	1:01.81	1:00.47	0:58.49	0:39.67 [5]	1:10.56 [5]	1:41.48 [4]	2:11.03 [5]	2:39.97	2:00.30	1:59.74	+14m	2.91m
		Glenn Bull	Lead	Q4			203m	805m	806m	810m		549m	402m	402m	404m				
4	5	TASMA FLASH	53.89	0:28.33	03.81	07.21	14.67	1:01.91	1:00.34	0:57.75	0:40.52 [9]	1:11.51 [9]	1:42.43 [9]	2:11.86 [9]	2:40.19	1:59.66	1:59.91	+39m	5.83m
		Matthew Gath	Q4	Q4			206m	817m	815m	823m		549m	409m	408m	407m				
5	1	MIKI MARK	53.86	0:29.44	03.67	06.90	13.70	1:01.82	1:00.48	0:59.00	0:39.38 [2]	1:10.28 [3]	1:41.20 [2]	2:10.76 [3]	2:40.21	2:00.82	1:59.92	+9m	6.13m
		Rita Burnett	Lead	Q4			203m	805m	806m	810m		544m	402m	402m	404m				
6	7	SALSBOY	54.47	0:29.01	03.77	07.00	13.72	1:02.14	1:00.43	0:58.48	0:39.62 [4]	1:10.80 [6]	1:41.76 [6]	2:11.23 [6]	2:40.24	2:00.62	1:59.94	+37m	6.48m
		Ryan Sanderson	Lead	Q4			206m	819m	815m	820m		548m	411m	408m	407m				
7	4	KIMCHI	55.33	0:29.42	03.66	06.81	13.47	1:02.12	1:00.42	0:58.88	0:39.41 [3]	1:10.56 [4]	1:41.53 [5]	2:10.98 [4]	2:40.41	2:01.00	2:00.07	+36m	8.77m
		Taylor Youl	Lead	Q4			205m	819m	816m	819m		547m	411m	408m	407m				

Note: Timing is based on positional data.

[] Indicates rank at the end of each section

--:-- No data available for this section

N/A Information not available



HARNESS RACING VICTORIA

Bendigo-Professional-2026-05-27

Race 5: SIMONDS HOMES BENDIGO PACE - 2150m

27 May 2026 - 7:00PM



Bendigo Harness Racing Club

RANK	TAB	Horse/ Driver	Top Speed (Km/h)	Fastest Section	First 50m	First 100m	First 200m	First Half	Middle Half	Last Half	Lead Time	1st Quarter	2nd Quarter	3rd Quarter	4th Quarter	Last Mile	Mile Rate	Distance Travelled	Gross Time/ Margin
												0:39.07	1:09.98 (0:30.91)	1:40.90 (0:30.92)	2:10.47 (0:29.56)				
8	10	TOMMYS LOOKOUT Liam Older	52.38	0:29.47	03.87	07.37	14.56	1:01.83	1:00.41	0:59.26	0:40.02 [7]	1:10.91 [7] (0:30.89)	1:41.85 [7] (0:30.94)	2:11.31 [7] (0:29.47)	2:41.11 (0:29.79)	2:01.09	2:00.59	+17m	18.16m
			Q4	Q3			204m	805m	807m	813m	550m	402m	402m	405m	408m	1618m			
9	2	LOCHIEL LAD NZ Alex Ashwood	54.68	0:29.57	03.61	06.78	13.40	1:01.83	1:00.49	1:00.60	0:39.07 [1]	1:09.98 [1] (0:30.91)	1:40.90 [1] (0:30.92)	2:10.47 [1] (0:29.56)	2:41.50 (0:31.03)	2:02.43	2:00.89	+8m	23.4m
			Lead	Q3			203m	805m	806m	810m	543m	402m	402m	404m	406m	1615m			

Scratched: EMJAY JAZZ (6)

Note: Timing is based on positional data.

[] Indicates rank at the end of each section

--:--:-- No data available for this section

N/A Information not available

Bendigo-Professional-2026-05-27

Race 6: ROPAN FINANCIAL PLANNING GROUP PACE - 1650m

27 May 2026 - 7:31PM



HARNESS RACING VICTORIA



Bendigo Harness Racing Club

RANK	TAB	Horse/ Driver	Top Speed (Km/h)	Fastest Section	First 50m	First 100m	First 200m	First Half	Middle Half	Last Half	Lead Time	1st Quarter	2nd Quarter	3rd Quarter	4th Quarter	Last Mile	Mile Rate	Distance Travelled	Gross Time/ Margin
												0:29.82 (0:27.70)	1:01.54 (0:31.72)	1:29.10 (0:27.56)	1:56.93 (0:27.83)				
1	7	MAJOR BLITZ	56.12	0:27.56	03.62	06.72	13.23	0:59.38	0:59.28	0:55.38	0:02.16 [2]	0:29.82 [1]	1:01.54 [1]	1:29.10 [1]	1:56.93	1:54.76	1:54.04	+14m	1:56.93
		Allan McDonough	Q1	Q3			205m	815m	809m	810m	40m	410m	405m	404m	406m				
2	8	TOORAM MAGIC	55.51	0:27.40	03.85	07.09	13.81	0:59.64	0:58.32	0:54.83	0:02.77 [9]	0:31.49 [6]	1:02.41 [6]	1:29.81 [6]	1:57.24	1:54.47	1:54.35	+33m	4.22m
		Alex Ashwood	Q4	Q3			204m	819m	816m	819m	45m	410m	409m	407m	412m				
3	2	STARZINHEREYES	56.52	0:27.59	03.60	06.66	13.13	0:59.69	0:59.30	0:55.50	0:02.12 [1]	0:30.09 [2]	1:01.80 [3]	1:29.39 [3]	1:57.30	1:55.19	1:54.41	+3m	5.04m
		Daryl Douglas	Q1	Q3			201m	805m	806m	809m	40m	403m	403m	404m	406m				
4	9	PERUN NZ	54.72	0:27.47	03.70	06.87	13.63	0:59.33	0:58.12	0:55.60	0:02.47 [8]	0:31.15 [5]	1:01.81 [2]	1:29.28 [2]	1:57.41	1:54.93	1:54.52	+25m	6.49m
		Liam Older	Q3	Q3			205m	818m	814m	814m	42m	410m	408m	406m	409m				
5	6	YAPPER	55.33	0:27.33	03.84	07.35	14.95	1:00.44	0:58.19	0:54.86	0:02.38 [5]	0:32.15 [9]	1:02.81 [9]	1:30.34 [9]	1:57.67	1:55.30	1:54.77	+22m	9.96m
		Luke Dunne	Q4	Q4			207m	818m	810m	815m	40m	413m	405m	405m	410m				
6	4	LEAVEMEOUT	55.08	0:27.41	03.87	07.32	14.57	1:00.27	0:58.27	0:55.06	0:02.38 [7]	0:31.79 [8]	1:02.66 [8]	1:30.06 [8]	1:57.71	1:55.33	1:54.81	+26m	10.49m
		Chris Alford	Q4	Q3			204m	818m	815m	818m	40m	410m	409m	406m	412m				
7	1	THE VILLAIN	54.90	0:27.56	03.70	06.86	13.43	0:59.94	0:59.25	0:55.88	0:02.15 [4]	0:30.40 [3]	1:02.09 [5]	1:29.66 [5]	1:57.98	1:55.82	1:55.07	+4m	14.16m
		Josh Duggan	Q1	Q3			201m	805m	807m	810m	40m	403m	403m	404m	406m				

Note: Timing is based on positional data.

[] Indicates rank at the end of each section


--:-- No data available for this section

N/A Information not available

Bendigo-Professional-2026-05-27

Race 6: ROPAN FINANCIAL PLANNING GROUP PACE - 1650m

27 May 2026 - 7:31PM



HARNESS RACING VICTORIA



Bendigo Harness Racing Club

RANK	TAB	Horse/ Driver	Top Speed (Km/h)	Fastest Section	First 50m	First 100m	First 200m	First Half	Middle Half	Last Half	Lead Time	1st Quarter	2nd Quarter	3rd Quarter	4th Quarter	Last Mile	Mile Rate	Distance Travelled	Gross Time/ Margin
												0:02.12	0:29.82 (0:27.70)	1:01.54 (0:31.72)	1:29.10 (0:27.56)				
8	5	PERCESSION	53.96	0:27.56	03.92	07.50	14.92	1:00.07	0:58.30	0:55.87	0:02.36 [6]	0:31.69 [7]	1:02.43 [7]	1:29.99 [7]	1:58.30	1:55.94	1:55.38	+10m	18.4m
		Lisa Miles	Q3	Q3			204m	811m	809m	810m	40m	407m	405m	404m	406m				
9	3	EDWARDE GRANGE	54.40	0:27.53	03.68	06.87	13.65	0:59.94	0:58.77	0:56.21	0:02.17 [3]	0:30.87 [4]	1:02.12 [4]	1:29.65 [4]	1:58.33	1:56.15	1:55.41	+20m	18.84m
		Tayla French	Q1	Q3			204m	818m	814m	814m	40m	409m	408m	406m	408m				

Note: Timing is based on positional data.

[] Indicates rank at the end of each section

--:--:-- No data available for this section

N/A Information not available

Bendigo-Professional-2026-05-27

Race 7: GARRARDS HORSE & HOUND TROT - 1650m

27 May 2026 - 8:02PM



HARNESS RACING VICTORIA



Bendigo Harness Racing Club


RANK	TAB	Horse/ Driver	Top Speed (Km/h)	Fastest Section	First 50m	First 100m	First 200m	First Half	Middle Half	Last Half	Lead Time 0:02.21	1st Quarter	2nd Quarter	3rd Quarter	4th Quarter	Last Mile	Mile Rate	Distance Travelled	Gross Time/ Margin
												0:32.16 (0:29.95)	1:03.87 (0:31.71)	1:32.91 (0:29.04)	2:01.97 (0:29.06)				
1	2	THE ITALIAN DREAM	53.93	0:28.43	04.00	07.44	14.66	1:02.39	1:00.23	0:57.20	0:02.38 [5]	0:32.97 [4]	1:04.77 [5]	1:33.19 [3]	2:01.97	1:59.59	1:58.96	+30m	2:01.97
		Graham McDermott	Q3	Q3			205m	819m	817m	821m		40m	411m	408m	408m				
2	1	BUSLIN BRODY	52.13	0:28.94	03.95	07.33	14.43	1:01.88	1:00.68	0:57.95	0:02.31 [3]	0:32.52 [2]	1:04.19 [3]	1:33.20 [4]	2:02.15	1:59.83	1:59.14	+13m	2.45m
		Joe Attard	Q4	Q4			203m	811m	809m	812m		40m	406m	405m	404m				
3	9	PARIS JAMILLA	52.49	0:28.88	04.01	07.50	14.81	1:01.44	0:59.63	0:58.11	0:02.71 [7]	0:33.40 [5]	1:04.15 [2]	1:33.02 [2]	2:02.26	1:59.55	1:59.25	+30m	3.98m
		Nathan Jack	Q3	Q3			205m	819m	816m	816m		45m	410m	409m	406m				
4	7	DEEJAY DEX	51.88	0:28.69	03.96	07.46	15.28	1:02.33	0:59.50	0:57.48	0:02.48 [6]	0:34.10 [7]	1:04.80 [6]	1:33.59 [6]	2:02.28	1:59.81	1:59.26	+22m	4.21m
		Josh Duggan	Q4	Q4			209m	820m	809m	810m		42m	415m	405m	404m				
5	3	OX KNOX	52.56	0:29.04	03.83	07.12	14.07	1:01.66	1:00.76	0:58.98	0:02.21 [1]	0:32.16 [1]	1:03.87 [1]	1:32.91 [1]	2:02.86	2:00.64	1:59.83	+8m	12.04m
		James Herbertson	Q1	Q3			202m	810m	808m	808m		40m	406m	404m	404m				
6	4	BLACK AND GOLD	52.70	0:29.05	03.83	07.12	14.32	1:02.19	1:00.86	0:58.49	0:02.31 [2]	0:32.69 [3]	1:04.50 [4]	1:33.55 [5]	2:03.00	2:00.68	1:59.96	+25m	13.81m
		Brett Shipway	Q1	Q3			205m	819m	815m	816m		41m	411m	408m	406m				
7	6	DELS DESTINY NZ	51.88	0:28.84	03.97	07.45	15.04	1:02.94	0:59.92	0:57.69	0:02.38 [4]	0:34.24 [8]	1:05.31 [8]	1:34.15 [7]	2:03.01	2:00.63	1:59.97	+19m	13.97m
		Anne-Maree Conroy	Q4	Q3			207m	819m	809m	809m		40m	414m	405m	404m				

Note: Timing is based on positional data.

[] Indicates rank at the end of each section

--:-- No data available for this section

N/A Information not available



HARNESS RACING VICTORIA

Bendigo-Professional-2026-05-27

Race 7: GARRARDS HORSE & HOUND TROT - 1650m

27 May 2026 - 8:02PM



Bendigo Harness Racing Club

RANK	TAB	Horse/ Driver	Top Speed (Km/h)	Fastest Section	First 50m	First 100m	First 200m	First Half	Middle Half	Last Half	Lead Time	1st Quarter	2nd Quarter	3rd Quarter	4th Quarter	Last Mile	Mile Rate	Distance Travelled	Gross Time/ Margin
												0:02.21	0:32.16 (0:29.95)	1:03.87 (0:31.71)	1:32.91 (0:29.04)				
8	8	RAKERO WARRIOR NZ	52.38	0:30.68	04.11	07.65	14.95	1:02.07	1:04.41	1:08.10	0:02.99 [8]	0:33.67 [6]	1:05.05 [7]	1:38.07 [8]	2:13.16	2:10.17	2:09.87	+49m	150.09m
		Jack Laugher	Q3	Q1			205m	819m	821m	832m		48m	410m	409m	412m				

Scratched: KYVALLEY ANTHONY (5)

Note: Timing is based on positional data.

[] Indicates rank at the end of each section


--:-- No data available for this section

N/A Information not available

Bendigo-Professional-2026-05-27

Race 8: NIGEL MILNE HARNESS RACING (INSANITY LODGE) MAIDEN PACE - 2150m

27 May 2026 - 8:31PM



HARNESS RACING VICTORIA



Bendigo Harness Racing Club

RANK	TAB	Horse/ Driver	Top Speed (Km/h)	Fastest Section	First 50m	First 100m	First 200m	First Half	Middle Half	Last Half	Lead Time 0:37.87	1st Quarter	2nd Quarter	3rd Quarter	4th Quarter	Last Mile	Mile Rate	Distance Travelled	Gross Time/ Margin
												1:09.59 (0:31.72)	1:41.44 (0:31.85)	2:11.24 (0:29.80)	2:38.95 (0:27.71)				
1	2	IDEAL FRANKIE	54.86	0:27.71	03.75	06.96	13.64	1:03.56	1:01.65	0:57.51	0:37.87 [1]	1:09.59 [1]	1:41.44 [1]	2:11.24 [1]	2:38.95	2:01.08	1:58.97	+9m	2:38.95
		Mark Pitt	Q4	Q4			205m	805m	806m	811m		544m	402m	403m	404m				
2	6	LOOK AT HER	53.75	0:28.73	04.02	07.59	14.99	1:02.63	1:00.95	0:58.06	0:39.87 [8]	1:10.88 [8]	1:42.51 [8]	2:11.84 [4]	2:40.56	2:00.69	2:00.19	+37m	21.82m
		James Herbertson	Q4	Q4			206m	818m	817m	822m		547m	410m	408m	408m				
3	7	ELLIANA	53.86	0:28.34	04.16	07.89	15.27	1:02.65	1:01.94	0:58.34	0:39.83 [7]	1:10.55 [6]	1:42.49 [7]	2:12.49 [8]	2:40.84	2:00.99	2:00.39	+12m	25.41m
		Tasmyn Potter	Q4	Q4			205m	805m	808m	813m		544m	402m	403m	405m				
4	5	WOODVILLE FLYER	51.98	0:29.56	03.85	07.23	14.63	1:02.56	1:01.74	0:59.60	0:39.05 [3]	1:09.93 [3]	1:41.63 [2]	2:11.66 [2]	2:41.23	2:02.18	2:00.68	+31m	30.58m
		Connor Clarke	Lead	Q4			207m	818m	813m	812m		552m	410m	408m	405m				
5	3	SURETHING	52.52	0:29.50	03.97	07.34	14.53	1:02.66	1:01.51	0:59.35	0:39.66 [6]	1:10.65 [7]	1:42.32 [6]	2:12.16 [6]	2:41.67	2:02.01	2:01.01	+32m	36.48m
		Jack Laughher	Q4	Q4			205m	818m	814m	817m		547m	410m	408m	406m				
6	4	THATS ME AGAIN	52.85	0:29.87	03.81	07.10	14.36	1:02.71	1:01.55	0:59.80	0:39.17 [5]	1:10.20 [5]	1:41.88 [4]	2:11.75 [3]	2:41.68	2:02.51	2:01.02	+31m	36.65m
		Stephen Boyington	Lead	Q3			207m	818m	814m	817m		547m	410m	408m	406m				
7	8	ASHANTE BOURBON	52.85	0:30.27	03.93	07.23	14.19	1:03.06	1:02.18	1:02.27	0:39.01 [4]	1:10.17 [4]	1:42.08 [5]	2:12.36 [7]	2:44.36	2:05.33	2:03.03	+15m	72.65m
		Sean O'Sullivan	Lead	Q3			203m	805m	807m	813m		547m	402m	403m	404m				


Note: Timing is based on positional data.

[] Indicates rank at the end of each section

--:-- No data available for this section

N/A Information not available

Bendigo-Professional-2026-05-27



HARNESS RACING VICTORIA

Race 8: NIGEL MILNE HARNESS RACING (INSANITY LODGE) MAIDEN PACE - 2150m

27 May 2026 - 8:31PM



Bendigo Harness Racing Club

RANK	TAB	Horse/ Driver	Top Speed (Km/h)	Fastest Section	First 50m	First 100m	First 200m	First Half	Middle Half	Last Half	Lead Time	1st Quarter	2nd Quarter	3rd Quarter	4th Quarter	Last Mile	Mile Rate	Distance Travelled	Gross Time/ Margin
												0:37.87	1:09.59 (0:31.72)	1:41.44 (0:31.85)	2:11.24 (0:29.80)				
8	1	LITTLE RAIN CLOUD Noel Tyndall	53.93	0:30.32	03.77	06.99	13.69	1:03.61	1:02.22	1:02.95	0:38.11 [2]	1:09.82 [2]	1:41.72 [3]	2:12.04 [5]	2:44.67	2:06.56	2:03.26	+5m	76.78m
			Lead	Q3			201m	805m	807m	809m	542m	402m	403m	404m	405m				

Note: Timing is based on positional data.

[] Indicates rank at the end of each section

--:--:-- No data available for this section

N/A Information not available

Bendigo-Professional-2026-05-27

Race 9: BENDIGO POWDER COATING TROT - 2150m

27 May 2026 - 8:57PM



HARNESS RACING VICTORIA



Bendigo Harness Racing Club

RANK	TAB	Horse/ Driver	Top Speed (Km/h)	Fastest Section	First 50m	First 100m	First 200m	First Half	Middle Half	Last Half	Lead Time 0:41.54	1st Quarter	2nd Quarter	3rd Quarter	4th Quarter	Last Mile	Mile Rate	Distance Travelled	Gross Time/ Margin
												1:12.75 (0:31.21)	1:43.92 (0:31.17)	2:13.61 (0:29.69)	2:44.72 (0:31.11)				
1	7	ALWAYS SKYE HIGH	52.24	0:29.18	04.18	07.97	15.99	1:02.45	1:00.16	0:59.77	0:42.50 [7]	1:13.97 [7]	1:44.95 [7]	2:14.13 [4]	2:44.72	2:02.22	2:03.29	+45m	2:44.72
		Steve Owen	Q3	Q3			205m	818m	820m	826m		552m	410m	408m	412m				
2	4	PATNWILL	52.74	0:29.62	03.84	07.15	14.64	1:02.45	1:00.86	1:01.12	0:41.54 [1]	1:12.75 [1]	1:43.99 [2]	2:13.61 [1]	2:45.11	2:03.56	2:03.59	+8m	5.3m
		Ashley Manton	Lead	Q3			202m	805m	807m	810m	543m	402m	403m	404m	406m				
3	6	THAT OTHER THING	49.97	0:30.09	04.02	07.54	15.34	1:02.14	1:01.24	1:01.65	0:41.79 [3]	1:12.77 [2]	1:43.92 [1]	2:14.01 [2]	2:45.59	2:03.79	2:03.94	+33m	11.67m
		Tina Ridis	Q3	Q3			207m	819m	812m	810m	554m	412m	407m	405m	405m				
4	5	HEART OF GRACELAND	49.43	0:30.08	04.10	07.62	15.23	1:02.67	1:01.30	1:01.36	0:41.63 [2]	1:13.09 [4]	1:44.31 [4]	2:14.40 [5]	2:45.68	2:04.03	2:04.01	+27m	12.91m
		Ian White	Q3	Q3			205m	817m	813m	812m	547m	410m	407m	406m	406m				
5	2	MISS AVENGER	51.16	0:29.83	04.20	07.88	15.36	1:02.36	1:00.98	1:01.15	0:42.25 [6]	1:13.47 [6]	1:44.61 [5]	2:14.45 [6]	2:45.77	2:03.51	2:04.08	+19m	14.11m
		Brent White	Q3	Q3			203m	805m	810m	821m	543m	402m	403m	408m	413m				
6	3	PLAYA DEL CARMEN	51.66	0:29.53	04.00	07.47	15.36	1:02.68	1:00.71	1:02.75	0:41.84 [5]	1:13.34 [5]	1:44.52 [6]	2:14.05 [3]	2:47.28	2:05.43	2:05.21	+43m	34.32m
		James Herbertson	Q3	Q3			204m	818m	815m	817m	558m	410m	408m	408m	409m				
7	1	ALDEBARAN MAVERICK	50.26	0:30.38	03.98	07.43	14.96	1:02.39	1:01.63	1:04.60	0:41.82 [4]	1:12.96 [3]	1:44.21 [3]	2:14.60 [7]	2:48.82	2:06.99	2:06.36	+7m	55.01m
		Scott Torney	Lead	Q3			203m	805m	806m	809m	543m	402m	403m	404m	405m				

Note: Timing is based on positional data.

[] Indicates rank at the end of each section

--:-- No data available for this section

N/A Information not available