

Bendigo-Professional-2026-06-24

Race 1: ROTHACKER STOCKFEEDS TROT - 2150m

24 June 2026 - 5:57PM



HARNESS RACING VICTORIA



Bendigo Harness Racing Club


RANK	TAB	Horse/ Driver	Top Speed (Km/h)	Fastest Section	First 50m	First 100m	First 200m	First Half	Middle Half	Last Half	Lead Time 0:37.73	1st Quarter	2nd Quarter	3rd Quarter	4th Quarter	Last Mile	Mile Rate	Distance Travelled	Gross Time/ Margin
												1:07.38 (0:29.65)	1:36.84 (0:29.46)	2:06.42 (0:29.57)	2:36.98 (0:30.56)				
1	9	ROCKY VALLEY	52.09	0:29.03	03.89	07.27	14.43	0:59.07	0:58.28	0:59.27	0:38.63 [6]	1:08.45 [7]	1:37.70 [5]	2:06.73 [4]	2:36.98	1:58.34	1:57.50	+40m	2:36.98
		John Caldwell	Q2	Q3			205m	819m	816m	819m		552m	410m	409m	407m				
2	10	KYVALLEY MICHAEL	53.60	0:28.32	03.94	07.48	14.78	0:57.78	0:59.05	1:00.70	0:39.05 [8]	1:07.38 [1]	1:36.84 [1]	2:06.42 [1]	2:37.53	1:58.48	1:57.91	+28m	7.42m
		Chris Alford	Q1	Q1			204m	814m	808m	809m		554m	410m	404m	404m				
3	3	WATCH AND ACT	53.21	0:29.52	03.74	07.01	13.84	0:59.54	0:59.35	1:00.08	0:38.00 [2]	1:07.71 [3]	1:37.54 [4]	2:07.06 [5]	2:37.64	1:59.62	1:58.00	+18m	8.89m
		Michael Bellman	Lead	Q3			203m	810m	809m	815m		543m	405m	405m	404m				
4	2	PARIS KAY	52.20	0:29.54	03.85	07.18	14.13	0:59.51	0:59.27	0:59.91	0:38.33 [3]	1:08.12 [5]	1:37.84 [6]	2:07.38 [7]	2:37.75	1:59.42	1:58.08	+14m	10.3m
		Josh Duggan	Lead	Q3			203m	810m	810m	811m		543m	405m	405m	405m				
5	7	MAJESTIC TOOTH	53.06	0:29.23	03.68	06.94	14.24	0:59.05	0:58.55	1:00.41	0:38.31 [4]	1:08.04 [4]	1:37.36 [3]	2:06.59 [2]	2:37.78	1:59.46	1:58.10	+33m	10.73m
		Ellen Tormey	Lead	Q3			206m	818m	815m	815m		549m	410m	408m	406m				
6	5	AMOUR MATERNAL	52.09	0:29.04	03.86	07.43	15.44	0:58.39	0:58.36	0:59.56	0:40.08 [10]	1:09.15 [10]	1:38.47 [10]	2:07.51 [8]	2:38.03	1:57.95	1:58.29	+37m	14.11m
		Anne-Maree Conroy	Q1	Q3			207m	817m	816m	820m		549m	409m	408m	408m				
7	4	ROMANTIC NINA	53.50	0:29.52	03.79	07.05	13.90	0:59.54	0:59.35	1:00.89	0:37.73 [1]	1:07.44 [2]	1:37.27 [2]	2:06.79 [3]	2:38.16	2:00.43	1:58.39	+15m	15.89m
		Liam Older	Lead	Q3			206m	810m	809m	809m		546m	405m	405m	404m				

Note: Timing is based on positional data.

[] Indicates rank at the end of each section

--- No data available for this section

N/A Information not available



Bendigo-Professional-2026-06-24

Race 1: ROTHACKER STOCKFEEDS TROT - 2150m

24 June 2026 - 5:57PM



HARNESS RACING VICTORIA

Bendigo Harness Racing Club

RANK	TAB	Horse/Driver	Top Speed (Km/h)	Fastest Section	First 50m	First 100m	First 200m	First Half	Middle Half	Last Half	Lead Time	1st Quarter	2nd Quarter	3rd Quarter	4th Quarter	Last Mile	Mile Rate	Distance Travelled	Gross Time/Margin
												0:37.73	1:07.38 (0:29.65)	1:36.84 (0:29.46)	2:06.42 (0:29.57)				
8	6	SAMMY HALLER	52.20	0:29.02	03.88	07.46	15.63	0:58.34	0:58.22	0:59.49	0:40.45 [12]	1:09.60 [12]	1:38.79 [12]	2:07.82 [10]	2:38.30	1:57.83	1:58.49	+38m	17.78m
		Laura Wilson	Q2	Q3			208m	816m	814m	821m	550m	409m	408m	407m	414m				
9	13	ANTONOV NZ	51.95	0:29.10	03.97	07.66	15.66	0:58.52	0:58.78	0:59.56	0:40.24 [11]	1:09.34 [11]	1:38.76 [11]	2:08.12 [11]	2:38.32	1:58.08	1:58.50	+29m	17.93m
		Rebecca Bartley	Q1	Q1			207m	809m	811m	817m	553m	404m	405m	407m	411m				
10	1	THE ITALIAN DREAM	51.55	0:29.61	03.96	07.44	14.49	0:59.49	0:59.30	1:00.41	0:38.65 [5]	1:08.46 [6]	1:38.14 [8]	2:07.75 [9]	2:38.55	1:59.90	1:58.67	+15m	21.03m
		Graham McDermott	Q2	Q3			204m	810m	810m	811m	544m	405m	405m	405m	407m				
11	12	SAM NIEN	51.95	0:29.12	04.04	07.72	15.21	0:58.49	0:58.39	1:00.74	0:39.52 [9]	1:08.74 [8]	1:38.01 [7]	2:07.12 [6]	2:38.75	1:59.23	1:58.83	+39m	23.74m
		Darren Pace	Q2	Q3			205m	818m	816m	817m	554m	410m	409m	407m	410m				
12	8	TRIPOD NZ	51.55	0:29.59	03.95	07.43	14.56	0:59.51	0:59.31	1:00.67	0:38.95 [7]	1:08.86 [9]	1:38.44 [9]	2:08.16 [12]	2:39.11	2:00.18	1:59.09	+19m	28.57m
		Austin Mifsud	Q2	Q2			204m	811m	809m	810m	548m	406m	405m	405m	406m				

Scratched: SIR EROS (11)

Note: Timing is based on positional data.

[] Indicates rank at the end of each section

--:--:-- No data available for this section

N/A Information not available

Bendigo-Professional-2026-06-24

Race 2: BENDIGO SKI BOAT CENTRE PACE - 2150m

24 June 2026 - 6:29PM



HARNESS RACING VICTORIA



Bendigo Harness Racing Club

RANK	TAB	Horse/ Driver	Top Speed (Km/h)	Fastest Section	First 50m	First 100m	First 200m	First Half	Middle Half	Last Half	Lead Time	1st Quarter	2nd Quarter	3rd Quarter	4th Quarter	Last Mile	Mile Rate	Distance Travelled	Gross Time/ Margin
												1:09.61 (0:30.90)	1:39.46 (0:29.85)	2:08.49 (0:29.03)	2:39.01 (0:30.52)				
1	10	TASMA FLASH	53.46	0:28.47	03.84	07.17	14.10	1:00.88	0:58.26	0:58.03	0:40.09 [9]	1:11.18 [10]	1:40.96 [10]	2:09.43 [8]	2:39.01	1:58.91	1:59.02	+43m	2:39.01
		Matthew Gath	Q3	Q3			204m	818m	818m	823m	551m	410m	408m	409m	414m				
2	3	SALSBOY	55.87	0:29.02	03.55	06.67	13.73	1:00.73	0:58.85	0:59.40	0:39.08 [2]	1:09.97 [3]	1:39.81 [3]	2:08.83 [3]	2:39.21	2:00.13	1:59.17	+10m	2.7m
		Ryan Sanderson	Lead	Q3			202m	810m	808m	809m	541m	406m	404m	404m	405m				
3	4	DREAMTIME NALA	55.58	0:29.02	03.62	06.75	13.45	1:00.75	0:58.87	0:59.78	0:38.71 [1]	1:09.61 [1]	1:39.46 [1]	2:08.49 [1]	2:39.25	2:00.53	1:59.20	+15m	3.29m
		Jack Laugher	Lead	Q3			205m	810m	808m	810m	544m	406m	405m	404m	407m				
4	11	TOPHUT JOHNY	53.21	0:28.52	03.91	07.34	14.45	1:00.86	0:58.27	0:58.13	0:40.44 [10]	1:11.55 [11]	1:41.30 [11]	2:09.82 [11]	2:39.44	1:58.99	1:59.34	+40m	5.75m
		Chris Alford	Q3	Q3			205m	817m	814m	821m	552m	410m	407m	407m	415m				
5	2	MYNAMEISRUBY	53.75	0:29.04	03.70	06.92	13.98	1:00.70	0:58.84	0:59.42	0:39.34 [4]	1:10.25 [5]	1:40.05 [5]	2:09.08 [4]	2:39.46	2:00.12	1:59.36	+12m	6.08m
		Michael Bellman	Lead	Q3			203m	810m	808m	810m	542m	405m	404m	404m	406m				
6	5	QUEENHIGH FLUSH NZ	55.80	0:29.20	03.59	06.70	13.74	1:00.89	0:58.99	0:59.12	0:39.48 [5]	1:10.57 [6]	1:40.37 [7]	2:09.56 [9]	2:39.49	2:00.01	1:59.38	+34m	6.46m
		Alex Ashwood	Lead	Q3			206m	818m	814m	819m	548m	410m	408m	407m	412m				
7	13	TEX GOES BANG	51.70	0:29.07	03.86	07.28	14.64	0:59.09	0:58.91	0:59.75	0:40.66 [11]	1:09.92 [2]	1:39.76 [2]	2:08.83 [2]	2:39.51	1:58.84	1:59.40	+41m	6.79m
		Liam Older	Q1	Q3			207m	821m	814m	814m	556m	414m	408m	406m	408m				

Note: Timing is based on positional data.

[] Indicates rank at the end of each section

--:-- No data available for this section

N/A Information not available



Bendigo-Professional-2026-06-24

Race 2: BENDIGO SKI BOAT CENTRE PACE - 2150m

24 June 2026 - 6:29PM



Bendigo Harness Racing Club

HARNESS RACING VICTORIA

RANK	TAB	Horse/ Driver	Top Speed (Km/h)	Fastest Section	First 50m	First 100m	First 200m	First Half	Middle Half	Last Half	Lead Time	1st Quarter	2nd Quarter	3rd Quarter	4th Quarter	Last Mile	Mile Rate	Distance Travelled	Gross Time/ Margin
												0:38.71	1:09.61 (0:30.90)	1:39.46 (0:29.85)	2:08.49 (0:29.03)				
8	8	KIMCHI	53.71	0:29.03	03.69	06.92	13.96	1:00.69	0:58.81	0:59.13	0:39.72 [6]	1:10.63 [7]	1:40.40 [6]	2:09.43 [7]	2:39.53	1:59.82	1:59.41	+15m	6.97m
		Taylor Youl	Lead	Q3			202m	810m	808m	809m		546m	405m	404m	404m				
9	12	IVE AN IDEA	51.66	0:29.00	04.01	07.60	14.78	1:00.62	0:58.73	0:59.02	0:40.01 [8]	1:10.90 [9]	1:40.63 [9]	2:09.63 [10]	2:39.65	1:59.64	1:59.50	+22m	8.6m
		Ellen Tormey	Q4	Q3			204m	810m	808m	811m		551m	406m	404m	404m				
10	9	FINAL BOW	53.68	0:28.47	03.73	06.95	13.82	1:00.88	0:58.25	0:59.73	0:39.71 [7]	1:10.81 [8]	1:40.59 [8]	2:09.06 [5]	2:40.33	2:00.61	2:00.01	+39m	17.73m
		James Herbertson	Lead	Q3			204m	818m	817m	820m		551m	410m	408m	409m				
11	6	NIVEKALON EAGLE	53.06	0:29.18	03.79	07.12	14.10	1:00.89	0:59.01	1:00.70	0:39.19 [3]	1:10.25 [4]	1:40.09 [4]	2:09.27 [6]	2:40.80	2:01.59	2:00.36	+32m	24.09m
		Tasmyn Potter	Lead	Q3			206m	816m	813m	815m		550m	409m	407m	406m				


Scratched: JERSEY SAM (1), KNOW THE SCORE (7)

Note: Timing is based on positional data.

[] Indicates rank at the end of each section

--:-- No data available for this section

N/A Information not available



HARNESS RACING VICTORIA

Bendigo-Professional-2026-06-24

Race 3: OXLEY FEED MILL 3YO PACE - 2150m

24 June 2026 - 7:02PM



Bendigo Harness Racing Club


RANK	TAB	Horse/ Driver	Top Speed (Km/h)	Fastest Section	First 50m	First 100m	First 200m	First Half	Middle Half	Last Half	Lead Time 0:38.53	1st Quarter	2nd Quarter	3rd Quarter	4th Quarter	Last Mile	Mile Rate	Distance Travelled	Gross Time/ Margin
												1:10.31 (0:31.78)	1:41.69 (0:31.38)	2:10.11 (0:28.42)	2:38.30 (0:28.19)				
1	3	CRACKIN PHILTRA	54.36	0:27.87	03.80	07.03	14.39	1:02.09	0:59.00	0:56.06	0:40.15 [6]	1:11.43 [5]	1:42.23 [4]	2:10.42 [4]	2:38.30	1:58.15	1:58.49	+33m	2:38.30
		James Herbertson	Q4	Q4			206m	818m	815m	817m	548m	410m	408m	407m	411m				
2	11	COCOSWORLD	53.42	0:28.27	03.97	07.35	14.50	1:01.08	0:58.19	0:56.64	0:40.87 [9]	1:12.03 [8]	1:41.95 [2]	2:10.23 [2]	2:38.60	1:57.72	1:58.71	+36m	4.0m
		Jackie Barker	Q4	Q3			205m	819m	815m	815m	553m	411m	408m	406m	408m				
3	10	THERESHEWAS	54.61	0:27.65	04.01	07.48	14.20	1:03.00	0:59.73	0:56.07	0:39.59 [4]	1:11.27 [4]	1:42.57 [6]	2:10.99 [7]	2:38.65	1:59.07	1:58.75	+21m	4.71m
		Abbey Turnbull	Q4	Q4			203m	810m	808m	812m	549m	406m	404m	404m	408m				
4	8	COVERED IN GOLD	54.83	0:28.03	03.80	06.99	13.62	1:03.02	0:59.77	0:56.47	0:39.27 [3]	1:10.96 [3]	1:42.28 [5]	2:10.73 [5]	2:38.76	1:59.49	1:58.83	+18m	6.14m
		Taylor Youl	Lead	Q4			203m	810m	808m	810m	547m	406m	404m	404m	406m				
5	9	AMERICAN GUY	53.93	0:28.17	03.92	07.24	14.18	1:02.09	0:58.95	0:56.45	0:40.49 [8]	1:11.80 [7]	1:42.56 [7]	2:10.74 [6]	2:39.02	1:58.54	1:59.03	+38m	9.63m
		Jack Laugher	Q4	Q3			204m	818m	815m	818m	552m	410m	408m	407m	411m				
6	1	FAMOUS CRIMES	55.84	0:28.42	03.75	06.90	13.54	1:03.15	0:59.79	0:57.34	0:38.53 [1]	1:10.31 [1]	1:41.69 [1]	2:10.11 [1]	2:39.03	2:00.49	1:59.03	+15m	9.74m
		Josh Duggan	Lead	Q3			203m	811m	809m	810m	545m	406m	404m	404m	406m				
7	4	CAPTOTHEMAX	54.61	0:28.12	03.95	07.36	14.81	1:01.79	0:58.67	0:56.40	0:41.07 [10]	1:12.31 [10]	1:42.86 [8]	2:10.98 [8]	2:39.28	1:58.19	1:59.22	+36m	13.1m
		Ellen Tormey	Q4	Q3			206m	818m	815m	819m	549m	410m	408m	407m	412m				

Note: Timing is based on positional data.

[] Indicates rank at the end of each section

--:-- No data available for this section

N/A Information not available



HARNESS RACING VICTORIA

Bendigo-Professional-2026-06-24

Race 3: OXLEY FEED MILL 3YO PACE - 2150m

24 June 2026 - 7:02PM



Bendigo Harness Racing Club

RANK	TAB	Horse/ Driver	Top Speed (Km/h)	Fastest Section	First 50m	First 100m	First 200m	First Half	Middle Half	Last Half	Lead Time	1st Quarter	2nd Quarter	3rd Quarter	4th Quarter	Last Mile	Mile Rate	Distance Travelled	Gross Time/ Margin
												0:38.53	1:10.31 (0:31.78)	1:41.69 (0:31.38)	2:10.11 (0:28.42)				
8	7	GIDGETT KAY	56.52	0:28.46	03.60	06.66	13.24	1:03.08	0:59.81	0:57.74	0:38.90 [2]	1:10.63 [2]	1:41.98 [3]	2:10.43 [3]	2:39.72	2:00.82	1:59.55	+15m	19.08m
		Alex Ashwood	Lead	Q3			204m	810m	809m	810m	545m	406m	404m	405m	406m				
9	6	BRIGHTLY BLAZE	53.78	0:28.20	03.69	07.02	15.22	1:02.88	0:59.45	0:56.45	0:40.44 [7]	1:12.07 [9]	1:43.32 [10]	2:11.53 [9]	2:39.78	1:59.33	1:59.60	+22m	19.9m
		John Caldwell	Q3	Q3			207m	812m	813m	812m	548m	405m	406m	406m	406m				
10	2	FASTTALKINPATTI	53.39	0:28.71	03.76	07.00	14.06	1:03.18	1:00.17	1:00.99	0:39.74 [5]	1:11.45 [6]	1:42.91 [9]	2:11.63 [10]	2:43.91	2:04.17	2:02.69	+16m	75.22m
		Michael Bellman	Lead	Q3			205m	809m	808m	810m	547m	405m	404m	404m	406m				

Scratched: CAMERINA (5)

Note: Timing is based on positional data.

[] Indicates rank at the end of each section

--:-- No data available for this section

N/A Information not available

Bendigo-Professional-2026-06-24

Race 4: ALDEBARAN PARK TROT - 2150m

24 June 2026 - 7:31PM



HARNESS RACING VICTORIA



Bendigo Harness Racing Club

RANK	TAB	Horse/ Driver	Top Speed (Km/h)	Fastest Section	First 50m	First 100m	First 200m	First Half	Middle Half	Last Half	Lead Time 0:38.09	1st Quarter	2nd Quarter	3rd Quarter	4th Quarter	Last Mile	Mile Rate	Distance Travelled	Gross Time/ Margin
												1:09.44 (0:31.35)	1:39.80 (0:30.36)	2:08.91 (0:29.11)	2:39.13 (0:30.22)				
1	7	LITTLE MISS VALLEY	53.10	0:29.11	03.68	06.95	13.94	1:01.71	0:59.47	0:59.33	0:38.09 [1]	1:09.44 [1]	1:39.80 [1]	2:08.91 [1]	2:39.13	2:01.04	1:59.11	+16m	2:39.13
		Brent Thomson	Lead	Q3			206m	810m	809m	810m		546m	405m	405m	404m				
2	5	BROTHER MOUNTAIN	53.35	0:29.00	03.72	06.97	13.92	1:01.73	0:59.43	0:59.21	0:38.44 [2]	1:09.74 [2]	1:40.17 [2]	2:09.17 [2]	2:39.38	2:00.94	1:59.30	+18m	3.34m
		John Caldwell	Lead	Q3			204m	810m	810m	812m		545m	405m	405m	406m				
3	6	VOLDAGHA	52.52	0:28.98	03.88	07.45	15.21	1:01.18	0:59.36	0:59.26	0:39.25 [5]	1:10.05 [3]	1:40.42 [3]	2:09.41 [3]	2:39.70	2:00.44	1:59.54	+30m	7.64m
		Mark Pitt	Q3	Q3			205m	817m	814m	816m		547m	410m	407m	407m				
4	4	AFRICAN GALA	52.99	0:28.99	03.71	07.00	14.23	1:01.73	0:59.49	0:59.53	0:38.84 [3]	1:10.08 [4]	1:40.57 [4]	2:09.57 [4]	2:40.12	2:01.26	1:59.85	+14m	13.25m
		Jordan Leedham	Lead	Q3			203m	810m	809m	811m		543m	406m	405m	404m				
5	8	I AM HARRO	51.95	0:29.43	03.86	07.27	14.44	1:01.49	0:59.74	0:59.04	0:39.66 [6]	1:10.84 [7]	1:41.15 [7]	2:10.57 [7]	2:40.20	2:00.53	1:59.91	+28m	14.35m
		Stephen Boyington	Q3	Q3			202m	815m	813m	814m		550m	407m	407m	406m				
6	2	MATISOFF	51.01	0:29.11	03.82	07.22	14.42	1:01.68	0:59.59	0:59.61	0:39.21 [4]	1:10.41 [6]	1:40.90 [6]	2:10.00 [5]	2:40.50	2:01.28	2:00.14	+17m	18.43m
		Jack Laugher	Lead	Q3			204m	811m	809m	811m		545m	406m	405m	404m				
7	9	SABIHALIL	52.31	0:29.24	03.83	07.25	14.69	1:01.43	0:59.68	1:01.97	0:39.39 [6]	1:10.38 [6]	1:40.82 [6]	2:10.06 [6]	2:42.79	2:03.40	2:01.85	+31m	49.45m
		Austin Mifsud	Lead	Q3			205m	811m	812m	823m		547m	406m	405m	407m				

Note: Timing is based on positional data.

[] Indicates rank at the end of each section

--:-- No data available for this section

N/A Information not available



HARNESS RACING VICTORIA

Bendigo-Professional-2026-06-24

Race 4: ALDEBARAN PARK TROT - 2150m

24 June 2026 - 7:31PM



Bendigo Harness Racing Club

RANK	TAB	Horse/ Driver	Top Speed (Km/h)	Fastest Section	First 50m	First 100m	First 200m	First Half	Middle Half	Last Half	Lead Time	1st Quarter	2nd Quarter	3rd Quarter	4th Quarter	Last Mile	Mile Rate	Distance Travelled	Gross Time/ Margin
												0:38.09	1:09.44 (0:31.35)	1:39.80 (0:30.36)	2:08.91 (0:29.11)				
8	10	BUTLERS WHARF	51.55	0:29.49	03.84	07.28	15.15	1:00.99	0:59.84	1:06.08	0:39.69 [7]	1:10.33 [5]	1:40.68 [5]	2:10.17 [6]	2:46.77	2:07.07	2:04.83	+49m	102.44m
		Josh Duggan	Q3	Q3			205m	817m	815m	823m	558m	410m	407m	408m	416m				
9	1	LUCKY YOU	50.26	0:30.03	03.86	07.46	16.12	1:01.87	1:00.59	1:01.46	0:44.33 [8]	1:15.65 [8]	1:46.22 [8]	2:16.25 [8]	2:47.68	2:03.33	2:05.51	+11m	114.69m
		Luke Dunne	Lead	Q3			202m	810m	808m	809m	543m	405m	405m	404m	405m				

Scratched: SAINT EYES (3)

Note: Timing is based on positional data.

[] Indicates rank at the end of each section

-:--:- No data available for this section

N/A Information not available

Bendigo-Professional-2026-06-24

Race 5: HUNTLY LIFESTYLE ESTATE BY LINCOLN PLACE TROT - 2150m

24 June 2026 - 8:01PM



HARNESS RACING VICTORIA



Bendigo Harness Racing Club

RANK	TAB	Horse/ Driver	Top Speed (Km/h)	Fastest Section	First 50m	First 100m	First 200m	First Half	Middle Half	Last Half	Lead Time 0:39.99	1st Quarter	2nd Quarter	3rd Quarter	4th Quarter	Last Mile	Mile Rate	Distance Travelled	Gross Time/ Margin
												1:11.59 (0:31.60)	1:42.88 (0:31.28)	2:12.68 (0:29.80)	2:41.76 (0:29.08)				
1	9	SEBASTIANS WAITING	53.46	0:28.76	03.99	07.40	14.93	1:02.51	1:00.47	0:58.00	0:41.25 [4]	1:12.53 [5]	1:43.76 [5]	2:13.00 [2]	2:41.76	2:00.51	2:01.08	+35m	2:41.76
		Ross Payne	Q3	Q4			205m	817m	814m	816m		552m	410m	407m	407m				
2	3	SPIRITED GIGI	52.09	0:29.35	03.82	07.14	14.23	1:02.87	1:01.00	0:59.14	0:40.31 [2]	1:11.97 [2]	1:43.19 [2]	2:12.98 [3]	2:42.34	2:02.01	2:01.51	+11m	7.86m
		Neville Pangrazio	Lead	Q4			202m	808m	807m	810m		543m	405m	403m	404m				
3	6	KENNYS SON	53.96	0:29.68	03.71	06.92	13.90	1:02.90	1:01.09	0:59.47	0:39.99 [1]	1:11.59 [1]	1:42.88 [1]	2:12.68 [1]	2:42.36	2:02.37	2:01.53	+11m	8.09m
		James Herbertson	Lead	Q4			204m	809m	808m	808m		543m	405m	404m	404m				
4	8	ITZ CLASSIC GOLD	53.21	0:28.91	04.07	07.65	15.36	1:02.51	1:00.65	0:58.35	0:41.59 [6]	1:12.89 [7]	1:44.10 [7]	2:13.55 [6]	2:42.46	2:00.86	2:01.60	+38m	9.39m
		Liam Older	Q4	Q4			204m	818m	815m	817m		553m	410m	407m	407m				
5	5	ZOOLU	52.16	0:29.06	03.90	07.34	15.17	1:02.46	1:00.98	0:58.84	0:41.35 [5]	1:12.61 [6]	1:43.81 [6]	2:13.59 [7]	2:42.65	2:01.30	2:01.75	+21m	11.99m
		Michael Bellman	Q4	Q4			208m	809m	808m	810m		551m	405m	404m	404m				
6	1	MOONSHINE LOUIE	50.18	0:29.67	04.00	07.50	14.80	1:02.73	1:01.01	0:59.45	0:40.77 [3]	1:12.26 [4]	1:43.49 [4]	2:13.27 [4]	2:42.94	2:02.18	2:01.96	+12m	15.89m
		Ashley Manton	Q3	Q4			203m	809m	808m	809m		544m	405m	404m	404m				
7	2	CEEJAY ON BROADWAY	51.23	0:29.52	03.92	07.34	14.76	1:02.10	1:00.91	0:59.22	0:42.05 [9]	1:12.94 [8]	1:44.15 [8]	2:13.85 [8]	2:43.38	2:01.32	2:02.29	+27m	21.77m
		Jordan Leedham	Q3	Q4			204m	809m	808m	814m		554m	406m	404m	404m				

Note: Timing is based on positional data.

[] Indicates rank at the end of each section


--:-- No data available for this section

N/A Information not available

Bendigo-Professional-2026-06-24

Race 5: HUNTLY LIFESTYLE ESTATE BY LINCOLN PLACE TROT - 2150m

24 June 2026 - 8:01PM



HARNESS RACING VICTORIA



Bendigo Harness Racing Club

RANK	TAB	Horse/ Driver	Top Speed (Km/h)	Fastest Section	First 50m	First 100m	First 200m	First Half	Middle Half	Last Half	Lead Time	1st Quarter	2nd Quarter	3rd Quarter	4th Quarter	Last Mile	Mile Rate	Distance Travelled	Gross Time/ Margin
												0:39.99	1:11.59 (0:31.60)	1:42.88 (0:31.28)	2:12.68 (0:29.80)				
8	10	BETTOR MAN	52.20	0:29.48	03.97	07.48	15.37	1:02.50	1:00.71	0:59.52	0:41.89 [8]	1:13.16 [9]	1:44.39 [9]	2:13.87 [9]	2:43.91	2:02.02	2:02.69	+43m	28.89m
		Jack Laugher	Q3	Q3			206m	818m	814m	820m	555m	410m	408m	407m	414m				
9	4	TRUSCOTTS ELEGANCE	50.51	0:29.95	03.88	07.31	14.97	1:01.64	1:01.22	1:01.92	0:41.70 [7]	1:12.07 [3]	1:43.34 [3]	2:13.28 [5]	2:45.27	2:03.56	2:03.71	+37m	47.11m
		Chris Alford	Lead	Q3			207m	818m	813m	814m	555m	411m	407m	406m	408m				

Scratched: ACOOL INVESTMENT (7)

Note: Timing is based on positional data.

[] Indicates rank at the end of each section

--:--:-- No data available for this section

N/A Information not available

Bendigo-Professional-2026-06-24

Race 6: YABBY DAM RACING TROT - 2150m

24 June 2026 - 8:30PM



HARNESS RACING VICTORIA



Bendigo Harness Racing Club

RANK	TAB	Horse/ Driver	Top Speed (Km/h)	Fastest Section	First 50m	First 100m	First 200m	First Half	Middle Half	Last Half	Lead Time 0:39.98	1st Quarter	2nd Quarter	3rd Quarter	4th Quarter	Last Mile	Mile Rate	Distance Travelled	Gross Time/ Margin
												1:10.03 (0:30.05)	1:41.78 (0:31.75)	2:12.46 (0:30.68)	2:43.37 (0:30.91)				
1	10	ALWAYS SKYE HIGH	50.26	0:29.77	04.13	07.81	15.28	1:01.60	1:01.05	1:00.45	0:41.30 [8]	1:11.63 [8]	1:42.92 [7]	2:12.69 [3]	2:43.37	2:02.05	2:02.28	+48m	2:43.37
		Steve Owen	Q3	Q3			203m	820m	819m	824m	554m	411m	409m	411m	414m				
2	8	LOUIEVILLE LASS	50.29	0:29.76	04.10	07.69	14.99	1:01.92	1:01.19	1:00.28	0:41.39 [9]	1:11.87 [9]	1:43.30 [9]	2:13.06 [5]	2:43.59	2:02.20	2:02.45	+35m	3:02m
		Brett Shipway	Q3	Q3			203m	812m	816m	825m	548m	406m	406m	410m	415m				
3	4	BET BET HOTSHOT	52.85	0:30.31	03.81	07.09	14.31	1:02.18	1:02.03	1:01.14	0:40.34 [3]	1:10.79 [4]	1:42.51 [4]	2:12.82 [4]	2:43.66	2:03.32	2:02.50	+14m	3:86m
		Abby Sanderson	Lead	Q3			203m	810m	808m	810m	543m	406m	404m	404m	407m				
4	3	HEART OF GRACELAND	51.08	0:30.19	03.95	07.40	14.67	1:02.17	1:02.43	1:00.90	0:40.65 [5]	1:11.09 [6]	1:42.81 [6]	2:13.52 [7]	2:43.72	2:03.07	2:02.55	+27m	4:75m
		Lauren White	Q4	Q4			203m	810m	812m	823m	544m	405m	404m	408m	416m				
5	6	MONEY TALKS	50.54	0:30.13	03.94	07.42	15.13	1:01.69	1:02.54	1:01.19	0:40.91 [6]	1:11.12 [5]	1:42.60 [5]	2:13.66 [8]	2:43.79	2:02.88	2:02.60	+29m	5:59m
		Paul Railton	Q4	Q4			206m	817m	813m	813m	548m	410m	408m	406m	407m				
6	2	PLAYA DEL CARMEN	52.81	0:30.31	03.82	07.10	13.96	1:02.16	1:02.03	1:02.24	0:39.98 [1]	1:10.42 [2]	1:42.14 [2]	2:12.46 [1]	2:44.39	2:04.40	2:03.05	+14m	13:69m
		Chris Alford	Lead	Q3			203m	811m	809m	810m	543m	406m	405m	404m	406m				
7	7	IM MISS ROYALTY	50.54	0:30.02	03.91	07.33	14.62	1:01.77	1:02.66	1:04.31	0:40.02 [2]	1:10.03 [1]	1:41.78 [1]	2:12.69 [2]	2:46.09	2:06.08	2:04.32	+30m	36:45m
		Brent White	Lead	Q1			206m	817m	810m	814m	549m	413m	404m	406m	409m				

Note: Timing is based on positional data.

[] Indicates rank at the end of each section


--:--:-- No data available for this section

N/A Information not available

Bendigo-Professional-2026-06-24

Race 6: YABBY DAM RACING TROT - 2150m

24 June 2026 - 8:30PM



HARNESS RACING VICTORIA



Bendigo Harness Racing Club

RANK	TAB	Horse/ Driver	Top Speed (Km/h)	Fastest Section	First 50m	First 100m	First 200m	First Half	Middle Half	Last Half	Lead Time	1st Quarter	2nd Quarter	3rd Quarter	4th Quarter	Last Mile	Mile Rate	Distance Travelled	Gross Time/ Margin
												0:39.98	1:10.03 (0:30.05)	1:41.78 (0:31.75)	2:12.46 (0:30.68)				
8	1	MISS AVENGER	49.46	0:30.31	04.11	07.67	14.98	1:02.08	1:01.98	1:03.66	0:40.95 [7]	1:11.36 [7]	1:43.04 [8]	2:13.35 [6]	2:46.70	2:05.74	2:04.78	+13m	44.74m
		Ian White	Lead	Q3			203m	810m	809m	809m		544m	406m	405m	404m				
9	9	KYVALLEY MISTY	50.40	0:30.27	03.98	07.43	14.65	1:01.75	1:03.89	1:07.41	0:40.37 [4]	1:10.65 [3]	1:42.13 [3]	2:14.55 [9]	2:49.55	2:09.16	2:06.91	+34m	82.88m
		Tristan Larsen	Lead	Q1			204m	818m	814m	815m		551m	410m	408m	407m				

Scratched: MADGE EGAN (5)

Note: Timing is based on positional data.

[] Indicates rank at the end of each section

--:--:-- No data available for this section

N/A Information not available



HARNESS RACING VICTORIA

Bendigo-Professional-2026-06-24

Race 7: HAEUSLERS ECHUCA PACE - 1650m

24 June 2026 - 9:05PM



Bendigo Harness Racing Club


RANK	TAB	Horse/ Driver	Top Speed (Km/h)	Fastest Section	First 50m	First 100m	First 200m	First Half	Middle Half	Last Half	Lead Time	1st Quarter	2nd Quarter	3rd Quarter	4th Quarter	Last Mile	Mile Rate	Distance Travelled	Gross Time/ Margin
												0:30.78 (0:28.79)	0:59.76 (0:28.98)	1:28.31 (0:28.55)	1:57.77 (0:29.46)				
1	9	WATCH YOUR BACK NZ	53.10	0:28.55	03.73	07.00	14.00	0:57.95	0:57.40	0:57.40	0:02.42 [8]	0:31.52 [6]	1:00.36 [5]	1:28.92 [5]	1:57.77	1:55.35	1:54.86	+28m	1:57.77
		Luke Dunne	Q4	Q3			204m	818m	813m	817m	42m	410m	408m	405m	412m				
2	2	SPORTING RAGE	54.86	0:28.54	03.62	06.77	13.57	0:57.72	0:57.53	0:58.28	0:02.06 [4]	0:30.78 [1]	0:59.76 [1]	1:28.31 [1]	1:58.07	1:56.01	1:55.16	+10m	4.04m
		James Herbertson	Q1	Q3			203m	810m	808m	810m	40m	406m	404m	404m	407m				
3	4	TALISKER SKIPPER	55.01	0:28.53	03.59	06.76	13.73	0:57.77	0:57.40	0:58.46	0:02.04 [2]	0:30.94 [2]	0:59.82 [2]	1:28.35 [2]	1:58.28	1:56.23	1:55.36	+20m	6.83m
		David Miles	Q1	Q3			205m	817m	812m	814m	40m	410m	407m	405m	409m				
4	3	ARE WEASLEY	52.85	0:28.57	03.73	07.01	13.98	0:57.92	0:57.41	0:58.38	0:02.13 [5]	0:31.21 [4]	1:00.05 [4]	1:28.62 [3]	1:58.44	1:56.30	1:55.52	+23m	9.08m
		Connor Clarke	Q1	Q3			204m	818m	813m	815m	40m	410m	407m	406m	410m				
5	8	LETS WENT	54.25	0:28.57	03.69	06.89	13.66	0:57.67	0:57.47	0:58.47	0:02.43 [7]	0:31.19 [3]	1:00.09 [3]	1:28.68 [4]	1:58.59	1:56.14	1:55.67	+12m	11.05m
		Taylor Youl	Q1	Q3			203m	811m	809m	809m	43m	406m	405m	404m	405m				
6	6	TOOBY GOLD	53.03	0:28.56	03.66	06.98	14.53	0:58.61	0:57.40	0:58.20	0:02.07 [3]	0:31.83 [7]	1:00.67 [7]	1:29.23 [7]	1:58.88	1:56.81	1:55.95	+24m	14.93m
		Ryan Sanderson	Lead	Q3			206m	819m	812m	815m	40m	412m	407m	405m	410m				
7	7	CLASSICALLY SMOOTH	52.13	0:28.59	03.75	07.15	14.65	0:58.17	0:57.55	0:58.61	0:02.32 [6]	0:31.54 [5]	1:00.49 [6]	1:29.08 [6]	1:59.11	1:56.78	1:56.17	+11m	18.04m
		Jack Laugher	Q1	Q3			205m	812m	809m	808m	40m	407m	405m	404m	404m				

Note: Timing is based on positional data.

[] Indicates rank at the end of each section

--:-- No data available for this section

N/A Information not available



HARNESS RACING VICTORIA

Bendigo-Professional-2026-06-24

Race 7: HAEUSLERS ECHUCA PACE - 1650m

24 June 2026 - 9:05PM



Bendigo Harness Racing Club

RANK	TAB	Horse/ Driver	Top Speed (Km/h)	Fastest Section	First 50m	First 100m	First 200m	First Half	Middle Half	Last Half	Lead Time	1st Quarter	2nd Quarter	3rd Quarter	4th Quarter	Last Mile	Mile Rate	Distance Travelled	Gross Time/ Margin
												0:30.78 (0:28.79)	0:59.76 (0:28.98)	1:28.31 (0:28.55)	1:57.77 (0:29.46)				
8	5	BLUE CANNON Josh Duggan	56.20	0:29.36	03.55	06.65	14.74	1:07.37	0:58.96	0:59.39	0:01.99 [1]	0:40.00 [8]	1:09.35 [8]	1:38.96 [8]	2:08.75	2:06.76	2:05.57	+29m	147.28m
			Q1	Q2								(0:38.01)	(0:29.36)	(0:29.60)	(0:29.79)				

Scratched: TREACHEROUSTIMES (1)

Note: Timing is based on positional data.

[] Indicates rank at the end of each section

--:--:-- No data available for this section

N/A Information not available

Bendigo-Professional-2026-06-24

Race 8: REVOLVE PRINT PACE - 1650m

24 June 2026 - 9:35PM



HARNESS RACING VICTORIA



Bendigo Harness Racing Club

RANK	TAB	Horse/ Driver	Top Speed (Km/h)	Fastest Section	First 50m	First 100m	First 200m	First Half	Middle Half	Last Half	Lead Time	1st Quarter	2nd Quarter	3rd Quarter	4th Quarter	Last Mile	Mile Rate	Distance Travelled	Gross Time/ Margin
												0:30.79	1:01.96 (0:31.17)	1:30.84 (0:28.88)	1:59.07 (0:28.23)				
1	3	WILL HE REIGN	56.09	0:28.22	03.53	06.62	13.33	0:59.96	1:00.04	0:57.09	0:02.01 [2]	0:30.79 [1]	1:01.96 [1]	1:30.84 [1]	1:59.07	1:57.05	1:56.13	+10m	1:59.07
		Laura Wilson	Q1	Q4			202m	809m	808m	811m		40m	405m	404m	404m				
2	6	FOREGONE CONCLUSI	54.54	0:28.50	03.62	06.80	13.56	1:00.03	1:00.03	0:57.46	0:02.14 [3]	0:31.10 [3]	1:02.17 [2]	1:31.13 [2]	1:59.63	1:57.49	1:56.67	+26m	7.43m
		Connor Clarke	Q1	Q4			207m	821m	814m	815m		40m	413m	408m	406m				
3	5	SWAYWITHSIERRA	55.94	0:28.54	03.53	06.67	13.63	1:00.39	0:59.97	0:57.48	0:02.07 [2]	0:31.43 [4]	1:02.46 [4]	1:31.40 [4]	1:59.94	1:57.87	1:56.98	+23m	11.61m
		Ryan Sanderson	Q1	Q4			205m	818m	815m	815m		40m	410m	408m	406m				
4	4	KYRGIOS	54.61	0:28.30	03.57	06.81	13.88	1:00.65	0:59.96	0:57.26	0:02.15 [5]	0:31.80 [6]	1:02.80 [6]	1:31.76 [7]	2:00.06	1:57.91	1:57.10	+26m	13.32m
		Jackie Barker	Q1	Q4			205m	818m	815m	819m		40m	410m	408m	407m				
5	7	BETTORSWEETVICTORY	54.58	0:28.04	03.75	07.19	14.44	1:01.14	0:59.00	0:56.60	0:02.33 [6]	0:32.51 [8]	1:03.47 [8]	1:31.51 [5]	2:00.08	1:57.74	1:57.12	+30m	13.57m
		Chris Alford	Q3	Q3			205m	819m	818m	821m		40m	411m	408m	410m				
6	9	SHAQ	54.22	0:28.46	03.69	06.89	13.72	1:00.30	1:00.11	0:57.52	0:02.36 [7]	0:31.61 [5]	1:02.66 [5]	1:31.72 [6]	2:00.18	1:57.82	1:57.21	+5m	14.81m
		Jack Laugher	Q1	Q4			203m	810m	809m	811m		34m	406m	405m	404m				
7	8	HAPPENSTBABEACHBOY	54.29	0:28.43	03.77	07.20	14.37	1:00.84	0:59.69	0:57.10	0:02.39 [8]	0:32.21 [7]	1:03.23 [7]	1:31.90 [8]	2:00.33	1:57.94	1:57.36	+20m	17.46m
		James Herbertson	Q3	Q4			205m	817m	817m	819m		34m	408m	408m	408m				

Note: Timing is based on positional data.

[] Indicates rank at the end of each section

--:-- No data available for this section

N/A Information not available

Bendigo-Professional-2026-06-24

Race 8: REVOLVE PRINT PACE - 1650m

24 June 2026 - 9:35PM



HARNESS RACING VICTORIA



Bendigo Harness Racing Club

RANK	TAB	Horse/ Driver	Top Speed (Km/h)	Fastest Section	First 50m	First 100m	First 200m	First Half	Middle Half	Last Half	Lead Time	1st Quarter	2nd Quarter	3rd Quarter	4th Quarter	Last Mile	Mile Rate	Distance Travelled	Gross Time/ Margin
												0:30.79	1:01.96 (0:31.17)	1:30.84 (0:28.88)	1:59.07 (0:28.23)				
8	1	WILD IDEAL Alex Ashwood	54.40	0:28.96	03.64	06.83	13.59	1:00.14	1:00.14	0:58.32	0:02.14 [5]	0:31.10 [3]	1:02.28 [3]	1:31.24 [3]	2:00.60	1:58.46	1:57.63	+9m	20.52m
			Q1	Q1			202m	809m	808m	810m	40m	405m	404m	404m	406m				

Scratched: FAVOURITEHIGHLIGHT (2)

Note: Timing is based on positional data.

[] Indicates rank at the end of each section

--:--:-- No data available for this section

N/A Information not available

Bendigo-Professional-2026-06-24

Race 9: GARRARDS HORSE & HOUND MARES PACE - 2150m

24 June 2026 - 10:04PM



HARNESS RACING VICTORIA



Bendigo Harness Racing Club

RANK	TAB	Horse/Driver	Top Speed (Km/h)	Fastest Section	First 50m	First 100m	First 200m	First Half	Middle Half	Last Half	Lead Time	1st Quarter	2nd Quarter	3rd Quarter	4th Quarter	Last Mile	Mile Rate	Distance Travelled	Gross Time/Margin
												1:06.08 (0:29.24)	1:36.17 (0:30.09)	2:05.14 (0:28.97)	2:34.51 (0:29.37)				
1	4	MIDNIGHT ALIBI	55.51	0:28.22	04.02	07.56	14.80	0:58.17	0:58.35	0:57.26	0:39.07 [6]	1:07.93 [6]	1:37.24 [6]	2:06.28 [6]	2:34.51	1:55.43	1:55.65	+35m	2:34.51
		Alex Ashwood	Q4	Q4			204m	815m	817m	822m	548m	407m	408m	409m	413m				
2	5	SUMTHIN ELSE	53.32	0:29.06	03.86	07.35	14.45	0:58.55	0:58.56	0:58.16	0:38.48 [5]	1:07.56 [5]	1:37.03 [5]	2:06.13 [5]	2:35.19	1:56.71	1:56.16	+23m	9.12m
		David Miles	Q4	Q4			204m	812m	814m	818m	543m	405m	407m	408m	410m				
3	7	HALF PRICE BRIDE	52.92	0:28.81	04.07	07.69	15.27	0:58.12	0:58.15	0:57.65	0:39.51 [7]	1:08.33 [7]	1:37.64 [7]	2:06.48 [7]	2:35.28	1:55.77	1:56.24	+33m	10.42m
		Ellen Tormey	Q3	Q1			207m	817m	815m	817m	549m	408m	409m	406m	411m				
4	3	MADAM REACTOR	55.91	0:28.86	03.73	06.88	13.41	0:59.26	0:58.88	0:59.01	0:37.09 [2]	1:06.33 [2]	1:36.34 [2]	2:05.20 [2]	2:35.36	1:58.27	1:56.29	+29m	11.37m
		Liam Older	Lead	Q3			205m	819m	814m	814m	546m	410m	409m	406m	408m				
5	8	RAKAROMPA NZ	55.62	0:29.03	03.73	06.88	13.33	0:59.31	0:59.12	0:59.96	0:37.26 [3]	1:06.48 [3]	1:36.56 [3]	2:05.60 [3]	2:36.53	1:59.27	1:57.16	+18m	27.05m
		Darren Pace	Lead	Q3			203m	810m	809m	811m	547m	405m	405m	404m	406m				
6	1	MYRTLE MAY	55.94	0:28.97	03.69	06.79	13.25	0:59.33	0:59.06	1:00.45	0:36.84 [1]	1:06.08 [1]	1:36.17 [1]	2:05.14 [1]	2:36.62	1:59.78	1:57.23	+11m	28.32m
		Kerryn Manning	Lead	Q3			203m	811m	808m	808m	542m	406m	405m	403m	405m				
7	2	EMJAY JAZZ	53.53	0:29.25	03.80	07.04	13.79	0:59.27	0:59.30	1:01.35	0:37.36 [4]	1:06.61 [4]	1:36.63 [4]	2:05.92 [4]	2:38.00	2:00.62	1:58.26	+30m	46.71m
		Daryl Douglas	Lead	Q1			205m	820m	816m	813m	547m	410m	409m	406m	406m				

Note: Timing is based on positional data.

[] Indicates rank at the end of each section


--:--:-- No data available for this section

N/A Information not available

Bendigo-Professional-2026-06-24

Race 9: GARRARDS HORSE & HOUND MARES PACE - 2150m

24 June 2026 - 10:04PM



HARNESS RACING VICTORIA



Bendigo Harness Racing Club

Scratched: TRYX VIXEN (6), MIKIS PLEASURE (9)

Note: Timing is based on positional data.

[] Indicates rank at the end of each section

--:-- No data available for this section

N/A Information not available

Data processed by  **TRIPLES**DATA

Bendigo-Professional-2026-06-24

Race 10: SIMONDS HOMES BENDIGO 3YO MAIDEN TROT - 2150m

24 June 2026 - 10:32PM



HARNESS RACING VICTORIA



Bendigo Harness Racing Club

RANK	TAB	Horse/ Driver	Top Speed (Km/h)	Fastest Section	First 50m	First 100m	First 200m	First Half	Middle Half	Last Half	Lead Time 0:40.76	1st Quarter	2nd Quarter	3rd Quarter	4th Quarter	Last Mile	Mile Rate	Distance Travelled	Gross Time/ Margin
												1:10.93 (0:30.17)	1:42.68 (0:31.75)	2:13.26 (0:30.57)	2:43.59 (0:30.33)				
1	6	MISTER DEVEREAUX	52.92	0:30.16	03.74	07.03	14.38	1:01.91	1:02.32	1:00.89	0:40.76 [1]	1:10.93 [1]	1:42.68 [1]	2:13.26 [1]	2:43.59	2:02.80	2:02.45	+17m	2:43.59
		Emmett Brosnan	Lead	Q1			206m	811m	810m	811m		545m	406m	405m	404m				
2	7	WAR DAN PHOENIX	49.82	0:30.32	04.02	07.72	15.88	1:01.17	1:01.11	1:01.02	0:42.76 [8]	1:13.14 [8]	1:43.93 [8]	2:14.25 [6]	2:44.95	2:02.19	2:03.46	+32m	18.18m
		David Miles	Q3	Q3			207m	812m	813m	820m		550m	406m	406m	407m				
3	9	LIFE ON THE HILL	50.54	0:30.13	04.02	07.60	15.17	1:01.35	1:01.61	1:01.59	0:42.08 [7]	1:12.21 [6]	1:43.42 [6]	2:13.81 [4]	2:45.01	2:02.94	2:03.51	+44m	19.02m
		Jordan Leedham	Q1	Q1			204m	821m	819m	822m		550m	411m	410m	409m				
4	5	PARDRAY	52.31	0:30.18	03.76	07.07	14.52	1:01.92	1:02.51	1:02.87	0:41.04 [2]	1:11.22 [3]	1:42.97 [3]	2:13.74 [3]	2:45.84	2:04.79	2:04.13	+14m	30.08m
		Ryan Sanderson	Lead	Q1			203m	812m	809m	810m		542m	406m	405m	404m				
5	2	VOUCHER QUEEN	52.27	0:29.91	03.96	07.57	15.22	1:01.52	1:02.86	1:05.86	0:41.32 [3]	1:11.22 [2]	1:42.83 [2]	2:14.08 [5]	2:48.70	2:07.38	2:06.28	+27m	68.56m
		Chris Alford	Q1	Q1			204m	819m	815m	815m		543m	410m	409m	406m				
6	8	RIPPING RONALDO	50.72	0:29.95	04.11	07.75	15.46	1:01.41	1:01.71	1:07.10	0:41.71 [5]	1:11.66 [4]	1:43.12 [4]	2:13.37 [2]	2:50.23	2:08.51	2:07.42	+50m	88.99m
		Alex Ashwood	Q1	Q1			205m	821m	819m	821m		558m	411m	410m	409m				
7	1	DALAHASTEN	50.62	0:30.30	03.87	07.28	14.79	1:01.94	1:02.56	1:08.01	0:41.38 [4]	1:11.68 [5]	1:43.32 [5]	2:14.26 [7]	2:51.34	2:09.95	2:08.25	+13m	103.93m
		Jackie Barker	Lead	Q1			204m	812m	810m	809m		542m	406m	406m	404m				

Note: Timing is based on positional data.

[] Indicates rank at the end of each section


--:-- No data available for this section

N/A Information not available

Bendigo-Professional-2026-06-24

Race 10: SIMONDS HOMES BENDIGO 3YO MAIDEN TROT - 2150m

24 June 2026 - 10:32PM



HARNESS RACING VICTORIA



Bendigo Harness Racing Club

RANK	TAB	Horse/ Driver	Top Speed (Km/h)	Fastest Section	First 50m	First 100m	First 200m	First Half	Middle Half	Last Half	Lead Time	1st Quarter	2nd Quarter	3rd Quarter	4th Quarter	Last Mile	Mile Rate	Distance Travelled	Gross Time/ Margin
												0:40.76	1:10.93 (0:30.17)	1:42.68 (0:31.75)	2:13.26 (0:30.57)				
8	4	LOVE DANCIN Liam Older	49.39	0:30.81	03.94	07.49	15.19	1:01.74	1:02.59	1:08.87	0:41.97 [6]	1:12.77 [7]	1:43.70 [7]	2:15.36 [8]	2:52.56	2:10.61	2:09.17	+18m	120.42m
			Lead	Q1			205m	811m	810m	811m	545m	406m	406m	405m	406m				

Scratched: VIXAN (3)

Note: Timing is based on positional data.

[] Indicates rank at the end of each section

--:-- No data available for this section

N/A Information not available