

Bendigo-Professional-2026-04-22

Race 1: ALABAR BLOODSTOCK PACE - 2150m

22 April 2026 - 5:53PM



HARNESS RACING VICTORIA



Bendigo Harness Racing Club


RANK	TAB	Horse/ Driver	Top Speed (Km/h)	Fastest Section	First 50m	First 100m	First 200m	First Half	Middle Half	Last Half	Lead Time	1st Quarter	2nd Quarter	3rd Quarter	4th Quarter	Last Mile	Mile Rate	Distance Travelled	Gross Time/ Margin
												1:11.80 (0:32.30)	1:43.00 (0:31.20)	2:09.90 (0:26.90)	2:37.70 (0:27.80)				
1	4	SAVON DE ROCHE	56.66	0:26.96	03.67	06.83	13.59	1:03.66	0:57.97	0:55.19	0:38.85 [2]	1:11.50 [2]	1:42.51 [2]	2:09.47 [1]	2:37.70	1:58.85	1:58.04	+20m	2:37.70
		Ewa Justice	Q3	Q3			205m	814m	810m	810m	545m	408m	406m	404m	406m				
2	2	LORIMERMAJOR	56.23	0:27.05	03.64	06.87	13.81	1:03.63	0:58.02	0:55.10	0:39.28 [4]	1:11.95 [4]	1:42.93 [3]	2:09.98 [3]	2:38.04	1:58.73	1:58.30	+18m	4.63m
		Tayla French	Q3	Q3			204m	815m	810m	809m	544m	408m	406m	404m	405m				
3	10	FLOJOS BEST	57.20	0:26.65	03.76	07.10	14.06	1:03.59	0:57.55	0:55.11	0:39.82 [8]	1:12.51 [8]	1:43.40 [7]	2:10.06 [4]	2:38.52	1:58.70	1:58.66	+38m	11.08m
		Jack Laugher	Q3	Q3			204m	818m	816m	819m	550m	410m	408m	408m	411m				
4	7	STARZINHEREYES	56.30	0:26.99	03.74	07.17	14.82	1:03.53	0:57.83	0:54.77	0:40.52 [10]	1:13.22 [10]	1:44.05 [11]	2:11.04 [10]	2:38.82	1:58.30	1:58.88	+35m	15.03m
		Jordan Leedham	Q3	Q3			208m	817m	814m	819m	550m	410m	407m	407m	413m				
5	8	FEEL THE REIGN	55.26	0:27.46	03.72	06.89	13.57	1:03.73	0:58.63	0:55.68	0:39.45 [5]	1:12.03 [5]	1:43.19 [6]	2:10.66 [8]	2:38.89	1:59.41	1:58.93	+11m	15.93m
		Alex Ashwood	Q3	Q3			202m	805m	807m	810m	546m	403m	403m	404m	406m				
6	1	SIR SONNY MAGUIRE	55.51	0:27.62	03.67	06.79	13.55	1:03.75	0:58.81	0:56.18	0:39.09 [3]	1:11.66 [3]	1:42.85 [4]	2:10.47 [6]	2:39.04	1:59.93	1:59.04	+12m	17.98m
		Mark Pitt	Lead	Q3			203m	806m	808m	814m	543m	403m	403m	405m	408m				
7	6	ANIMADO	56.88	0:26.65	03.70	06.96	14.22	1:03.13	0:57.05	0:55.25	0:40.73 [11]	1:13.46 [11]	1:43.86 [10]	2:10.51 [7]	2:39.11	1:58.38	1:59.09	+42m	18.9m
		Glenn Bull	Q3	Q3			208m	819m	818m	822m	553m	410m	409m	409m	412m				

Note: Timing is based on positional data.

[] Indicates rank at the end of each section

--:-- No data available for this section

N/A Information not available



HARNESS RACING VICTORIA

Bendigo-Professional-2026-04-22

Race 1: ALABAR BLOODSTOCK PACE - 2150m

22 April 2026 - 5:53PM



Bendigo Harness Racing Club

RANK	TAB	Horse/Driver	Top Speed (Km/h)	Fastest Section	First 50m	First 100m	First 200m	First Half	Middle Half	Last Half	Lead Time	1st Quarter	2nd Quarter	3rd Quarter	4th Quarter	Last Mile	Mile Rate	Distance Travelled	Gross Time/Margin
												0:39.50	1:11.80 (0:32.30)	1:43.00 (0:31.20)	2:09.90 (0:26.90)				
8	11	IM DUSTEE	54.04	0:27.61	03.84	07.25	14.45	1:03.79	0:58.73	0:55.70	0:39.72 [7]	1:12.39 [7]	1:43.52 [8]	2:11.13 [11]	2:39.22	1:59.49	1:59.18	+14m	20.4m
		Eddie Tappe	Q3	Q3			205m	806m	806m	810m	549m	403m	403m	404m	406m				
9	3	SHAQ	55.91	0:27.19	03.79	07.18	14.63	1:03.59	0:58.09	0:55.62	0:40.16 [9]	1:12.85 [9]	1:43.75 [9]	2:10.94 [9]	2:39.37	1:59.21	1:59.29	+29m	22.45m
		Ellen Tormey	Q3	Q3			205m	818m	813m	814m	547m	410m	408m	406m	409m				
10	5	CATIES SON	56.38	0:27.73	03.60	06.69	13.33	1:03.82	0:58.94	0:56.89	0:38.75 [1]	1:11.35 [1]	1:42.56 [1]	2:10.28 [5]	2:39.46	2:00.71	1:59.36	+12m	23.59m
		Tasmyn Potter	Lead	Q3			206m	806m	808m	810m	546m	403m	403m	405m	405m				
11	9	ROCK PHONE	57.78	0:26.56	03.70	06.87	13.82	1:03.60	0:57.48	0:56.30	0:39.56 [6]	1:12.25 [6]	1:43.17 [5]	2:09.74 [2]	2:39.49	1:59.90	1:59.38	+32m	24.03m
		Leigh Sutton	Q3	Q3			204m	816m	815m	816m	550m	409m	407m	407m	408m				

Note: Timing is based on positional data.

[] Indicates rank at the end of each section

-:--:- No data available for this section

N/A Information not available

Bendigo-Professional-2026-04-22

Race 2: SMARTLOANS BENDIGO MAIDEN PACE - 1650m

22 April 2026 - 6:22PM



HARNESS RACING VICTORIA



Bendigo Harness Racing Club


RANK	TAB	Horse/ Driver	Top Speed (Km/h)	Fastest Section	First 50m	First 100m	First 200m	First Half	Middle Half	Last Half	Lead Time 0:02.90	1st Quarter	2nd Quarter	3rd Quarter	4th Quarter	Last Mile	Mile Rate	Distance Travelled	Gross Time/ Margin
												0:30.80 (0:27.90)	1:03.00 (0:32.20)	1:31.70 (0:28.70)	2:00.60 (0:28.90)				
1	12	LA SMOOCH	53.39	0:28.55	04.15	07.72	14.66	1:00.12	0:59.23	0:57.56	0:02.95 [11]	0:32.38 [8]	1:03.06 [2]	1:31.62 [2]	2:00.65	1:57.70	1:57.67	+27m	2:00.65
		Tasmyn Potter	Q3	Q3			205m	819m	814m	814m	44m	411m	408m	405m	409m				
2	3	JANSEN	54.18	0:28.61	03.68	06.92	13.66	1:00.92	1:00.92	0:57.56	0:02.31 [3]	0:30.93 [2]	1:03.24 [3]	1:31.86 [4]	2:00.83	1:58.49	1:57.85	+9m	2.49m
		Sean O'Sullivan	Q1	Q1			202m	809m	810m	810m	39m	405m	404m	406m	405m				
3	4	JUST LIKE NUGGET	53.32	0:28.53	03.74	07.01	14.02	1:00.97	1:00.41	0:57.48	0:02.39 [5]	0:31.48 [4]	1:03.37 [4]	1:31.90 [5]	2:00.86	1:58.45	1:57.88	+15m	2.87m
		Ewa Justice	Q1	Q3			205m	815m	811m	811m	39m	409m	406m	405m	407m				
4	10	SPOT THE DEVIL	52.88	0:28.55	04.03	07.48	14.41	1:00.96	0:59.94	0:57.53	0:02.69 [10]	0:32.28 [7]	1:03.66 [7]	1:32.20 [8]	2:01.19	1:58.49	1:58.20	+22m	7.31m
		Tony Barresi	Q3	Q3			205m	816m	812m	813m	43m	409m	407m	405m	408m				
5	5	ILLBEYOURLOVERTWO	55.15	0:28.18	03.61	06.82	13.54	1:00.52	1:01.11	0:58.45	0:02.28 [1]	0:30.47 [1]	1:02.81 [1]	1:31.57 [1]	2:01.26	1:58.97	1:58.27	+10m	8.29m
		Ashley Manton	Q1	Q1			206m	812m	809m	810m	38m	407m	404m	405m	405m				
6	8	THATS ME AGAIN	53.03	0:28.70	03.91	07.21	14.11	1:01.19	1:00.88	0:57.47	0:02.66 [8]	0:31.67 [5]	1:03.84 [9]	1:32.54 [9]	2:01.32	1:58.66	1:58.33	+11m	9.03m
		Stephen Boyington	Q3	Q3			202m	806m	808m	812m	43m	403m	403m	404m	408m				
7	9	BETTING ATTACK	53.35	0:28.37	03.88	07.18	14.08	1:00.78	0:59.83	0:58.01	0:02.56 [7]	0:31.89 [6]	1:03.35 [5]	1:31.72 [3]	2:01.37	1:58.79	1:58.38	+30m	9.71m
		Taylor Youl	Q3	Q3			204m	818m	817m	819m	43m	409m	409m	408m	411m				

Note: Timing is based on positional data.

[] Indicates rank at the end of each section

--:-- No data available for this section

N/A Information not available



Bendigo-Professional-2026-04-22

Race 2: SMARTLOANS BENDIGO MAIDEN PACE - 1650m

22 April 2026 - 6:22PM



Bendigo Harness Racing Club

HARNESS RACING VICTORIA

RANK	TAB	Horse/ Driver	Top Speed (Km/h)	Fastest Section	First 50m	First 100m	First 200m	First Half	Middle Half	Last Half	Lead Time	1st Quarter	2nd Quarter	3rd Quarter	4th Quarter	Last Mile	Mile Rate	Distance Travelled	Gross Time/ Margin
												0:30.80 (0:27.90)	1:03.00 (0:32.20)	1:31.70 (0:28.70)	2:00.60 (0:28.90)				
8	13	SWEET FACE	52.85	0:28.32	03.97	07.49	14.84	1:01.09	0:59.36	0:57.60	0:02.67 [9]	0:32.72 [9]	1:03.77 [8]	1:32.09 [6]	2:01.38	1:58.69	1:58.38	+32m	9.83m
		Glenn Bull	Q3	Q3			206m	820m	817m	819m		43m	411m	408m	408m				
9	2	STYLISH SAINT	52.96	0:28.64	03.65	06.96	14.02	1:01.30	1:00.95	0:58.06	0:02.33 [2]	0:31.31 [3]	1:03.62 [6]	1:32.26 [7]	2:01.69	1:59.36	1:58.69	+2m	14.03m
		Ellen Tormey	Q3	Q3			202m	805m	807m	809m		38m	402m	403m	404m				
10	6	MAC JAMES	52.38	0:28.71	03.83	07.30	14.71	1:01.67	0:59.65	0:57.93	0:02.39 [6]	0:33.12 [11]	1:04.06 [10]	1:32.77 [11]	2:02.00	1:59.60	1:58.99	+18m	18.16m
		Michael Bellman	Q3	Q3			205m	816m	809m	813m		39m	413m	404m	405m				
11	7	ORION ART	52.78	0:28.35	03.74	07.15	14.69	1:01.89	0:59.47	0:58.28	0:02.34 [4]	0:33.12 [10]	1:04.24 [11]	1:32.59 [10]	2:02.52	2:00.17	1:59.50	+35m	25.19m
		Josh Duggan	Q3	Q3			209m	826m	817m	820m		38m	418m	409m	408m				

Scratched: IMAGUNNARESTNGO (1), BEST BY A MILE (11)

Note: Timing is based on positional data.

[] Indicates rank at the end of each section

-:--:- No data available for this section

N/A Information not available

Bendigo-Professional-2026-04-22

Race 3: SIMONDS HOMES BENDIGO VICBRED VOUCHER TROT - 2150m

22 April 2026 - 6:50PM



HARNESS RACING VICTORIA



Bendigo Harness Racing Club

RANK	TAB	Horse/ Driver	Top Speed (Km/h)	Fastest Section	First 50m	First 100m	First 200m	First Half	Middle Half	Last Half	Lead Time	1st Quarter	2nd Quarter	3rd Quarter	4th Quarter	Last Mile	Mile Rate	Distance Travelled	Gross Time/ Margin
												0:39.10	1:09.80 (0:30.70)	1:39.60 (0:29.80)	2:08.70 (0:29.10)				
1	9	MUSKEE	53.06	0:29.17	03.81	07.17	14.21	0:59.87	0:58.56	0:58.94	0:39.36 [6]	1:09.84 [4]	1:39.23 [2]	2:08.40 [2]	2:38.17	1:58.81	1:58.40	+33m	2:38.17
		Ewa Justice	Q2	Q3			204m	820m	814m	815m	549m	412m	408m	406m	408m				
2	2	WATCH AND ACT	53.24	0:29.19	03.76	07.03	13.76	1:00.77	0:58.86	0:59.37	0:38.59 [2]	1:09.69 [3]	1:39.37 [3]	2:08.56 [3]	2:38.73	2:00.14	1:58.81	+8m	7.39m
		Michael Bellman	Lead	Q3			203m	805m	807m	812m	543m	402m	403m	405m	407m				
3	4	FAITH FULL	55.37	0:29.16	03.63	06.76	13.43	1:00.81	0:58.85	0:59.66	0:38.27 [1]	1:09.39 [1]	1:39.07 [1]	2:08.23 [1]	2:38.73	2:00.47	1:58.81	+8m	7.52m
		Matthew Gath	Lead	Q3			204m	805m	807m	811m	544m	402m	402m	404m	406m				
4	10	IM ABOVE THE LAW	54.07	0:28.59	03.74	07.15	14.52	1:00.48	0:58.33	0:58.89	0:39.68 [7]	1:10.41 [7]	1:40.16 [8]	2:08.75 [5]	2:39.05	1:59.37	1:59.05	+44m	11.78m
		Jordan Leedham	Lead	Q3			204m	819m	817m	821m	554m	411m	408m	409m	412m				
5	6	DISTANT SUN	54.86	0:29.22	03.61	06.76	13.49	1:00.85	0:59.04	0:59.62	0:38.63 [3]	1:09.66 [2]	1:39.48 [4]	2:08.70 [4]	2:39.11	2:00.47	1:59.10	+29m	12.54m
		Jodi Quinlan	Lead	Q3			206m	818m	814m	815m	547m	410m	408m	406m	409m				
6	3	PRETTYBOY HARRY	52.38	0:29.21	03.84	07.17	14.13	1:00.86	0:59.07	0:59.49	0:39.02 [4]	1:10.02 [5]	1:39.87 [6]	2:09.08 [8]	2:39.37	2:00.35	1:59.29	+26m	16.05m
		Brent Thomson	Lead	Q3			204m	818m	814m	815m	544m	410m	408m	406m	409m				
7	7	MAJESTIC TOOTH	52.81	0:29.28	03.70	06.98	14.20	1:00.00	0:58.81	0:59.49	0:40.04 [8]	1:10.51 [8]	1:40.04 [7]	2:09.33 [9]	2:39.55	1:59.49	1:59.42	+25m	18.39m
		Josh Duggan	Lead	Q3			209m	812m	809m	810m	554m	407m	405m	405m	405m				

Note: Timing is based on positional data.

[] Indicates rank at the end of each section


--:-- No data available for this section

N/A Information not available

Bendigo-Professional-2026-04-22

Race 3: SIMONDS HOMES BENDIGO VICBRED VOUCHER TROT - 2150m

22 April 2026 - 6:50PM



HARNESS RACING VICTORIA



Bendigo Harness Racing Club

RANK	TAB	Horse/ Driver	Top Speed (Km/h)	Fastest Section	First 50m	First 100m	First 200m	First Half	Middle Half	Last Half	Lead Time	1st Quarter	2nd Quarter	3rd Quarter	4th Quarter	Last Mile	Mile Rate	Distance Travelled	Gross Time/ Margin
												0:39.10	1:09.80 (0:30.70)	1:39.60 (0:29.80)	2:08.70 (0:29.10)				
8	8	WALLIS	52.38	0:28.59	03.89	07.35	14.51	1:00.40	0:58.28	0:59.07	0:40.10 [9]	1:10.82 [9]	1:40.51 [9]	2:09.10 [7]	2:39.59	1:59.47	1:59.45	+38m	18.94m
		Jack Laugher	Q3	Q3			203m	818m	818m	822m	547m	410m	408m	409m	413m				
9	1	BANOS	51.41	0:29.14	03.85	07.23	14.39	1:00.56	0:58.83	1:00.90	0:39.22 [5]	1:10.10 [6]	1:39.79 [5]	2:08.93 [6]	2:40.70	2:01.47	2:00.28	+7m	33.81m
		Corey O'Donoghue	Q3	Q3			202m	805m	807m	809m	543m	402m	403m	404m	405m				
10	5	DOSSIER	52.60	0:29.56	03.75	07.05	14.14	1:01.99	1:00.56	0:59.73	0:42.47 [10]	1:13.45 [10]	1:44.46 [10]	2:14.02 [10]	2:44.20	2:01.72	2:02.91	+23m	80.83m
		Ellen Tormey	Lead	Q3			208m	805m	807m	810m	559m	403m	402m	405m	405m				

Note: Timing is based on positional data.

[] Indicates rank at the end of each section

--:-- No data available for this section

N/A Information not available

Bendigo-Professional-2026-04-22

Race 4: PETERSEN WESTBROOK CAMERON LAWYERS BENDIGO PACE - 1650m

22 April 2026 - 7:24PM



HARNESS RACING VICTORIA



Bendigo Harness Racing Club

RANK	TAB	Horse/ Driver	Top Speed (Km/h)	Fastest Section	First 50m	First 100m	First 200m	First Half	Middle Half	Last Half	Lead Time 0:02.80	1st Quarter	2nd Quarter	3rd Quarter	4th Quarter	Last Mile	Mile Rate	Distance Travelled	Gross Time/ Margin
												0:31.30 (0:28.50)	1:05.60 (0:34.30)	1:34.50 (0:28.90)	2:02.50 (0:28.00)				
1	4	ALCATRAZ GIRL	56.41	0:28.35	03.60	06.69	13.32	1:03.15	1:02.99	0:57.21	0:02.16 [1]	0:31.18 [1]	1:05.30 [1]	1:34.16 [1]	2:02.52	2:00.36	1:59.50	+8m	2:02.52
		Glenn Bull	Q1	Q4			203m	810m	808m	810m		40m	406m	404m	404m				
2	7	KIMCHI	54.58	0:28.30	03.66	06.84	13.79	1:03.16	1:03.21	0:57.37	0:02.26 [2]	0:31.28 [2]	1:05.42 [2]	1:34.49 [2]	2:02.79	2:00.53	1:59.76	+21m	3.61m
		Ewa Justice	Q1	Q4			208m	822m	813m	811m		40m	415m	407m	406m				
3	6	OUTA THE BLUE	55.33	0:28.16	03.70	06.83	13.60	1:03.73	1:03.11	0:57.07	0:02.23 [3]	0:31.75 [5]	1:05.95 [6]	1:34.87 [5]	2:03.03	2:00.80	1:59.00	+22m	6.88m
		Taylor Youl	Q1	Q4			207m	818m	814m	816m		40m	411m	407m	407m				
4	5	PARISIAN BANDIT	55.94	0:28.64	03.71	06.83	13.35	1:03.40	1:03.01	0:57.44	0:02.25 [4]	0:31.44 [3]	1:05.65 [4]	1:34.46 [3]	2:03.11	2:00.84	2:00.07	+22m	7.91m
		Nathan Jack	Q3	Q4			205m	818m	814m	816m		40m	411m	407m	407m				
5	8	THE LADYBIRD NZ	53.68	0:28.39	03.87	07.21	15.95	1:03.61	1:00.15	0:57.36	0:02.66 [8]	0:35.08 [10]	1:06.26 [8]	1:35.23 [8]	2:03.62	2:00.97	2:00.57	+22m	14.82m
		Ellen Tormey	Q3	Q4			207m	816m	809m	814m		42m	412m	404m	405m				
6	1	HARTNETT	53.39	0:28.88	03.80	07.07	13.80	1:03.30	1:03.23	0:58.01	0:02.33 [6]	0:31.53 [4]	1:05.64 [3]	1:34.77 [4]	2:03.65	2:01.31	2:00.59	+6m	15.11m
		Gary Pekin	Q1	Q4			203m	809m	808m	809m		40m	405m	404m	404m				
7	3	ATOMIC GLORY	54.86	0:28.51	03.79	07.05	13.98	1:03.95	1:03.16	0:57.48	0:02.32 [5]	0:32.08 [7]	1:06.27 [7]	1:35.23 [7]	2:03.75	2:01.43	2:00.69	+26m	16.45m
		Sean O'Sullivan	Q3	Q4			206m	818m	815m	820m		40m	411m	407m	408m				


Note: Timing is based on positional data.

[] Indicates rank at the end of each section

--:-- No data available for this section

N/A Information not available

Bendigo-Professional-2026-04-22



HARNESS RACING VICTORIA

Race 4: PETERSEN WESTBROOK CAMERON LAWYERS BENDIGO PACE - 1650m

22 April 2026 - 7:24PM



Bendigo Harness Racing Club

RANK	TAB	Horse/ Driver	Top Speed (Km/h)	Fastest Section	First 50m	First 100m	First 200m	First Half	Middle Half	Last Half	Lead Time 0:02.80	1st Quarter	2nd Quarter	3rd Quarter	4th Quarter	Last Mile	Mile Rate	Distance Travelled	Gross Time/ Margin
												0:31.30 (0:28.50)	1:05.60 (0:34.30)	1:34.50 (0:28.90)	2:02.50 (0:28.00)				
8	2	TOPZAVSKI	53.10	0:28.68	03.88	07.23	14.16	1:03.56	1:03.19	0:57.79	0:02.41 [7]	0:31.91 [6]	1:05.99 [5]	1:35.10 [6]	2:03.79	2:01.36	2:00.73	+7m	17.0m
		Steven Matson	Q3	Q4			205m	810m	808m	809m		40m	407m	404m	404m				
9	10	TASTE IT	55.84	0:28.08	03.91	07.35	14.77	1:04.17	1:03.19	0:57.13	0:02.77 [9]	0:32.81 [9]	1:06.94 [10]	1:35.99 [10]	2:04.07	2:01.30	2:01.01	+36m	20.87m
		Lauren White	Q3	Q4			208m	821m	816m	822m		42m	414m	407m	409m				
10	9	QUEENHIGH FLUSH NZ	53.89	0:28.46	03.91	07.31	14.55	1:03.75	1:03.30	0:57.64	0:02.82 [10]	0:32.45 [8]	1:06.56 [9]	1:35.76 [9]	2:04.23	2:01.39	2:01.17	+28m	22.95m
		Rita Burnett	Q3	Q4			206m	819m	815m	815m		44m	412m	407m	408m				

Note: Timing is based on positional data.

[] Indicates rank at the end of each section

--:--:-- No data available for this section

N/A Information not available

Bendigo-Professional-2026-04-22

Race 5: HUNTLY LIFESTYLE ESTATE BY LINCOLN PLACE MARES TROT - 1650m

22 April 2026 - 7:51PM



HARNESS RACING VICTORIA



Bendigo Harness Racing Club

RANK	TAB	Horse/ Driver	Top Speed (Km/h)	Fastest Section	First 50m	First 100m	First 200m	First Half	Middle Half	Last Half	Lead Time 0:02.90	1st Quarter	2nd Quarter	3rd Quarter	4th Quarter	Last Mile	Mile Rate	Distance Travelled	Gross Time/ Margin
												0:31.70 (0:28.80)	1:02.80 (0:31.10)	1:32.70 (0:29.90)	2:02.60 (0:29.90)				
1	5	MONTANA MUSCLE	52.38	0:28.68	03.93	07.28	14.25	1:01.55	1:01.70	0:58.60	0:02.39 [3]	0:32.17 [4]	1:03.96 [5]	1:33.88 [4]	2:02.56	2:00.15	1:59.54	+24m	2:02.56
		Mark Pitt	Q4	Q4			205m	818m	814m	817m		40m	411m	407m	406m				
2	8	POPPY POPSTAR	50.98	0:29.33	04.04	07.49	14.49	1:00.48	1:00.45	0:59.25	0:02.94 [9]	0:32.89 [6]	1:03.42 [1]	1:33.35 [1]	2:02.68	1:59.73	1:59.66	+25m	1.65m
		Jack Laugher	Q1	Q4			204m	819m	815m	813m		43m	409m	409m	405m				
3	9	LOUIEVILLE LASS	52.27	0:28.90	03.93	07.28	14.24	1:01.60	1:01.68	0:58.80	0:02.69 [7]	0:32.51 [5]	1:04.28 [6]	1:34.20 [6]	2:03.10	2:00.40	2:00.07	+28m	7.28m
		Brett Shipway	Q4	Q4			203m	816m	814m	820m		42m	408m	408m	407m				
4	10	JESSICAS STORY	52.63	0:28.64	03.94	07.37	14.70	1:01.90	1:01.33	0:58.48	0:02.74 [8]	0:33.15 [8]	1:04.63 [8]	1:34.47 [8]	2:03.12	2:00.38	2:00.09	+27m	7.56m
		Abby Sanderson	Q4	Q4			205m	819m	813m	815m		43m	412m	408m	406m				
5	4	CHRISTMAS BABE NZ	56.23	0:29.09	03.70	06.79	13.44	1:01.08	1:01.95	1:00.14	0:02.22 [1]	0:31.30 [1]	1:03.30 [2]	1:33.26 [2]	2:03.45	2:01.22	2:00.41	+7m	11.98m
		Sean O'Sullivan	Q1	Q1			202m	809m	809m	810m		40m	405m	404m	405m				
6	1	MADGE EGAN	51.23	0:29.56	03.93	07.31	14.23	1:01.54	1:01.91	0:59.62	0:02.44 [4]	0:32.14 [3]	1:03.99 [4]	1:34.05 [5]	2:03.61	2:01.16	2:00.56	+3m	14.13m
		Neil Caldwell	Q1	Q4			202m	805m	807m	809m		40m	403m	403m	404m				
7	2	CRESCO CASHFLOW	52.96	0:29.45	03.82	07.10	13.91	1:01.36	1:01.96	1:00.33	0:02.25 [2]	0:31.69 [2]	1:03.60 [3]	1:33.65 [3]	2:03.95	2:01.69	2:00.89	+2m	18.61m
		Gary Pekin	Q1	Q1			202m	805m	807m	808m		40m	402m	403m	404m				

Note: Timing is based on positional data.

[] Indicates rank at the end of each section


-:--:- No data available for this section

N/A Information not available

Bendigo-Professional-2026-04-22

Race 5: HUNTLY LIFESTYLE ESTATE BY LINCOLN PLACE MARES TROT - 1650m

22 April 2026 - 7:51PM



HARNESS RACING VICTORIA



Bendigo Harness Racing Club

RANK	TAB	Horse/ Driver	Top Speed (Km/h)	Fastest Section	First 50m	First 100m	First 200m	First Half	Middle Half	Last Half	Lead Time	1st Quarter	2nd Quarter	3rd Quarter	4th Quarter	Last Mile	Mile Rate	Distance Travelled	Gross Time/ Margin
												0:31.70 (0:28.80)	1:02.80 (0:31.10)	1:32.70 (0:29.90)	2:02.60 (0:29.90)				
8	6	TENSION SEEKER	50.40	0:29.75	04.02	07.55	15.03	1:01.82	1:01.40	0:59.78	0:02.43 [5]	0:32.88 [7]	1:04.24 [7]	1:34.28 [7]	2:04.03	2:01.60	2:00.97	+15m	19.74m
		Scott Torney	Q4	Q4			208m	816m	808m	810m		40m	412m	404m	404m				
9	3	PLAYA DEL CARMEN	51.66	0:30.04	04.02	07.56	15.08	1:01.88	1:01.36	1:00.31	0:02.42 [5]	0:32.99 [8]	1:04.31 [8]	1:34.36 [8]	2:04.62	2:02.19	2:01.55	+22m	27.63m
		Taylor Youl	Q4	Q3			209m	820m	809m	811m		40m	416m	404m	405m				
10	7	BEAUTYBOUCHEA	51.66	0:30.05	04.03	07.56	15.20	1:02.11	1:01.26	1:01.74	0:02.39 [6]	0:33.30 [9]	1:04.50 [9]	1:34.55 [9]	2:06.25	2:03.85	2:03.14	+22m	49.49m
		Nathan Jack	Q4	Q3			209m	821m	808m	813m		40m	416m	404m	404m				

Note: Timing is based on positional data.

[] Indicates rank at the end of each section

--:--:-- No data available for this section

N/A Information not available

Bendigo-Professional-2026-04-22

Race 6: STONEMANS VILLAGE IGA & LIQUOR STRATHDALE TROT - 2150m

22 April 2026 - 8:21PM



HARNESS RACING VICTORIA



Bendigo Harness Racing Club

RANK	TAB	Horse/ Driver	Top Speed (Km/h)	Fastest Section	First 50m	First 100m	First 200m	First Half	Middle Half	Last Half	Lead Time 0:38.70	1st Quarter	2nd Quarter	3rd Quarter	4th Quarter	Last Mile	Mile Rate	Distance Travelled	Gross Time/ Margin
												1:10.90 (0:32.20)	1:43.30 (0:32.40)	2:12.80 (0:29.50)	2:42.50 (0:29.70)				
1	2	SAINT EYES	51.77	0:29.48	03.87	07.30	14.34	1:04.89	1:01.69	0:58.96	0:38.69 [3]	1:11.37 [3]	1:43.57 [5]	2:13.07 [4]	2:42.55	2:03.85	2:01.67	+11m	2:42.55
		Neil Caldwell	Q4	Q3			203m	805m	806m	813m		543m	402m	402m	404m				
2	6	WAIKARE ADRIENNA	52.31	0:29.23	03.81	07.13	14.28	1:03.91	1:00.54	0:59.56	0:39.27 [5]	1:11.87 [6]	1:43.18 [2]	2:12.41 [2]	2:42.77	2:03.49	2:01.83	+37m	2.98m
		Ellen Tormey	Lead	Q3			205m	822m	817m	817m		548m	412m	410m	407m				
3	3	ALABAMA MAY	52.70	0:29.47	03.80	07.10	13.91	1:04.90	1:01.69	0:59.70	0:38.28 [2]	1:10.96 [2]	1:43.19 [3]	2:12.67 [3]	2:42.91	2:04.60	2:01.94	+7m	4.87m
		Stuart Rothacker	Lead	Q3			203m	805m	806m	810m		542m	402m	402m	404m				
4	5	PRO HIBITION	52.85	0:29.41	03.96	07.45	14.78	1:04.50	1:01.79	0:59.01	0:39.44 [6]	1:11.74 [4]	1:43.94 [7]	2:13.54 [7]	2:42.96	2:03.51	2:01.98	+24m	5.61m
		Michael Bellman	Q4	Q4			206m	805m	809m	821m		548m	402m	402m	407m				
5	4	FRANKYTHEFRENCHMAN	53.68	0:29.46	03.84	07.10	13.85	1:04.89	1:01.72	1:00.13	0:38.03 [1]	1:10.66 [1]	1:42.92 [1]	2:12.38 [1]	2:43.06	2:05.02	2:02.06	+19m	6.96m
		Jack Laughler	Lead	Q3			205m	812m	809m	811m		547m	407m	405m	404m				
6	8	I AM HARRO	52.20	0:29.31	03.90	07.24	14.17	1:04.24	1:01.00	0:59.88	0:39.56 [7]	1:12.11 [7]	1:43.79 [6]	2:13.10 [5]	2:43.68	2:04.12	2:02.52	+41m	15.23m
		Stephen Boyington	Lead	Q3			204m	819m	817m	820m		553m	410m	409m	408m				
7	7	CHARLIE WALKER	53.82	0:29.80	03.74	06.95	14.07	1:04.56	1:01.56	1:00.64	0:38.85 [4]	1:11.67 [5]	1:43.43 [4]	2:13.23 [6]	2:44.07	2:05.22	2:02.81	+32m	20.49m
		Alex Ashwood	Lead	Q3			207m	819m	815m	813m		551m	410m	409m	406m				

Note: Timing is based on positional data.

[] Indicates rank at the end of each section

--:-- No data available for this section

N/A Information not available

Bendigo-Professional-2026-04-22

Race 6: STONEMANS VILLAGE IGA & LIQUOR STRATHDALE TROT - 2150m

22 April 2026 - 8:21PM



HARNESS RACING VICTORIA



Bendigo Harness Racing Club

Scratched: ALWAYS SKYE HIGH (1)

Note: Timing is based on positional data.

[] Indicates rank at the end of each section

--:-- No data available for this section

N/A Information not available

Data processed by  **TRIPLES**DATA

Bendigo-Professional-2026-04-22

Race 7: REVOLVE PRINT TROT - 2150m

22 April 2026 - 8:55PM



HARNESS RACING VICTORIA



Bendigo Harness Racing Club

RANK	TAB	Horse/ Driver	Top Speed (Km/h)	Fastest Section	First 50m	First 100m	First 200m	First Half	Middle Half	Last Half	Lead Time 0:41.10	1st Quarter	2nd Quarter	3rd Quarter	4th Quarter	Last Mile	Mile Rate	Distance Travelled	Gross Time/ Margin
												1:13.50 (0:32.40)	1:43.90 (0:30.40)	2:12.40 (0:28.50)	2:42.40 (0:30.00)				
1	6	BUSLIN BRODY	52.38	0:28.49	03.89	07.26	14.22	1:02.96	0:58.76	0:58.93	0:40.51 [1]	1:13.20 [1]	1:43.46 [1]	2:11.95 [1]	2:42.40	2:01.89	2:01.56	+9m	2:42.40
		Joe Attard	Lead	Q3			205m	805m	807m	810m		545m	402m	402m	404m				
2	8	FREMARKS PEGGY	51.66	0:28.68	04.30	08.00	15.50	1:02.77	0:58.96	0:58.25	0:41.84 [7]	1:14.32 [7]	1:44.62 [7]	2:13.30 [6]	2:42.88	2:01.02	2:01.92	+15m	6.49m
		Nick Youngson	Q3	Q3			203m	805m	807m	812m		548m	402m	402m	405m				
3	2	ALLWATFUNJINGLES	51.98	0:28.61	03.89	07.24	14.41	1:02.97	0:58.89	0:59.05	0:40.89 [2]	1:13.56 [3]	1:43.85 [2]	2:12.46 [2]	2:42.90	2:02.02	2:01.94	+6m	6.73m
		Blake Pace	Q3	Q3			202m	805m	807m	810m		542m	402m	402m	404m				
4	3	JILLIBY TOPGUN	51.62	0:28.81	03.99	07.50	14.95	1:02.91	0:59.24	0:59.33	0:40.95 [3]	1:13.43 [2]	1:43.86 [3]	2:12.67 [3]	2:43.20	2:02.24	2:02.16	+30m	10.74m
		Mark Pitt	Q3	Q3			204m	820m	815m	815m		545m	412m	408m	407m				
5	4	MIDNITE MUSCLE	51.55	0:28.83	04.01	07.59	15.14	1:02.88	0:59.24	0:59.25	0:41.24 [5]	1:13.71 [4]	1:44.13 [4]	2:12.96 [5]	2:43.39	2:02.13	2:02.30	+35m	13.26m
		Jack Laugher	Q3	Q3			204m	820m	815m	818m		547m	412m	408m	407m				
6	1	MACHO MAORI	51.62	0:28.70	03.97	07.41	14.66	1:02.99	0:59.01	0:59.52	0:41.15 [4]	1:13.83 [5]	1:44.13 [5]	2:12.83 [4]	2:43.65	2:02.51	2:02.49	+7m	16.78m
		Nigel Milne	Q3	Q3			202m	805m	807m	810m		542m	402m	403m	405m				
7	7	JETAWAY SAINT	51.77	0:28.92	04.01	07.64	15.57	1:02.84	0:59.30	1:00.26	0:41.63 [6]	1:14.09 [6]	1:44.46 [6]	2:13.39 [7]	2:44.74	2:03.10	2:03.31	+31m	31.43m
		Ellen Tormey	Q3	Q3			205m	820m	815m	814m		547m	412m	408m	407m				

Note: Timing is based on positional data.

[] Indicates rank at the end of each section


--:-- No data available for this section

N/A Information not available

Bendigo-Professional-2026-04-22

Race 7: REVOLVE PRINT TROT - 2150m

22 April 2026 - 8:55PM



HARNESS RACING VICTORIA



Bendigo Harness Racing Club

RANK	TAB	Horse/ Driver	Top Speed (Km/h)	Fastest Section	First 50m	First 100m	First 200m	First Half	Middle Half	Last Half	Lead Time	1st Quarter	2nd Quarter	3rd Quarter	4th Quarter	Last Mile	Mile Rate	Distance Travelled	Gross Time/ Margin
												0:41.10	1:13.50 (0:32.40)	1:43.90 (0:30.40)	2:12.40 (0:28.50)				
8	5	FAR AS POSSIBLE Scott Torney	51.19	0:29.07	04.11	08.13	18.43	0:59.82	1:04.77	1:09.94	0:45.15 [8]	1:15.90 [8]	1:44.97 [8]	2:20.67 [8]	2:54.92	2:09.76	2:10.93	+19m	167.96m
			Q2	Q2			207m	805m	812m	816m	548m	402m	403m	409m	407m				

Note: Timing is based on positional data.

[] Indicates rank at the end of each section

--:-- No data available for this section

N/A Information not available