

Bendigo-Professional-2026-05-20

Race 1: VICBRED VOUCHER TROT - 2150m

20 May 2026 - 5:10PM



HARNESS RACING VICTORIA



Bendigo Harness Racing Club


RANK	TAB	Horse/ Driver	Top Speed (Km/h)	Fastest Section	First 50m	First 100m	First 200m	First Half	Middle Half	Last Half	Lead Time 0:41.01	1st Quarter	2nd Quarter	3rd Quarter	4th Quarter	Last Mile	Mile Rate	Distance Travelled	Gross Time/ Margin
												1:13.60 (0:32.59)	1:45.27 (0:31.67)	2:13.97 (0:28.70)	2:42.99 (0:29.02)				
1	5	KARBINE	53.86	0:28.42	03.89	07.28	14.64	1:04.04	0:59.96	0:57.43	0:41.51 [3]	1:14.00 [2]	1:45.55 [2]	2:13.97 [1]	2:42.99	2:01.47	2:02.00	+33m	2:42.99
		Jack Laugher	Q3	Q3			206m	820m	816m	815m	548m	411m	409m	407m	408m				
2	9	TICTOK	54.25	0:27.99	04.00	07.56	15.44	1:03.85	0:59.13	0:56.96	0:42.23 [8]	1:14.93 [8]	1:46.08 [7]	2:14.07 [3]	2:43.04	2:00.81	2:02.04	+45m	0.74m
		Michael Bellman	Q3	Q3			204m	822m	820m	823m	550m	414m	408m	412m	412m				
3	3	WATCH AND ACT	53.24	0:28.60	03.77	07.12	14.47	1:04.21	1:00.24	0:57.66	0:41.40 [2]	1:13.98 [3]	1:45.62 [3]	2:14.23 [4]	2:43.28	2:01.87	2:02.23	+7m	4.1m
		Chris Alford	Q3	Q3			203m	805m	807m	812m	542m	402m	402m	404m	408m				
4	12	WITH APLOMB	53.93	0:27.96	04.07	07.87	16.40	1:03.87	0:59.30	0:56.36	0:43.33 [11]	1:15.87 [12]	1:47.21 [12]	2:15.17 [12]	2:43.56	2:00.23	2:02.43	+57m	7.76m
		Steve Cleave	Q4	Q3			206m	823m	821m	828m	556m	412m	411m	410m	417m				
5	6	FAITH FULL	53.14	0:28.62	03.73	06.99	14.10	1:04.24	1:00.28	0:58.56	0:41.01 [1]	1:13.60 [1]	1:45.27 [1]	2:13.89 [2]	2:43.85	2:02.82	2:02.64	+7m	11.51m
		Matthew Gath	Q3	Q3			205m	805m	807m	811m	544m	402m	402m	404m	407m				
6	8	BULLAPARK BENO	52.52	0:28.76	03.98	07.49	15.10	1:04.18	1:00.38	0:57.75	0:42.02 [7]	1:14.57 [7]	1:46.20 [8]	2:14.96 [10]	2:43.96	2:01.93	2:02.73	+12m	13.09m
		James Herbertson	Q4	Q3			203m	805m	807m	811m	546m	402m	402m	405m	406m				
7	11	ADELAIDE RED	53.89	0:27.98	04.09	07.90	16.10	1:03.89	0:59.34	0:57.04	0:43.04 [10]	1:15.56 [11]	1:46.93 [11]	2:14.90 [9]	2:43.97	2:00.93	2:02.74	+54m	13.21m
		Amy Day	Q4	Q3			205m	824m	822m	826m	554m	412m	411m	411m	416m				

Note: Timing is based on positional data.

[] Indicates rank at the end of each section

--:-- No data available for this section

N/A Information not available



Bendigo-Professional-2026-05-20

Race 1: VICBRED VOUCHER TROT - 2150m

20 May 2026 - 5:10PM



Bendigo Harness Racing Club

RANK	TAB	Horse/Driver	Top Speed (Km/h)	Fastest Section	First 50m	First 100m	First 200m	First Half	Middle Half	Last Half	Lead Time	1st Quarter	2nd Quarter	3rd Quarter	4th Quarter	Last Mile	Mile Rate	Distance Travelled	Gross Time/Margin
												0:41.01	1:13.60 (0:32.59)	1:45.27 (0:31.67)	2:13.97 (0:28.70)				
8	1	KYVALLEY JAGGER	52.16	0:28.79	03.96	07.46	14.84	1:04.19	1:00.42	0:58.16	0:41.76 [5]	1:14.32 [5]	1:45.95 [5]	2:14.74 [8]	2:44.11	2:02.35	2:02.84	+7m	15.02m
		Tristan Larsen	Q3	Q3			202m	805m	807m	810m	543m	402m	402m	404m	406m				
9	4	ABBIE	53.42	0:28.62	03.79	07.25	14.84	1:04.02	1:00.15	0:58.35	0:41.73 [4]	1:14.23 [4]	1:45.76 [4]	2:14.37 [5]	2:44.11	2:02.37	2:02.84	+31m	15.07m
		Tasmyn Potter	Q3	Q3			204m	820m	816m	816m	547m	411m	409m	407m	409m				
10	2	MANDA KYVALLEY	53.06	0:28.62	04.02	07.54	15.11	1:04.01	1:00.12	0:58.35	0:41.99 [6]	1:14.50 [6]	1:45.99 [6]	2:14.61 [7]	2:44.35	2:02.36	2:03.02	+34m	18.21m
		Joey Sharp	Q3	Q3			205m	820m	816m	818m	547m	411m	409m	407m	410m				
11	10	ROCKY VALLEY	53.75	0:28.07	04.01	07.76	15.73	1:03.85	0:59.43	0:57.82	0:42.72 [9]	1:15.22 [10]	1:46.59 [10]	2:14.66 [6]	2:44.42	2:01.67	2:03.07	+49m	19.15m
		John Caldow	Q3	Q3			205m	823m	822m	823m	552m	412m	411m	411m	413m				
12	7	WALLIS	53.14	0:28.70	03.96	07.56	15.69	1:02.88	1:00.07	0:58.31	0:43.45 [12]	1:14.96 [9]	1:46.33 [9]	2:15.02 [11]	2:44.64	2:01.19	2:03.23	+35m	22.11m
		Nathan Jack	Q3	Q3			207m	813m	813m	819m	554m	406m	407m	407m	412m				

Note: Timing is based on positional data.

[] Indicates rank at the end of each section

--:-- No data available for this section

N/A Information not available

Bendigo-Professional-2026-05-20

Race 2: J & A MAZZETTI PAINTING TROT - 2150m

20 May 2026 - 5:43PM



HARNESS RACING VICTORIA



Bendigo Harness Racing Club

RANK	TAB	Horse/ Driver	Top Speed (Km/h)	Fastest Section	First 50m	First 100m	First 200m	First Half	Middle Half	Last Half	Lead Time 0:39.41	1st Quarter	2nd Quarter	3rd Quarter	4th Quarter	Last Mile	Mile Rate	Distance Travelled	Gross Time/ Margin
												1:13.39 (0:33.98)	1:46.83 (0:33.44)	2:17.35 (0:30.52)	2:46.89 (0:29.54)				
1	4	ALLWATFUNJINGLES	52.02	0:29.54	03.86	07.20	14.64	1:06.11	1:03.71	0:59.74	0:41.03 [9]	1:13.63 [3]	1:47.15 [2]	2:17.35 [1]	2:46.89	2:05.85	2:04.92	+32m	2:46.89
		Chris Alford	Lead	Q4			206m	821m	813m	812m	551m	414m	408m	405m	407m				
2	11	ALABAMA MAY	52.34	0:29.13	03.90	07.37	15.07	1:07.76	1:03.18	0:58.48	0:40.69 [8]	1:14.62 [8]	1:48.45 [10]	2:17.79 [4]	2:46.92	2:06.24	2:04.94	+37m	0.34m
		Stuart Rothacker	Q4	Q4			205m	819m	817m	820m	548m	411m	408m	409m	411m				
3	5	LITTLE TEDEY	54.65	0:29.67	03.79	07.00	13.28	1:07.43	1:04.02	1:00.22	0:39.84 [3]	1:13.80 [4]	1:47.27 [3]	2:17.82 [5]	2:47.49	2:07.65	2:05.37	+7m	8.05m
		Austin Mifsud	Lead	Q4			204m	805m	807m	812m	543m	402m	403m	404m	408m				
4	7	JESSICAS STORY	51.88	0:29.35	03.96	07.48	15.41	1:07.44	1:03.16	0:58.82	0:41.27 [11]	1:14.90 [10]	1:48.71 [12]	2:18.05 [7]	2:47.53	2:06.26	2:05.40	+43m	8.6m
		Abby Sanderson	Q3	Q3			209m	820m	818m	821m	552m	411m	409m	409m	412m				
5	2	ROBERT JOHN	52.06	0:30.14	03.85	07.20	14.23	1:07.79	1:04.02	1:00.31	0:39.65 [2]	1:13.59 [2]	1:47.44 [4]	2:17.61 [3]	2:47.75	2:08.10	2:05.56	+28m	11.51m
		Connor Clarke	Lead	Q4			204m	819m	813m	814m	547m	411m	408m	406m	409m				
6	3	IM MISS ROYALTY	51.59	0:29.80	03.91	07.41	15.04	1:07.80	1:04.02	0:59.94	0:40.28 [6]	1:14.22 [7]	1:48.09 [8]	2:18.23 [9]	2:48.04	2:07.74	2:05.78	+31m	15.41m
		Brent White	Q4	Q4			205m	819m	814m	817m	546m	411m	408m	406m	412m				
7	1	BETSY ANNE	50.76	0:29.97	03.90	07.34	14.39	1:07.45	1:04.00	1:00.50	0:40.18 [5]	1:14.16 [6]	1:47.62 [5]	2:18.15 [8]	2:48.13	2:07.95	2:05.85	+6m	16.63m
		James Herbertson	Q4	Q4			203m	805m	806m	811m	542m	402m	403m	404m	407m				

Note: Timing is based on positional data.

[] Indicates rank at the end of each section

--:-- No data available for this section

N/A Information not available



HARNESS RACING VICTORIA

Bendigo-Professional-2026-05-20

Race 2: J & A MAZZETTI PAINTING TROT - 2150m

20 May 2026 - 5:43PM



Bendigo Harness Racing Club

RANK	TAB	Horse/Driver	Top Speed (Km/h)	Fastest Section	First 50m	First 100m	First 200m	First Half	Middle Half	Last Half	Lead Time	1st Quarter	2nd Quarter	3rd Quarter	4th Quarter	Last Mile	Mile Rate	Distance Travelled	Gross Time/Margin
												0:39.41	1:13.39 (0:33.98)	1:46.83 (0:33.44)	2:17.35 (0:30.52)				
8	9	RASENGAN	51.34	0:30.14	03.88	07.28	14.47	1:07.81	1:04.01	1:00.39	0:39.94 [4]	1:13.88 [5]	1:47.76 [6]	2:17.89 [6]	2:48.15	2:08.20	2:05.86	+29m	16.82m
		Ada Massa	Q3	Q3			204m	818m	814m	813m	548m	411m	408m	406m	407m				
9	8	JOE LOU	50.33	0:30.47	04.00	07.48	14.77	1:07.36	1:03.83	1:01.12	0:40.53 [7]	1:14.54 [9]	1:47.90 [7]	2:18.37 [10]	2:49.02	2:08.48	2:06.52	+13m	28.61m
		Ross Graham	Q3	Q3			203m	805m	806m	812m	546m	402m	403m	403m	409m				
10	12	IN HIGH PLACES	50.08	0:30.35	04.07	07.68	15.38	1:07.28	1:03.63	1:00.82	0:41.12 [10]	1:15.13 [11]	1:48.41 [9]	2:18.76 [12]	2:49.24	2:08.10	2:06.67	+20m	31.42m
		Tristan Larsen	Q3	Q3			205m	805m	806m	816m	549m	402m	403m	404m	412m				
11	10	ALWAYS SKYE HIGH	51.12	0:29.87	04.03	07.60	18.56	1:05.11	1:03.07	1:01.02	0:43.60 [12]	1:15.51 [12]	1:48.71 [11]	2:18.57 [11]	2:49.74	2:06.13	2:07.05	+75m	38.15m
		Steve Owen	Q3	Q3			201m	809m	812m	823m	593m	405m	404m	408m	416m				
12	6	CHRISTMAS BABE NZ	54.79	0:30.61	03.72	06.90	13.18	1:07.42	1:04.05	1:04.45	0:39.41 [1]	1:13.39 [1]	1:46.83 [1]	2:17.44 [2]	2:51.28	2:11.87	2:08.21	+8m	58.91m
		Sean O'Sullivan	Lead	Q3			206m	805m	807m	809m	545m	402m	403m	404m	405m				

Note: Timing is based on positional data.

[] Indicates rank at the end of each section


-:--:- No data available for this section

N/A Information not available

Bendigo-Professional-2026-05-20

Race 3: THE DOUGLAS DECK GRADUATION SERIES 3YO TROT (1ST HEAT) - 1650m

20 May 2026 - 6:12PM



HARNESS RACING VICTORIA



Bendigo Harness Racing Club

RANK	TAB	Horse/ Driver	Top Speed (Km/h)	Fastest Section	First 50m	First 100m	First 200m	First Half	Middle Half	Last Half	Lead Time 0:02.27	1st Quarter	2nd Quarter	3rd Quarter	4th Quarter	Last Mile	Mile Rate	Distance Travelled	Gross Time/ Margin
												0:32.03 (0:29.76)	1:03.75 (0:31.72)	1:32.95 (0:29.20)	2:02.39 (0:29.44)				
1	2	QUEEN OF SEES	52.70	0:28.85	03.93	07.34	14.33	1:01.93	1:00.48	0:58.02	0:02.42 [6]	0:32.73 [4]	1:04.36 [4]	1:33.21 [2]	2:02.39	1:59.95	1:59.37	+26m	2:02.39
		James Herbertson	Q3	Q3			204m	817m	816m	819m		40m	409m	408m	409m				
2	1	JILLIBY RADIANCE	52.88	0:29.20	03.85	07.15	13.99	1:01.45	1:00.93	0:59.15	0:02.30 [3]	0:32.03 [1]	1:03.75 [1]	1:32.95 [1]	2:02.91	2:00.60	1:59.88	+10m	7.01m
		Jason Lee	Q1	Q3			202m	810m	808m	811m		40m	406m	404m	404m				
3	8	ISLAND FRANKIE	52.09	0:29.23	03.96	07.31	14.16	1:01.34	1:00.96	0:59.83	0:02.71 [7]	0:32.33 [2]	1:04.06 [2]	1:33.28 [4]	2:03.90	2:01.17	2:00.84	+12m	20.25m
		Nathan Jack	Q1	Q3			202m	810m	808m	809m		43m	405m	404m	404m				
4	7	WAR DAN PHOENIX	51.52	0:29.24	03.87	07.35	15.16	1:02.44	1:00.69	0:59.18	0:02.27 [1]	0:33.27 [7]	1:04.72 [7]	1:33.96 [6]	2:03.91	2:01.62	2:00.86	+17m	20.44m
		David Miles	Q3	Q3			208m	816m	809m	812m		40m	412m	404m	405m				
5	6	SPIRITED GIGI	52.13	0:29.49	03.87	07.24	14.52	1:02.78	1:01.16	0:59.14	0:02.28 [2]	0:33.56 [8]	1:05.08 [9]	1:34.73 [8]	2:04.23	2:01.92	2:01.17	+29m	24.7m
		Neville Pangrazio	Q4	Q4			205m	821m	816m	820m		40m	413m	408m	408m				
6	4	ROSE ALL DAY	53.78	0:29.19	03.88	07.13	14.16	1:01.78	1:00.82	1:00.83	0:02.24 [4]	0:32.39 [3]	1:04.02 [3]	1:33.20 [3]	2:04.84	2:02.61	2:01.76	+22m	32.82m
		Tristan Larsen	Q1	Q3			204m	818m	814m	816m		40m	410m	408m	406m				
7	9	DALAHASTEN	51.44	0:29.34	03.97	07.41	14.43	1:01.66	1:00.97	1:00.60	0:02.73 [8]	0:32.76 [5]	1:04.39 [5]	1:33.73 [5]	2:04.99	2:02.26	2:01.91	+13m	34.88m
		Leigh Sutton	Q1	Q3			203m	810m	808m	809m		44m	406m	404m	404m				

Note: Timing is based on positional data.

[] Indicates rank at the end of each section


--:-- No data available for this section

N/A Information not available

Bendigo-Professional-2026-05-20

Race 3: THE DOUGLAS DECK GRADUATION SERIES 3YO TROT (1ST HEAT) - 1650m

20 May 2026 - 6:12PM



HARNESS RACING VICTORIA



Bendigo Harness Racing Club

RANK	TAB	Horse/Driver	Top Speed (Km/h)	Fastest Section	First 50m	First 100m	First 200m	First Half	Middle Half	Last Half	Lead Time	1st Quarter	2nd Quarter	3rd Quarter	4th Quarter	Last Mile	Mile Rate	Distance Travelled	Gross Time/Margin
8	3	VOUCHER QUEEN	50.90	0:29.42	04.42	08.97	17.31	1:02.27	0:59.52	0:59.97	0:02.75 [9]	0:34.92 [9]	1:05.02 [8]	1:34.44 [7]	2:04.99	2:02.24	2:01.91	+14m	34.92m
		Chris Alford	Q3	Q3			205m	812m	808m	812m	40m	408m	404m	405m	408m				
9	5	MORNING DOVE	51.77	0:30.06	03.98	07.47	14.97	1:02.30	1:01.69	1:01.51	0:02.42 [5]	0:33.09 [6]	1:04.73 [6]	1:34.79 [9]	2:06.24	2:03.81	2:03.12	+23m	51.58m
		Michael Bellman	Q3	Q3			205m	820m	816m	814m	40m	411m	408m	408m	407m				

Scratched: ALDEBARAN MIGUEL (10), TAURAS (11)

Note: Timing is based on positional data.

[] Indicates rank at the end of each section

--:--:-- No data available for this section

N/A Information not available

Bendigo-Professional-2026-05-20

Race 4: PETERSEN WESTBROOK CAMERON LAWYERS BENDIGO TROT - 2150m

20 May 2026 - 6:44PM



HARNESS RACING VICTORIA



Bendigo Harness Racing Club

RANK	TAB	Horse/ Driver	Top Speed (Km/h)	Fastest Section	First 50m	First 100m	First 200m	First Half	Middle Half	Last Half	Lead Time 0:41.33	1st Quarter	2nd Quarter	3rd Quarter	4th Quarter	Last Mile	Mile Rate	Distance Travelled	Gross Time/ Margin
												1:14.30 (0:32.97)	1:47.36 (0:33.06)	2:16.93 (0:29.56)	2:46.64 (0:29.71)				
1	2	KALARNEY PRINCE	52.09	0:29.56	03.77	07.09	14.26	1:06.02	1:02.62	0:59.27	0:41.33 [1]	1:14.30 [1]	1:47.36 [1]	2:16.93 [1]	2:46.64	2:05.28	2:04.73	+9m	2:46.64
		Abby Sanderson	Lead	Q3			203m	805m	807m	810m		544m	402m	403m	404m				
2	4	MISS AVENGER	50.69	0:29.59	03.83	07.32	14.84	1:06.01	1:02.65	0:59.23	0:41.74 [2]	1:14.70 [2]	1:47.76 [3]	2:17.34 [3]	2:46.98	2:05.24	2:04.98	+10m	4.52m
		Lauren White	Lead	Q3			204m	805m	807m	809m		545m	402m	403m	404m				
3	9	MONEY TALKS	50.87	0:29.49	03.91	07.40	14.89	1:05.50	1:02.08	0:59.59	0:42.12 [3]	1:15.03 [3]	1:47.62 [2]	2:17.11 [2]	2:47.21	2:05.09	2:05.16	+24m	7.68m
		Paul Railton	Q3	Q3			205m	812m	811m	813m		550m	406m	406m	405m				
4	6	CRESCO CASHFLOW	51.55	0:29.52	03.91	07.51	15.54	1:05.18	1:02.32	0:59.20	0:42.85 [4]	1:15.38 [4]	1:48.03 [5]	2:17.71 [5]	2:47.23	2:04.38	2:05.17	+21m	7.93m
		Gary Pekin	Q4	Q4			206m	810m	807m	811m		549m	406m	404m	403m				
5	7	PLAYA DEL CARMEN	50.69	0:29.52	03.86	07.36	15.15	1:04.81	1:01.92	0:59.85	0:43.20 [5]	1:15.62 [5]	1:48.03 [4]	2:17.55 [4]	2:47.89	2:04.66	2:05.67	+30m	16.82m
		James Herbertson	Q3	Q3			207m	815m	813m	812m		553m	408m	407m	405m				
6	10	THAT OTHER THING	50.76	0:29.74	04.00	07.52	15.97	1:04.81	1:02.28	0:59.80	0:43.48 [6]	1:15.74 [6]	1:48.28 [7]	2:18.03 [6]	2:48.10	2:04.61	2:05.82	+37m	19.58m
		Tina Ridis	Q4	Q3			204m	810m	808m	814m		563m	406m	404m	404m				
7	3	ALDEBARAN MAVERICK	53.86	0:29.97	03.77	07.00	14.93	1:04.43	1:02.37	1:02.66	0:43.87 [7]	1:15.90 [7]	1:48.28 [6]	2:18.27 [7]	2:50.96	2:07.09	2:07.97	+34m	57.99m
		Scott Torney	Lead	Q3			209m	816m	812m	813m		555m	409m	407m	406m				


Note: Timing is based on positional data.

[] Indicates rank at the end of each section

--:-- No data available for this section

N/A Information not available

Bendigo-Professional-2026-05-20



HARNESS RACING VICTORIA

Race 4: PETERSEN WESTBROOK CAMERON LAWYERS BENDIGO TROT - 2150m

20 May 2026 - 6:44PM



Bendigo Harness Racing Club

RANK	TAB	Horse/ Driver	Top Speed (Km/h)	Fastest Section	First 50m	First 100m	First 200m	First Half	Middle Half	Last Half	Lead Time	1st Quarter	2nd Quarter	3rd Quarter	4th Quarter	Last Mile	Mile Rate	Distance Travelled	Gross Time/ Margin
												0:41.33	1:14.30 (0:32.97)	1:47.36 (0:33.06)	2:16.93 (0:29.56)				
8	1	CRONK Nick Youngson	48.49	0:31.74	04.00	07.57	15.45	1:04.24	1:07.74	1:10.17	0:44.42 [8]	1:16.92 [8]	1:48.66 [8]	2:24.66 [8]	2:58.84	2:14.41	2:13.87	+14m	163.68m
			Lead	Q2			202m	805m	809m	814m	545m	402m	403m	407m	407m				

Scratched: MADGE EGAN (5), CHARLIE WALKER (8)

Note: Timing is based on positional data.

[] Indicates rank at the end of each section


--:--:-- No data available for this section

N/A Information not available

Bendigo-Professional-2026-05-20

Race 5: IMPACT-A FASTENERS & CONSTRUCTION SUPPLIES MARES PACE - 1650m

20 May 2026 - 7:10PM



HARNESS RACING VICTORIA



Bendigo Harness Racing Club

RANK	TAB	Horse/ Driver	Top Speed (Km/h)	Fastest Section	First 50m	First 100m	First 200m	First Half	Middle Half	Last Half	Lead Time 0:02.13	1st Quarter	2nd Quarter	3rd Quarter	4th Quarter	Last Mile	Mile Rate	Distance Travelled	Gross Time/ Margin
												0:31.00 (0:28.87)	1:00.79 (0:29.79)	1:29.89 (0:29.10)	1:59.02 (0:29.13)				
1	8	ALIZA HILL	54.00	0:28.31	03.78	07.07	13.75	0:59.15	0:58.49	0:57.23	0:02.65 [9]	0:31.62 [6]	1:01.79 [7]	1:30.10 [3]	1:59.02	1:56.38	1:56.08	+30m	1:59.02
		James Herbertson	Q1	Q3			205m	820m	817m	818m	42m	412m	408m	409m	410m				
2	6	RAKAROMPA NZ	53.57	0:28.27	03.75	07.06	13.71	0:59.83	0:58.37	0:56.98	0:02.25 [4]	0:31.99 [8]	1:02.09 [9]	1:30.36 [6]	1:59.07	1:56.81	1:56.13	+32m	0.72m
		Blake Pace	Q4	Q3			208m	824m	817m	822m	40m	415m	409m	409m	413m				
3	3	ASMILEANDAWINX	57.06	0:29.03	03.56	06.62	12.50	0:59.03	0:58.87	0:58.71	0:02.07 [2]	0:31.27 [4]	1:01.10 [4]	1:30.13 [4]	1:59.81	1:57.74	1:56.86	+10m	10.66m
		Connor Ronan	Q1	Q3			205m	813m	808m	810m	40m	409m	404m	404m	407m				
4	9	POSTIT LAFITE	55.12	0:28.81	03.62	06.77	13.39	0:59.00	0:59.34	0:58.42	0:02.47 [8]	0:31.28 [3]	1:01.47 [5]	1:30.62 [8]	1:59.89	1:57.42	1:56.93	+28m	11.68m
		Kylie Sugars	Q1	Q1			205m	818m	814m	819m	41m	411m	408m	406m	413m				
5	5	WILD IDEAL	52.78	0:28.99	03.77	07.11	13.87	0:59.46	0:58.89	0:58.08	0:02.36 [6]	0:32.02 [9]	1:01.82 [8]	1:30.91 [9]	1:59.90	1:57.54	1:56.94	+13m	11.86m
		Ryan Sanderson	Q1	Q4			205m	813m	810m	812m	40m	409m	404m	405m	406m				
6	1	DIVINE TILLY	53.53	0:29.00	03.78	07.06	13.33	0:59.20	0:58.81	0:58.44	0:02.25 [5]	0:31.64 [7]	1:01.45 [6]	1:30.46 [7]	1:59.91	1:57.64	1:56.95	+7m	11.92m
		Steve Cleave	Q1	Q3			202m	810m	808m	810m	40m	406m	404m	404m	406m				
7	2	CHEYS ANGEL	55.94	0:28.87	03.55	06.65	12.60	0:58.73	0:58.89	0:59.22	0:02.13 [1]	0:31.00 [1]	1:00.86 [2]	1:29.89 [1]	2:00.08	1:57.95	1:57.12	+7m	14.24m
		Jack Laugher	Q1	Q1			203m	810m	808m	810m	40m	406m	404m	404m	406m				

Note: Timing is based on positional data.

[] Indicates rank at the end of each section

--:-- No data available for this section

N/A Information not available

Bendigo-Professional-2026-05-20

Race 5: IMPACT-A FASTENERS & CONSTRUCTION SUPPLIES MARES PACE - 1650m

20 May 2026 - 7:10PM



HARNESS RACING VICTORIA



Bendigo Harness Racing Club

RANK	TAB	Horse/ Driver	Top Speed (Km/h)	Fastest Section	First 50m	First 100m	First 200m	First Half	Middle Half	Last Half	Lead Time	1st Quarter	2nd Quarter	3rd Quarter	4th Quarter	Last Mile	Mile Rate	Distance Travelled	Gross Time/ Margin
												0:02.13	0:31.00 (0:28.87)	1:00.79 (0:29.79)	1:29.89 (0:29.10)				
8	4	POLLY PEACHUM	54.40	0:28.86	03.63	06.82	13.33	0:58.92	0:59.22	0:59.32	0:02.25 [3]	0:31.11 [2]	1:01.17 [3]	1:30.33 [5]	2:00.49	1:58.24	1:57.52	+28m	19.79m
		Liam Older	Q1	Q1			206m	824m	814m	817m	40m	416m	408m	406m	411m				
9	7	MADAM REACTOR	53.53	0:29.14	03.73	06.99	14.05	0:58.49	0:58.54	0:59.73	0:02.31 [7]	0:31.45 [5]	1:00.79 [1]	1:29.98 [2]	2:00.53	1:58.22	1:57.55	+33m	20.24m
		Michael Bellman	Q1	Q1			211m	830m	814m	815m	40m	421m	409m	406m	409m				

Note: Timing is based on positional data.

[] Indicates rank at the end of each section

--:--:-- No data available for this section

N/A Information not available

Bendigo-Professional-2026-05-20

Race 6: SHEAHAN PLUMBING MAIDEN PACE - 1650m

20 May 2026 - 7:40PM



HARNESS RACING VICTORIA



Bendigo Harness Racing Club

RANK	TAB	Horse/ Driver	Top Speed (Km/h)	Fastest Section	First 50m	First 100m	First 200m	First Half	Middle Half	Last Half	Lead Time 0:02.21	1st Quarter	2nd Quarter	3rd Quarter	4th Quarter	Last Mile	Mile Rate	Distance Travelled	Gross Time/ Margin
												0:32.16 (0:29.95)	1:05.38 (0:33.22)	1:34.85 (0:29.47)	2:03.64 (0:28.79)				
1	9	BOUNCED	54.72	0:28.67	04.06	07.47	14.51	1:03.11	1:01.95	0:57.71	0:02.83 [8]	0:33.02 [5]	1:05.93 [4]	1:34.97 [3]	2:03.64	2:00.82	2:00.59	+32m	2:03.64
		David Miles	Q3	Q4			204m	817m	815m	818m		46m	410m	408m	407m				
2	4	CAPTOTHEMAX	54.72	0:28.60	04.02	07.63	15.31	1:04.08	1:01.44	0:57.22	0:02.56 [3]	0:33.80 [8]	1:06.64 [8]	1:35.23 [4]	2:03.86	2:01.30	2:00.80	+32m	2.88m
		Ellen Tormey	Q3	Q3			206m	820m	817m	821m		41m	412m	408m	409m				
3	1	BETTING ATTACK	53.42	0:29.10	03.79	07.05	13.80	1:03.16	1:02.68	0:58.56	0:02.21 [1]	0:32.16 [1]	1:05.38 [1]	1:34.85 [1]	2:03.95	2:01.73	2:00.90	+6m	4.18m
		Taylor Youl	Q3	Q4			202m	806m	808m	810m		40m	403m	403m	405m				
4	3	MACHFREDDY	53.57	0:29.10	03.90	07.27	14.27	1:03.26	1:02.27	0:58.45	0:02.33 [2]	0:32.68 [3]	1:05.59 [2]	1:34.95 [2]	2:04.05	2:01.71	2:00.99	+22m	5.55m
		James Herbertson	Q4	Q4			205m	818m	812m	814m		41m	411m	407m	405m				
5	8	THE FEENY FAVORITE	53.75	0:28.97	03.90	07.18	13.86	1:03.02	1:02.71	0:58.48	0:02.72 [5]	0:32.54 [2]	1:05.73 [3]	1:35.24 [5]	2:04.21	2:01.50	2:01.15	+10m	7.67m
		Nigel Milne	Q1	Q4			203m	805m	807m	809m		45m	402m	403m	405m				
6	6	ELLIANA	54.83	0:28.89	04.22	08.00	15.14	1:03.56	1:02.00	0:58.00	0:02.71 [6]	0:33.39 [7]	1:06.27 [6]	1:35.38 [6]	2:04.28	2:01.56	2:01.21	+26m	8.57m
		Tasmyn Potter	Q3	Q4			204m	818m	814m	816m		43m	410m	408m	407m				
7	2	RETRO FIT	53.78	0:28.85	04.00	07.38	14.43	1:03.49	1:02.77	0:58.41	0:02.60 [4]	0:32.89 [4]	1:06.10 [5]	1:35.68 [7]	2:04.53	2:01.90	2:01.46	+10m	11.95m
		Ewa Justice	Q3	Q4			202m	810m	809m	808m		42m	406m	404m	405m				

Note: Timing is based on positional data.

[] Indicates rank at the end of each section

--:-- No data available for this section

N/A Information not available



HARNESS RACING VICTORIA

Bendigo-Professional-2026-05-20

Race 6: SHEAHAN PLUMBING MAIDEN PACE - 1650m

20 May 2026 - 7:40PM



Bendigo Harness Racing Club

RANK	TAB	Horse/ Driver	Top Speed (Km/h)	Fastest Section	First 50m	First 100m	First 200m	First Half	Middle Half	Last Half	Lead Time	1st Quarter	2nd Quarter	3rd Quarter	4th Quarter	Last Mile	Mile Rate	Distance Travelled	Gross Time/ Margin
												0:02.21	0:32.16 (0:29.95)	1:05.38 (0:33.22)	1:34.85 (0:29.47)				
8	7	MADDALEEZ	52.96	0:28.66	04.21	08.17	15.61	1:03.64	1:02.76	0:58.30	0:02.69 [7]	0:33.22 [6]	1:06.34 [7]	1:35.97 [8]	2:04.64	2:01.94	2:01.57	+16m	13.48m
		Peter Sanderson	Q3	Q4			205m	812m	808m	810m		43m	408m	404m	404m				
9	5	ASHANTE BOURBON	50.08	0:30.74	03.87	07.37	19.90	1:04.92	1:03.52	1:02.78	0:07.71 [9]	0:39.84 [9]	1:12.63 [9]	1:43.36 [9]	2:15.40	2:07.70	2:12.06	+87m	157.69m
		Sean O'Sullivan	Lead	Q3			201m	813m	810m	810m		114m	407m	406m	404m				

Note: Timing is based on positional data.

[] Indicates rank at the end of each section

--:--:-- No data available for this section

N/A Information not available

Bendigo-Professional-2026-05-20

Race 7: GREAT OCEAN ROAD REAL ESTATE PACE - 2150m

20 May 2026 - 8:11PM



HARNESS RACING VICTORIA



Bendigo Harness Racing Club

RANK	TAB	Horse/Driver	Top Speed (Km/h)	Fastest Section	First 50m	First 100m	First 200m	First Half	Middle Half	Last Half	Lead Time	1st Quarter	2nd Quarter	3rd Quarter	4th Quarter	Last Mile	Mile Rate	Distance Travelled	Gross Time/Margin
												1:07.53 (0:30.17)	1:37.52 (0:29.99)	2:05.50 (0:27.98)	2:33.60 (0:28.10)				
1	7	ULTIMATE VINNIE	58.03	0:27.99	03.51	06.51	12.93	1:00.14	0:57.97	0:56.08	0:37.36 [1]	1:07.53 [1]	1:37.52 [1]	2:05.50 [1]	2:33.60	1:56.22	1:54.97	+12m	2:33.60
		Allan McDonough	Lead	Q3			205m	805m	807m	811m	546m	402m	402m	404m	407m				
2	3	MEDINA	59.00	0:27.99	03.51	06.48	12.79	1:00.16	0:57.99	0:56.48	0:37.67 [2]	1:07.83 [2]	1:37.83 [3]	2:05.82 [2]	2:34.32	1:56.64	1:55.51	+9m	9.56m
		James Herbertson	Lead	Q3			202m	805m	807m	811m	543m	402m	402m	404m	407m				
3	6	WESTERN SONADOR	54.90	0:27.91	03.83	07.23	14.16	0:59.75	0:57.79	0:56.28	0:38.69 [6]	1:08.56 [6]	1:38.43 [6]	2:06.34 [3]	2:34.71	1:56.03	1:55.80	+33m	14.82m
		Ryan Sanderson	Q3	Q3			204m	819m	816m	815m	548m	411m	408m	408m	407m				
4	5	BUBBA SCRUB NZ	54.32	0:28.63	03.76	07.05	13.79	0:59.78	0:58.53	0:58.43	0:38.26 [5]	1:08.15 [5]	1:38.04 [4]	2:06.68 [5]	2:36.49	1:58.21	1:57.13	+31m	38.69m
		Jackie Barker	Lead	Q3			204m	818m	816m	816m	546m	410m	408m	408m	408m				
5	1	REIGN EM IN	56.95	0:28.18	03.55	06.59	13.06	1:00.19	0:58.21	0:59.74	0:37.88 [3]	1:08.05 [4]	1:38.07 [5]	2:06.26 [4]	2:37.83	1:59.93	1:58.14	+7m	56.73m
		Taylor Youl	Lead	Q3			201m	805m	806m	810m	543m	402m	402m	404m	406m				
6	4	IM ALL BUSINESS	56.05	0:29.04	03.60	06.70	13.35	0:59.82	0:58.95	1:02.01	0:38.02 [4]	1:07.93 [3]	1:37.85 [2]	2:06.88 [6]	2:39.86	2:01.83	1:59.66	+27m	83.95m
		Neil McCallum	Lead	Q3			205m	819m	814m	811m	547m	411m	408m	406m	405m				

Scratched: RABADA (2)

Note: Timing is based on positional data.

[] Indicates rank at the end of each section


--:-- No data available for this section

N/A Information not available

Bendigo-Professional-2026-05-20

Race 8: SPRING H2O GRADUATION SERIES 3YO PACE (2ND HEAT) - 1650m

20 May 2026 - 8:45PM



HARNESS RACING VICTORIA



Bendigo Harness Racing Club

RANK	TAB	Horse/ Driver	Top Speed (Km/h)	Fastest Section	First 50m	First 100m	First 200m	First Half	Middle Half	Last Half	Lead Time	1st Quarter	2nd Quarter	3rd Quarter	4th Quarter	Last Mile	Mile Rate	Distance Travelled	Gross Time/ Margin
												0:30.78 (0:28.63)	1:02.14 (0:31.36)	1:30.94 (0:28.80)	1:58.62 (0:27.68)				
1	6	ROCKNROLL WISH NZ	57.49	0:27.08	03.91	07.46	14.66	1:00.68	0:59.39	0:55.55	0:02.39 [5]	0:32.14 [4]	1:03.06 [4]	1:31.54 [4]	1:58.62	1:56.23	1:55.69	+11m	1:58.62
		James Herbertson	Q4	Q4			206m	815m	811m	817m		30m	409m	405m	406m				
2	7	SECRET SERVICE AG	55.04	0:27.56	03.95	07.55	14.88	1:00.97	0:59.08	0:55.71	0:02.47 [6]	0:32.52 [5]	1:03.44 [5]	1:31.59 [5]	1:59.15	1:56.68	1:56.21	+6m	7.16m
		Ryan Sanderson	Q4	Q4			207m	817m	810m	810m		30m	411m	406m	404m				
3	1	SOHO AMARYLLIS	54.61	0:27.96	03.68	06.86	13.13	1:00.28	1:00.14	0:56.75	0:02.26 [2]	0:31.20 [2]	1:02.55 [2]	1:31.34 [2]	1:59.30	1:57.04	1:56.35	-2m	9.12m
		Connor Clarke	Q1	Q4			201m	811m	809m	809m		29m	405m	405m	404m				
4	4	MIDNIGHT MOTH	55.87	0:28.62	03.63	06.74	12.99	0:59.98	1:00.15	0:57.85	0:02.15 [1]	0:30.78 [1]	1:02.14 [1]	1:30.94 [1]	2:00.00	1:57.83	1:57.04	+1m	18.6m
		Jason Lee	Q1	Q1			205m	813m	809m	810m		29m	408m	405m	404m				
5	5	MAJOR EASTWOOD	53.06	0:28.19	03.75	07.18	15.15	1:01.55	0:59.11	0:56.53	0:02.24 [3]	0:32.87 [6]	1:03.78 [6]	1:31.97 [6]	2:00.32	1:58.08	1:57.36	+2m	22.92m
		Kylie Sugars	Q3	Q3			204m	814m	810m	810m		29m	408m	406m	404m				
6	2	LIKE NO OTHER	52.96	0:28.59	03.82	07.17	13.80	1:00.36	0:59.70	0:57.74	0:02.28 [4]	0:31.55 [3]	1:02.65 [3]	1:31.23 [3]	2:00.39	1:58.10	1:57.42	+6m	23.8m
		Ellen Tormey	Q3	Q3			203m	812m	812m	816m		29m	406m	406m	406m				
7	3	ARUVAL	52.24	0:28.54	04.53	08.02	20.13	0:58.39	0:58.97	0:59.65	0:08.84 [7]	0:37.38 [7]	1:07.23 [7]	1:36.35 [7]	2:06.88	1:58.04	2:03.75	+78m	110.83m
		David Magri	Q1	Q1			202m	806m	807m	810m		113m	403m	403m	404m				

Note: Timing is based on positional data.

[] Indicates rank at the end of each section

--:-- No data available for this section

N/A Information not available

Bendigo-Professional-2026-05-20

Race 9: GOLD CENTRAL VICTORIA KINDERGARTEN 2YO PACE (2ND HEAT) - 1650m

20 May 2026 - 9:19PM



HARNESS RACING VICTORIA



Bendigo Harness Racing Club

RANK	TAB	Horse/ Driver	Top Speed (Km/h)	Fastest Section	First 50m	First 100m	First 200m	First Half	Middle Half	Last Half	Lead Time	1st Quarter	2nd Quarter	3rd Quarter	4th Quarter	Last Mile	Mile Rate	Distance Travelled	Gross Time/ Margin
												0:30.42 (0:28.18)	1:00.80 (0:30.38)	1:28.85 (0:28.05)	1:57.22 (0:28.37)				
1	3	COMEANDSEE	57.35	0:28.04	03.68	06.80	13.03	0:58.49	0:58.42	0:56.40	0:02.31 [2]	0:30.42 [1]	1:00.80 [1]	1:28.85 [1]	1:57.22	1:54.89	1:54.33	+9m	1:57.22
		Mark Pitt	Q1	Q3			203m	809m	809m	811m	40m	405m	404m	405m	406m				
2	7	KINGS GALLERY	55.76	0:27.26	04.05	07.52	14.54	0:59.32	0:57.34	0:57.27	0:02.70 [7]	0:31.95 [7]	1:02.03 [7]	1:29.28 [2]	1:59.30	1:56.59	1:56.36	+21m	27.89m
		Chris Svanosio	Q3	Q3			205m	816m	815m	813m	41m	409m	407m	407m	406m				
3	5	LATHER IN GOLD	54.40	0:28.04	04.00	07.45	14.14	0:59.13	0:58.25	0:58.15	0:02.60 [6]	0:31.52 [6]	1:01.73 [6]	1:29.76 [4]	1:59.88	1:57.28	1:56.92	+18m	35.62m
		Ryan Sanderson	Q3	Q3			203m	813m	812m	814m	40m	406m	407m	406m	409m				
4	1	GRANDIOSA	53.21	0:28.64	03.84	07.12	13.76	0:59.01	0:58.86	0:59.03	0:02.38 [5]	0:31.17 [5]	1:01.39 [5]	1:30.03 [7]	2:00.43	1:58.04	1:57.46	+11m	43.06m
		Jack Laugher	Q1	Q3			202m	805m	809m	817m	40m	403m	403m	406m	410m				
5	6	ALS CHOICE	58.32	0:28.45	03.63	06.67	12.91	0:58.62	0:58.56	1:00.41	0:02.24 [1]	0:30.74 [2]	1:00.86 [2]	1:29.31 [3]	2:01.28	1:59.03	1:58.29	+15m	54.48m
		Luke Watson	Q1	Q3			206m	816m	811m	809m	40m	410m	407m	404m	405m				
6	4	OZZIE DIAMOND	53.82	0:28.52	03.76	06.98	13.84	0:59.10	0:58.79	1:00.44	0:02.30 [4]	0:31.13 [4]	1:01.39 [4]	1:29.91 [5]	2:01.84	1:59.54	1:58.84	+20m	62.02m
		Rita Burnett	Q1	Q3			205m	818m	811m	813m	40m	411m	407m	404m	409m				
7	2	OZZIE TART	55.30	0:28.49	03.75	07.00	13.50	0:58.79	0:59.23	1:02.97	0:02.25 [3]	0:30.75 [3]	1:01.06 [3]	1:29.98 [6]	2:04.02	2:01.76	2:00.96	+8m	91.22m
		Daryl Douglas	Q1	Q1			203m	809m	808m	810m	40m	405m	404m	404m	405m				

Note: Timing is based on positional data.

[] Indicates rank at the end of each section

--:-- No data available for this section

N/A Information not available