

# Bendigo-Professional-2026-04-18

## Race 1: BENDIGO LOCKSMITHS FREE FOR ALL TROT - 1650m

18 April 2026 - 5:30PM



HARNESS RACING VICTORIA



Bendigo Harness Racing Club

RANK	TAB	Horse/Driver	Top Speed (Km/h)	Fastest Section	First 50m	First 100m	First 200m	First Half	Middle Half	Last Half	Lead Time	1st Quarter	2nd Quarter	3rd Quarter	4th Quarter	Last Mile	Mile Rate	Distance Travelled	Gross Time/Margin
			57.66	0:27.52	03.66	06.79	13.31	1:00.07	1:00.79	0:56.13	0:02.44 [1]	0:30.35 [1]	1:02.52 [1]	1:31.13 [1]	1:58.65	1:56.20	1:55.73	+1m	1:58.65
1	4	KEAYANG STUKA	Q1	Q4	202m	806m	804m	807m	33m	404m	402m	402m	405m	1613m	1:55.73	+1m	1:58.65		
		Lochie Cook																	
2	6	IMPERIAL MONARCH	Q1	Q4	205m	819m	813m	816m	34m	412m	406m	407m	409m	1635m	1:55.78	+23m	0.62m		
		Jason Lee																	
3	10	LOVEMETO NZ	Q4	Q4	203m	817m	821m	823m	34m	408m	410m	411m	412m	1640m	1:55.89	+28m	2.24m		
		Kerryn Manning																	
4	7	REMUS PHOENIX	Q4	Q4	205m	817m	819m	823m	34m	408m	408m	411m	412m	1639m	1:56.02	+28m	4.01m		
		Taylor Youl																	
5	5	GOTFEELINGSYOUKNOW	Q1	Q4	204m	816m	813m	815m	34m	409m	406m	407m	409m	1631m	1:56.08	+19m	4.77m		
		Ross Payne																	
6	9	TRACY THE JET	Q4	Q4	203m	816m	820m	825m	34m	407m	409m	411m	414m	1641m	1:56.18	+29m	6.26m		
		James Herbertson																	
7	2	MORE WANTED	Q1	Q4	201m	804m	805m	807m	34m	402m	402m	403m	404m	1611m	1:56.19	0m	6.33m		
		Jack Laugher																	

Note: Timing is based on positional data.

[ ] Indicates rank at the end of each section

-:--:- No data available for this section

N/A Information not available

# Bendigo-Professional-2026-04-18

## Race 1: BENDIGO LOCKSMITHS FREE FOR ALL TROT - 1650m

18 April 2026 - 5:30PM



HARNESS RACING VICTORIA



Bendigo Harness Racing Club

RANK	TAB	Horse/ Driver	Top Speed (Km/h)	Fastest Section	First 50m	First 100m	First 200m	First Half	Middle Half	Last Half	Lead Time 0:02.70	1st Quarter	2nd Quarter	3rd Quarter	4th Quarter	Last Mile	Mile Rate	Distance Travelled	Gross Time/ Margin
												0:30.30 (0:27.60)	1:02.60 (0:32.30)	1:31.20 (0:28.60)	1:58.70 (0:27.50)				
8	8	ALDEBARAN ACRUX U	53.65	0:27.50	03.99	07.48	14.35	1:00.43	1:00.32	0:56.07	0:03.05 [9]	0:31.74 [8]	1:03.48 [10]	1:32.07 [9]	1:59.56	1:56.51	1:56.61	0m	12.18m
		Chris Svanosio	Q4	Q4			201m	804m	805m	808m	34m	402m	401m	403m	405m				
9	3	EL RESAMO	55.93	0:27.75	03.75	06.98	13.66	1:00.82	1:00.68	0:56.35	0:02.50 [4]	0:31.26 [6]	1:03.33 [8]	1:31.94 [8]	1:59.68	1:57.17	1:56.73	+17m	13.71m
		David Barbetti	Q1	Q4			203m	812m	812m	815m	34m	407m	406m	406m	409m				
10	1	TWEEDLEDEE NZ	53.38	0:28.03	03.93	07.33	14.12	1:00.46	1:00.56	0:56.65	0:02.69 [7]	0:31.20 [5]	1:03.15 [7]	1:31.77 [7]	1:59.80	1:57.11	1:56.85	0m	15.34m
		Blake Pace	Q1	Q4			200m	805m	805m	807m	33m	402m	402m	402m	405m				

Note: Timing is based on positional data.

[ ] Indicates rank at the end of each section

-:--:- No data available for this section

N/A Information not available

# Bendigo-Professional-2026-04-18

## Race 2: NUTRIEN EQUINE BENDIGO VICBRED VOUCHER PACE - 1650m

18 April 2026 - 6:02PM



HARNESS RACING VICTORIA



Bendigo Harness Racing Club

RANK	TAB	Horse/Driver	Top Speed (Km/h)	Fastest Section	First 50m	First 100m	First 200m	First Half	Middle Half	Last Half	Lead Time	1st Quarter	2nd Quarter	3rd Quarter	4th Quarter	Last Mile	Mile Rate	Distance Travelled	Gross Time/Margin
												0:31.40 (0:28.60)	1:03.60 (0:32.20)	1:32.90 (0:29.30)	1:59.40 (0:26.50)				
1	5	<b>NEW SHUFFLE</b>	<b>59.35</b>	<b>0:26.67</b>	<b>03.64</b>	<b>06.69</b>	<b>13.26</b>	1:00.97	1:01.27	0:55.89	0:02.50 [1]	<b>0:31.42 [1]</b>	<b>1:03.48 [1]</b>	<b>1:32.69 [1]</b>	<b>1:59.36</b>	1:56.86	1:56.42	<b>+1m</b>	<b>1:59.36</b>
		James Herbertson	Q1	Q4			201m	803m	803m	808m		34m	402m	401m	402m				
2	1	<b>ARRHYTHMIA</b>	<b>57.71</b>	<b>0:26.49</b>	<b>03.77</b>	<b>06.97</b>	<b>13.56</b>	1:01.21	1:01.21	0:55.64	0:02.59 [3]	<b>0:31.76 [2]</b>	<b>1:03.81 [3]</b>	<b>1:32.97 [4]</b>	<b>1:59.45</b>	1:56.85	1:56.51	<b>0m</b>	<b>1:13m</b>
		Mark Pitt	Q4	Q4			201m	804m	804m	807m		33m	403m	402m	402m				
3	4	<b>LE BELLE BIJOUX</b>	<b>56.01</b>	<b>0:26.99</b>	<b>03.84</b>	<b>07.11</b>	<b>13.79</b>	1:01.00	1:00.64	0:56.08	0:02.64 [4]	<b>0:32.11 [5]</b>	<b>1:03.64 [2]</b>	<b>1:32.75 [2]</b>	<b>1:59.73</b>	1:57.09	1:56.78	<b>+17m</b>	<b>4.91m</b>
		Ellen Tormey	Q4	Q4			203m	814m	811m	814m		33m	409m	405m	406m				
4	6	<b>FOLLOWTHEACE</b>	<b>56.78</b>	<b>0:26.89</b>	<b>03.70</b>	<b>06.88</b>	<b>13.53</b>	1:01.40	1:01.08	0:55.94	0:02.53 [2]	<b>0:31.92 [3]</b>	<b>1:03.94 [4]</b>	<b>1:33.00 [5]</b>	<b>1:59.88</b>	1:57.34	1:56.93	<b>+17m</b>	<b>6.95m</b>
		Abbey Turnbull	Q1	Q4			204m	813m	811m	814m		34m	408m	405m	406m				
5	8	<b>DAY TWO</b>	<b>57.26</b>	<b>0:26.68</b>	<b>03.80</b>	<b>07.04</b>	<b>13.60</b>	1:01.22	1:01.17	0:55.77	0:02.88 [7]	<b>0:32.06 [4]</b>	<b>1:04.11 [5]</b>	<b>1:33.22 [6]</b>	<b>1:59.89</b>	1:57.00	1:56.94	<b>0m</b>	<b>7.07m</b>
		Nathan Jack	Q4	Q4			200m	804m	804m	807m		33m	403m	402m	402m				
6	9	<b>ALWAYS BE BLAKEY</b>	<b>57.87</b>	<b>0:26.56</b>	<b>03.97</b>	<b>07.40</b>	<b>14.04</b>	1:01.39	1:01.12	0:55.64	0:03.03 [8]	<b>0:32.38 [6]</b>	<b>1:04.42 [7]</b>	<b>1:33.51 [10]</b>	<b>2:00.06</b>	1:57.03	1:57.10	<b>+2m</b>	<b>9.40m</b>
		Jackie Barker	Q4	Q4			201m	805m	804m	807m		34m	403m	402m	403m				
7	3	<b>NORMS LADY</b>	<b>55.93</b>	<b>0:27.00</b>	<b>04.00</b>	<b>07.45</b>	<b>14.12</b>	1:01.46	1:00.76	0:56.01	0:02.75 [6]	<b>0:32.46 [7]</b>	<b>1:04.21 [6]</b>	<b>1:33.23 [7]</b>	<b>2:00.22</b>	1:57.47	1:57.26	<b>+18m</b>	<b>11.45m</b>
		Alex Ashwood	Q4	Q4			204m	814m	811m	815m		34m	408m	405m	406m				

Note: Timing is based on positional data.

[ ] Indicates rank at the end of each section

-:--:- No data available for this section

N/A Information not available

# Bendigo-Professional-2026-04-18

## Race 2: NUTRIEN EQUINE BENDIGO VICBRED VOUCHER PACE - 1650m

18 April 2026 - 6:02PM



HARNESS RACING VICTORIA



Bendigo Harness Racing Club

RANK	TAB	Horse/Driver	Top Speed (Km/h)	Fastest Section	First 50m	First 100m	First 200m	First Half	Middle Half	Last Half	Lead Time	1st Quarter	2nd Quarter	3rd Quarter	4th Quarter	Last Mile	Mile Rate	Distance Travelled	Gross Time/Margin
												0:31.40 (0:28.60)	1:03.60 (0:32.20)	1:32.90 (0:29.30)	1:59.40 (0:26.50)				
8	12	<b>OUR VINCENT CAN G</b>	<b>57.03</b>	<b>0:26.74</b>	<b>04.12</b>	<b>07.84</b>	<b>14.75</b>	1:01.93	1:00.44	<b>0:55.15</b>	0:03.15 [10]	<b>0:33.07 [10]</b>	<b>1:05.09 [11]</b>	<b>1:33.51 [9]</b>	<b>2:00.24</b>	1:57.09	1:57.28	<b>+18m</b>	<b>11.81m</b>
		Tasmyn Potter	Q3	Q4			204m	807m	809m	822m	34m	405m	402m	406m	416m				
9	11	<b>BLAKE BOLAC</b>	<b>55.43</b>	<b>0:27.40</b>	<b>03.99</b>	<b>07.55</b>	<b>14.34</b>	1:01.46	1:00.14	0:55.79	0:03.06 [9]	<b>0:32.77 [9]</b>	<b>1:04.52 [8]</b>	<b>1:32.92 [3]</b>	<b>2:00.31</b>	1:57.25	1:57.35	<b>+23m</b>	<b>12.74m</b>
		Jason Lee	Q4	Q4			203m	814m	814m	819m	34m	408m	406m	408m	411m				
10	10	<b>REPELLING</b>	<b>55.80</b>	<b>0:26.91</b>	<b>04.10</b>	<b>07.66</b>	<b>14.39</b>	1:01.56	1:00.91	0:55.80	0:03.19 [11]	<b>0:32.76 [8]</b>	<b>1:04.77 [9]</b>	<b>1:33.66 [11]</b>	<b>2:00.56</b>	1:57.37	1:57.60	<b>+7m</b>	<b>16.19m</b>
		Leigh Sutton	Q3	Q4			201m	806m	806m	812m	33m	403m	402m	404m	408m				
11	13	<b>DESSIE GEE</b>	<b>56.65</b>	<b>0:26.74</b>	<b>04.22</b>	<b>08.06</b>	<b>15.18</b>	1:02.11	1:00.52	0:55.38	0:03.30 [12]	<b>0:33.53 [12]</b>	<b>1:05.42 [12]</b>	<b>1:34.05 [12]</b>	<b>2:00.79</b>	1:57.49	1:57.81	<b>+8m</b>	<b>19.16m</b>
		Damian Wilson	Q4	Q4			203m	808m	805m	810m	33m	406m	402m	403m	408m				
12	7	<b>ROCKANDANCE</b>	<b>55.60</b>	<b>0:27.65</b>	<b>03.95</b>	<b>07.33</b>	<b>14.25</b>	1:02.11	<b>1:00.12</b>	0:56.02	0:02.73 [5]	<b>0:33.11 [11]</b>	<b>1:04.85 [10]</b>	<b>1:33.23 [8]</b>	<b>2:00.87</b>	1:58.13	1:57.89	<b>+29m</b>	<b>20.21m</b>
		Kerryn Manning	Q3	Q4			206m	818m	<b>814m</b>	821m	34m	413m	405m	<b>408m</b>	413m				

Scratched: STRAPPING RED (2)

Note: Timing is based on positional data.

[ ] Indicates rank at the end of each section

-:--:- No data available for this section

N/A Information not available



HARNESS RACING VICTORIA

# Bendigo-Professional-2026-04-18

## Race 3: GOLD CENTRAL VICTORIA PACE - 1650m

18 April 2026 - 6:31PM



Bendigo Harness Racing Club


RANK	TAB	Horse/Driver	Top Speed (Km/h)	Fastest Section	First 50m	First 100m	First 200m	First Half	Middle Half	Last Half	Lead Time	1st Quarter	2nd Quarter	3rd Quarter	4th Quarter	Last Mile	Mile Rate	Distance Travelled	Gross Time/Margin
												0:30.10 (0:27.30)	1:01.10 (0:31.00)	1:30.80 (0:29.70)	1:58.20 (0:27.40)				
1	7	WILLOWS GIRL	55.58	0:27.47	03.54	06.81	13.49	0:58.49	0:59.90	0:57.01	0:02.68 [3]	0:30.82 [5]	1:01.18 [2]	1:30.71 [2]	1:58.18	1:55.49	1:55.27	+23m	1:58.18
		Mark Pitt	Q1	Q4			210m	823m	811m	813m	34m	417m	405m	406m	407m				
2	6	IM DOWNBYTHEBEACH	56.88	0:27.57	03.50	06.67	13.17	0:58.30	1:00.37	0:57.36	0:02.65 [2]	0:30.24 [1]	1:00.96 [1]	1:30.60 [1]	1:58.31	1:55.65	1:55.39	+13m	1:73m
		Tasmyn Potter	Q1	Q1			209m	819m	803m	807m	34m	418m	401m	402m	405m				
3	9	KIA ORA BEAUTY	56.44	0:27.13	03.59	06.80	13.40	0:58.56	1:00.41	0:56.75	0:03.02 [9]	0:30.81 [4]	1:01.59 [5]	1:31.22 [7]	1:58.34	1:55.31	1:55.42	0m	2:15m
		James Herbertson	Q1	Q4			202m	805m	804m	808m	34m	404m	402m	402m	406m				
4	12	IN AN IDEAL WORLD	55.86	0:27.54	03.56	06.80	13.46	0:59.07	0:59.55	0:56.33	0:02.97 [8]	0:31.30 [8]	1:02.04 [8]	1:30.85 [3]	1:58.38	1:55.41	1:55.46	+24m	2:64m
		Ewa Justice	Q1	Q4			206m	818m	814m	818m	34m	413m	406m	408m	410m				
5	1	JUST AS WELL NZ	56.27	0:27.60	03.53	06.74	13.39	0:58.60	1:00.42	0:57.23	0:02.68 [4]	0:30.51 [2]	1:01.28 [3]	1:30.93 [4]	1:58.52	1:55.83	1:55.60	0m	4:47m
		Jordan Leedham	Q1	Q4			201m	806m	804m	807m	34m	403m	402m	402m	406m				
6	4	LOU WILL NZ	56.79	0:27.38	03.50	06.67	13.21	0:59.11	1:00.34	0:56.92	0:02.64 [1]	0:30.97 [6]	1:01.76 [6]	1:31.31 [8]	1:58.68	1:56.03	1:55.76	+18m	6:64m
		Luke Dunne	Q1	Q4			206m	816m	812m	814m	34m	410m	406m	406m	408m				
7	2	SCHEMING	55.45	0:27.26	03.65	06.98	13.75	0:59.50	0:59.74	0:56.35	0:02.84 [7]	0:31.68 [10]	1:02.35 [11]	1:31.43 [9]	1:58.69	1:55.85	1:55.77	+22m	6:75m
		Nathan Jack	Q4	Q4			204m	814m	812m	820m	34m	409m	405m	407m	414m				

Note: Timing is based on positional data.

[ ] Indicates rank at the end of each section

-:--:- No data available for this section

N/A Information not available



HARNESS RACING VICTORIA

# Bendigo-Professional-2026-04-18

## Race 3: GOLD CENTRAL VICTORIA PACE - 1650m

18 April 2026 - 6:31PM



Bendigo Harness Racing Club

RANK	TAB	Horse/ Driver	Top Speed (Km/h)	Fastest Section	First 50m	First 100m	First 200m	First Half	Middle Half	Last Half	Lead Time 0:02.80	1st Quarter	2nd Quarter	3rd Quarter	4th Quarter	Last Mile	Mile Rate	Distance Travelled	Gross Time/ Margin
												0:30.10 (0:27.30)	1:01.10 (0:31.00)	1:30.80 (0:29.70)	1:58.20 (0:27.40)				
8	11	<b>BLACKJACK WHACKO</b>	<b>54.91</b>	<b>0:27.56</b>	<b>03.70</b>	<b>07.16</b>	<b>13.88</b>	0:59.16	<b>0:59.11</b>	0:56.36	0:03.18 [12]	<b>0:32.03 [12]</b>	<b>1:02.35 [10]</b>	<b>1:31.14 [6]</b>	<b>1:58.70</b>	1:55.52	1:55.78	<b>+23m</b>	<b>6.85m</b>
		Taylor Youl	Q4	Q4			204m	814m	815m	821m	34m	408m	406m	409m	411m				
9	10	<b>EDUARDE GRANGE</b>	<b>55.07</b>	<b>0:27.21</b>	<b>03.65</b>	<b>07.02</b>	<b>13.71</b>	0:58.82	1:00.36	0:56.80	0:03.08 [10]	<b>0:31.15 [7]</b>	<b>1:01.91 [7]</b>	<b>1:31.51 [10]</b>	<b>1:58.71</b>	1:55.62	1:55.78	<b>+1m</b>	<b>7.07m</b>
		Tayla French	Q4	Q4			203m	805m	805m	808m	34m	403m	402m	403m	405m				
10	5	<b>SOHO PLAYGIRL</b>	<b>56.08</b>	<b>0:27.67</b>	<b>03.54</b>	<b>06.78</b>	<b>13.26</b>	0:58.75	1:00.38	0:57.26	0:02.71 [6]	<b>0:30.68 [3]</b>	<b>1:01.47 [4]</b>	<b>1:31.05 [5]</b>	<b>1:58.72</b>	1:56.01	1:55.79	<b>+21m</b>	<b>7.17m</b>
		Laura Wilson	Q1	Q4			207m	819m	811m	815m	34m	414m	405m	406m	409m				
11	3	<b>INTERPRETATION</b>	<b>55.80</b>	<b>0:27.28</b>	<b>03.55</b>	<b>06.78</b>	<b>13.57</b>	0:59.51	1:00.20	0:56.78	0:02.69 [5]	<b>0:31.51 [9]</b>	<b>1:02.20 [9]</b>	<b>1:31.72 [11]</b>	<b>1:58.99</b>	1:56.30	1:56.06	<b>+10m</b>	<b>10.81m</b>
		Alex Ashwood	Q1	Q4			204m	810m	806m	813m	34m	408m	402m	404m	409m				
12	13	<b>FEEL THE REIGN</b>	<b>54.50</b>	<b>0:27.24</b>	<b>03.61</b>	<b>06.95</b>	<b>13.72</b>	0:59.36	0:59.91	0:56.59	0:03.13 [11]	<b>0:31.94 [11]</b>	<b>1:02.49 [12]</b>	<b>1:31.84 [12]</b>	<b>1:59.08</b>	1:55.94	1:56.15	<b>+8m</b>	<b>12.02m</b>
		Jack Laugher	Q4	Q4			207m	812m	805m	808m	34m	410m	402m	403m	405m				

Scratched: TALLARAS SHADOW (8)

Note: Timing is based on positional data.

[ ] Indicates rank at the end of each section

-:--:- No data available for this section

N/A Information not available

# Bendigo-Professional-2026-04-18

## Race 4: HARAS DES TROTTEURS TROT - 2150m

18 April 2026 - 6:58PM



HARNESS RACING VICTORIA



Bendigo Harness Racing Club


RANK	TAB	Horse/Driver	Top Speed (Km/h)	Fastest Section	First 50m	First 100m	First 200m	First Half	Middle Half	Last Half	Lead Time	1st Quarter	2nd Quarter	3rd Quarter	4th Quarter	Last Mile	Mile Rate	Distance Travelled	Gross Time/Margin
												0:41.00	1:12.00 (0:31.00)	1:43.70 (0:31.70)	2:13.00 (0:29.30)				
1	1	THE PRIESTESS	55.66	0:27.27	04.75	09.02	16.65	1:02.60	1:00.69	0:56.56	0:42.37 [8]	1:13.56 [8]	1:44.97 [9]	2:14.26 [9]	2:41.53	1:59.16	2:00.91	+8m	2:41.53
		Lochie Cook	Q4	Q4			202m	805m	805m	812m	533m	403m	402m	403m	409m				
2	3	SIX NATIONS	52.08	0:28.79	03.95	07.42	14.73	1:02.56	1:00.76	0:58.14	0:41.08 [1]	1:12.24 [1]	1:43.65 [1]	2:13.00 [1]	2:41.79	2:00.71	2:01.11	0m	3:51m
		James Herbertson	Lead	Q4			201m	803m	804m	807m	533m	401m	402m	402m	405m				
3	10	ROMANTIC NINA	54.01	0:28.07	04.19	07.88	15.31	1:02.26	1:00.33	0:57.34	0:42.21 [7]	1:13.43 [7]	1:44.47 [6]	2:13.76 [6]	2:41.82	1:59.60	2:01.13	+29m	3:88m
		Liam Older	Q4	Q4			204m	814m	813m	818m	539m	408m	407m	407m	412m				
4	2	RUN FOREST RUN NZ	51.84	0:28.54	04.03	07.60	15.03	1:02.52	1:00.72	0:57.89	0:41.44 [2]	1:12.60 [2]	1:43.96 [3]	2:13.31 [3]	2:41.85	2:00.40	2:01.15	+4m	4:21m
		Alex Ashwood	Q4	Q4			202m	805m	804m	807m	534m	403m	402m	402m	405m				
5	8	QUEEN KIZEN NZ	52.62	0:28.28	04.21	07.74	15.06	1:02.55	1:00.71	0:57.60	0:41.76 [4]	1:12.93 [4]	1:44.32 [5]	2:13.63 [5]	2:41.91	2:00.14	2:01.19	+3m	5:03m
		John Caldwell	Q4	Q4			202m	806m	805m	807m	533m	403m	402m	402m	404m				
6	9	FAITH FULL	52.66	0:28.45	04.06	07.60	15.00	1:02.28	1:00.37	0:57.75	0:41.88 [5]	1:13.09 [5]	1:44.17 [4]	2:13.46 [4]	2:41.91	2:00.02	2:01.19	+23m	5:08m
		Matthew Gath	Q4	Q4			204m	814m	812m	814m	538m	407m	406m	405m	408m				
7	4	MAC FLICK	52.54	0:28.88	04.00	07.53	15.02	1:02.28	1:00.32	0:58.11	0:41.59 [3]	1:12.79 [3]	1:43.87 [2]	2:13.12 [2]	2:41.99	2:00.40	2:01.25	+23m	6:09m
		Josh Duggan	Q4	Q4			203m	814m	813m	814m	538m	407m	407m	406m	407m				

Note: Timing is based on positional data.

[ ] Indicates rank at the end of each section

-:--:- No data available for this section

N/A Information not available



HARNESS RACING VICTORIA

# Bendigo-Professional-2026-04-18

## Race 4: HARAS DES TROTTEURS TROT - 2150m

18 April 2026 - 6:58PM



Bendigo Harness Racing Club

RANK	TAB	Horse/ Driver	Top Speed (Km/h)	Fastest Section	First 50m	First 100m	First 200m	First Half	Middle Half	Last Half	Lead Time	1st Quarter	2nd Quarter	3rd Quarter	4th Quarter	Last Mile	Mile Rate	Distance Travelled	Gross Time/ Margin
												0:41.00	1:12.00 (0:31.00)	1:43.70 (0:31.70)	2:13.00 (0:29.30)				
8	7	<b>COCONUT MICKEY</b>	<b>53.03</b>	<b>0:28.22</b>	<b>04.25</b>	<b>08.15</b>	<b>15.90</b>	1:02.57	1:00.68	0:57.51	0:42.06 [6]	<b>1:13.26 [6]</b>	<b>1:44.65 [7]</b>	<b>2:13.94 [7]</b>	<b>2:42.15</b>	2:00.08	2:01.37	<b>+5m</b>	<b>8.25m</b>
		Chris Svanosio	Q4	Q4			204m	804m	805m	808m	535m	403m	402m	403m	405m				
9	5	<b>WATCH AND ACT</b>	<b>54.08</b>	<b>0:28.17</b>	<b>04.17</b>	<b>07.80</b>	<b>15.69</b>	1:02.26	1:00.33	0:57.45	0:42.53 [9]	<b>1:13.75 [9]</b>	<b>1:44.80 [8]</b>	<b>2:14.07 [8]</b>	<b>2:42.24</b>	1:59.70	2:01.44	<b>+28m</b>	<b>9.51m</b>
		Ellen Tormey	Q4	Q4			206m	814m	813m	815m	541m	408m	407m	407m	408m				
10	6	<b>WALLIS</b>	<b>53.52</b>	<b>0:28.06</b>	<b>04.06</b>	<b>07.81</b>	<b>15.82</b>	1:02.49	1:00.56	0:57.26	0:42.82 [10]	<b>1:13.97 [10]</b>	<b>1:45.32 [10]</b>	<b>2:14.53 [10]</b>	<b>2:42.57</b>	1:59.75	2:01.70	<b>+17m</b>	<b>14.03m</b>
		Jack Laugher	Q4	Q4			208m	806m	808m	813m	541m	403m	403m	406m	407m				

Note: Timing is based on positional data.

[ ] Indicates rank at the end of each section

-:--:- No data available for this section

N/A Information not available

# Bendigo-Professional-2026-04-18

## Race 5: GARRARDS HORSE & HOUND FINAL - 1650m

18 April 2026 - 7:37PM



HARNESS RACING VICTORIA



Bendigo Harness Racing Club


RANK	TAB	Horse/Driver	Top Speed (Km/h)	Fastest Section	First 50m	First 100m	First 200m	First Half	Middle Half	Last Half	Lead Time	1st Quarter	2nd Quarter	3rd Quarter	4th Quarter	Last Mile	Mile Rate	Distance Travelled	Gross Time/Margin
												0:30.90 (0:28.30)	1:01.50 (0:30.60)	1:29.00 (0:27.50)	1:55.60 (0:26.60)				
1	6	KEAYANG RENEGADE	55.48	0:26.72	03.78	07.09	13.91	0:58.73	0:56.59	0:54.17	0:02.68	0:32.28	1:01.42	1:28.88	1:55.59	1:52.91	1:52.74	+13m	1:55.59
		Jason Lee	Q3	Q4			204m	815m	808m	808m	33m	410m	406m	403m	405m				
2	12	SANCHEZ	55.56	0:27.02	03.86	07.26	14.39	0:58.56	0:56.39	0:54.36	0:03.12	0:32.64	1:01.69	1:29.03	1:56.05	1:52.93	1:53.19	+21m	6.20m
		Nathan Jack	Q3	Q4			205m	818m	813m	813m	34m	411m	407m	406m	407m				
3	1	INSIDER TRADING	57.59	0:27.39	03.69	06.83	13.38	0:59.12	0:58.05	0:54.81	0:02.56	0:31.10	1:01.70	1:29.14	1:56.52	1:53.94	1:53.65	0m	12.50m
		James Herbertson	Q1	Q4			200m	802m	804m	807m	34m	401m	401m	403m	404m				
4	9	LILSTREPO	55.65	0:27.09	03.86	07.17	13.77	0:59.18	0:58.02	0:54.57	0:03.05	0:31.73	1:02.24	1:29.75	1:56.83	1:53.78	1:53.95	+1m	16.60m
		Alex Ashwood	Q3	Q4			202m	803m	803m	807m	34m	402m	401m	403m	404m				
5	8	DRESSED IN GOLD NZ	57.61	0:27.21	03.75	06.92	13.39	0:58.77	0:57.98	0:55.34	0:02.75	0:31.69	1:01.53	1:29.67	1:56.87	1:54.11	1:53.99	+4m	17.20m
		Ewa Justice	Q1	Q4			207m	799m	802m	814m	34m	408m	391m	411m	403m				
6	4	MORRIS BROWN	55.92	0:27.40	03.75	06.98	13.59	0:59.38	0:57.86	0:54.92	0:02.61	0:31.51	1:01.99	1:29.38	1:56.90	1:54.28	1:54.02	+19m	17.60m
		Lochie Cook	Q1	Q3			205m	815m	811m	813m	34m	409m	405m	406m	407m				
7	10	ROYAL APPOINTMENT	Did not track.																22m
		Jack Laugher																	

Note: Timing is based on positional data.

[ ] Indicates rank at the end of each section

-:--:- No data available for this section

N/A Information not available



HARNESS RACING VICTORIA

# Bendigo-Professional-2026-04-18

## Race 5: GARRARDS HORSE & HOUND FINAL - 1650m

18 April 2026 - 7:37PM



Bendigo Harness Racing Club

RANK	TAB	Horse/Driver	Top Speed (Km/h)	Fastest Section	First 50m	First 100m	First 200m	First Half	Middle Half	Last Half	Lead Time	1st Quarter	2nd Quarter	3rd Quarter	4th Quarter	Last Mile	Mile Rate	Distance Travelled	Gross Time/Margin
												0:30.90 (0:28.30)	1:01.50 (0:30.60)	1:29.00 (0:27.50)	1:55.60 (0:26.60)				
8	2	<b>SPORTS NARRATOR</b>	<b>55.92</b>	<b>0:27.36</b>	03.76	07.02	13.76	0:59.94	0:57.76	0:54.74	0:02.63	<b>0:32.15</b>	<b>1:02.56</b>	<b>1:29.92</b>	<b>1:57.30</b>	1:54.67	1:54.41	+17m	22.90m
		Peter Salathiel	Q3	Q3			202m	812m	812m	814m	34m	406m	406m	406m	407m				
9	3	<b>MAAS BETTING AGAIN</b>	<b>57.74</b>	<b>0:27.28</b>	03.68	06.81	13.52	0:59.86	0:57.87	0:54.97	0:02.48	<b>0:31.75</b>	<b>1:02.35</b>	<b>1:29.62</b>	<b>1:57.31</b>	1:54.82	1:54.42	+17m	23.10m
		Josh Duggan	Q1	Q3			199m	811m	813m	815m	34m	404m	407m	405m	409m				
10	13	<b>LOUGLE</b>	<b>57.61</b>	<b>0:26.75</b>	03.91	07.43	14.64	1:00.02	0:56.83	0:54.37	0:03.15	<b>0:33.09</b>	<b>1:03.17</b>	<b>1:29.92</b>	<b>1:57.54</b>	1:54.39	1:54.64	+32m	26.10m
		Glen Craven	Q3	Q3			206m	818m	816m	824m	34m	411m	406m	409m	414m				
11	11	<b>OZZIE CORKA</b>	<b>57.64</b>	<b>0:26.80</b>	03.91	07.32	14.20	0:59.74	0:57.12	0:54.92	0:03.12	<b>0:32.55</b>	<b>1:02.86</b>	<b>1:29.67</b>	<b>1:57.79</b>	1:54.67	1:54.89	+24m	29.50m
		Tasmyn Potter	Q3	Q3			204m	813m	814m	821m	34m	407m	406m	408m	413m				
12	7	<b>RABADA</b>	<b>55.17</b>	<b>0:26.94</b>	03.94	07.48	14.46	1:00.67	0:57.00	0:54.77	0:02.78	<b>0:33.38</b>	<b>1:03.45</b>	<b>1:30.39</b>	<b>1:58.21</b>	1:55.43	1:55.30	+19m	35.10m
		Michael Bellman	Q3	Q3			208m	819m	808m	809m	34m	415m	404m	404m	405m				

Scratched: SCHERGER THAT (5)

Note: Timing is based on positional data.

[ ] Indicates rank at the end of each section

-:--:- No data available for this section

N/A Information not available

# Bendigo-Professional-2026-04-18

## Race 6: BENDIGO SKI BOAT CENTRE PACE - 2150m

18 April 2026 - 8:04PM



HARNESS RACING VICTORIA



Bendigo Harness Racing Club

RANK	TAB	Horse/Driver	Top Speed (Km/h)	Fastest Section	First 50m	First 100m	First 200m	First Half	Middle Half	Last Half	Lead Time	1st Quarter	2nd Quarter	3rd Quarter	4th Quarter	Last Mile	Mile Rate	Distance Travelled	Gross Time/Margin
												0:39.70	1:10.30 (0:30.60)	1:42.20 (0:31.90)	2:11.60 (0:29.40)				
1	8	MAXNJAX	58.51	0:26.00	03.78	07.01	13.77	1:02.53	1:01.02	0:55.27	0:39.93 [3]	1:10.72 [2]	1:42.47 [3]	2:11.75 [3]	2:37.74	1:57.81	1:58.07	0m	2:37.74
		James Herbertson	Q4	Q4			201m	803m	802m	806m	531m	402m	401m	401m	405m				
2	9	SOAP AND BUBBLES	58.26	0:25.86	03.95	07.24	13.96	1:02.54	1:01.01	0:55.11	0:40.20 [5]	1:11.00 [4]	1:42.75 [5]	2:12.00 [6]	2:37.86	1:57.65	1:58.16	+1m	1.64m
		Kerryn Manning	Q4	Q4			201m	803m	802m	807m	532m	402m	400m	402m	405m				
3	1	CARDIGAN DAN	56.23	0:26.42	03.74	06.97	13.78	1:02.52	1:01.05	0:55.74	0:39.64 [1]	1:10.45 [1]	1:42.16 [1]	2:11.50 [1]	2:37.91	1:58.26	1:58.20	+1m	2.35m
		Mark Pitt	Q4	Q4			202m	804m	802m	806m	531m	403m	401m	401m	405m				
4	5	CEE CEE LOU	55.48	0:26.97	03.80	07.08	13.82	1:02.50	1:00.85	0:56.28	0:39.84 [2]	1:10.83 [3]	1:42.35 [2]	2:11.68 [2]	2:38.64	1:58.79	1:58.75	+31m	12.07m
		Ellen Tormey	Q4	Q4			206m	813m	811m	814m	544m	408m	405m	406m	408m				
5	4	SERGEANT LOU	56.40	0:26.67	03.74	06.94	13.84	1:02.53	1:00.84	0:55.98	0:40.13 [4]	1:11.13 [5]	1:42.66 [4]	2:11.97 [5]	2:38.64	1:58.51	1:58.75	+24m	12.14m
		Michael Bellman	Lead	Q4			203m	814m	811m	813m	538m	408m	406m	406m	407m				
6	2	TOORAM MAGIC	55.64	0:26.48	03.97	07.47	14.56	1:02.56	1:00.94	0:55.69	0:40.50 [7]	1:11.35 [6]	1:43.07 [7]	2:12.28 [9]	2:38.77	1:58.27	1:58.84	+3m	13.81m
		Alex Ashwood	Q4	Q4			202m	804m	803m	807m	532m	403m	401m	402m	405m				
7	3	DO IT	55.99	0:26.54	03.82	07.18	14.19	1:02.51	1:00.80	0:55.82	0:40.47 [6]	1:11.46 [7]	1:42.99 [6]	2:12.26 [8]	2:38.80	1:58.32	1:58.87	+26m	14.30m
		Jordan Leedham	Q4	Q4			204m	814m	812m	814m	539m	408m	406m	406m	408m				

Note: Timing is based on positional data.

[ ] Indicates rank at the end of each section

-:--:- No data available for this section

N/A Information not available

# Bendigo-Professional-2026-04-18

## Race 6: BENDIGO SKI BOAT CENTRE PACE - 2150m

18 April 2026 - 8:04PM



HARNESS RACING VICTORIA



Bendigo Harness Racing Club

RANK	TAB	Horse/ Driver	Top Speed (Km/h)	Fastest Section	First 50m	First 100m	First 200m	First Half	Middle Half	Last Half	Lead Time 0:39.70	1st Quarter	2nd Quarter	3rd Quarter	4th Quarter	Last Mile	Mile Rate	Distance Travelled	Gross Time/ Margin
												1:10.30 (0:30.60)	1:42.20 (0:31.90)	2:11.60 (0:29.40)	2:37.70 (0:26.10)				
8	6	<b>BIG BAD OSSIE</b>	<b>55.46</b>	<b>0:27.19</b>	<b>04.05</b>	<b>07.55</b>	<b>14.50</b>	1:02.47	<b>1:00.07</b>	0:55.73	0:40.80 [8]	<b>1:11.77 [9]</b>	<b>1:43.28 [8]</b>	<b>2:11.83 [4]</b>	<b>2:39.02</b>	1:58.21	1:59.03	<b>+32m</b>	<b>17.21m</b>
		Abbey Turnbull	Q4	Q4			205m	814m	<b>814m</b>	819m	539m	408m	<b>406m</b>	<b>409m</b>	410m				
9	11	<b>BIZZNESS CLASS</b>	<b>55.71</b>	<b>0:26.43</b>	<b>04.05</b>	<b>07.59</b>	<b>14.70</b>	1:02.56	1:00.96	0:55.62	0:40.84 [9]	<b>1:11.68 [8]</b>	<b>1:43.42 [9]</b>	<b>2:12.63 [11]</b>	<b>2:39.05</b>	1:58.20	1:59.05	<b>+4m</b>	<b>17.57m</b>
		Luke Dunne	Q4	Q4			203m	805m	804m	807m	533m	403m	402m	402m	405m				
10	10	<b>FRUGAL FARE</b>	<b>55.86</b>	<b>0:27.09</b>	<b>03.95</b>	<b>07.38</b>	<b>14.46</b>	1:02.45	1:00.09	0:55.66	0:41.13 [10]	<b>1:12.06 [10]</b>	<b>1:43.59 [10]</b>	<b>2:12.15 [7]</b>	<b>2:39.24</b>	1:58.11	1:59.20	<b>+36m</b>	<b>20.14m</b>
		Jack Laugher	Q4	Q4			205m	815m	815m	821m	540m	409m	<b>406m</b>	409m	412m				
11	7	<b>CAPTAIN PINS NZ</b>	<b>55.47</b>	<b>0:26.97</b>	<b>04.14</b>	<b>07.80</b>	<b>15.05</b>	1:02.45	1:00.24	0:55.67	0:41.43 [11]	<b>1:12.34 [11]</b>	<b>1:43.89 [11]</b>	<b>2:12.57 [10]</b>	<b>2:39.55</b>	1:58.11	1:59.43	<b>+29m</b>	<b>24.35m</b>
		Chris Svanosio	Q4	Q4			206m	<b>814m</b>	812m	815m	540m	408m	406m	406m	408m				

Note: Timing is based on positional data.

[ ] Indicates rank at the end of each section

-:--:- No data available for this section

N/A Information not available



HARNESS RACING VICTORIA

# Bendigo-Professional-2026-04-18

## Race 7: WORLDS BEST HOOF OIL TROT - 2150m

18 April 2026 - 8:40PM



Bendigo Harness Racing Club


RANK	TAB	Horse/Driver	Top Speed (Km/h)	Fastest Section	First 50m	First 100m	First 200m	First Half	Middle Half	Last Half	Lead Time	1st Quarter	2nd Quarter	3rd Quarter	4th Quarter	Last Mile	Mile Rate	Distance Travelled	Gross Time/Margin
1	1	LITTLE YANKEE	53.02	0:28.03	04.12	07.57	14.70	1:02.62	0:58.99	0:56.67	0:40.01 [3]	1:12.28 [4]	1:42.63 [5]	2:11.27 [5]	2:39.30	1:59.28	1:59.24	0m	2:39.30
		Luke Dunne	Q4	Q4			203m	804m	804m	807m	533m	402m	402m	402m	405m				
2	5	BENNIE AND THE JE	53.82	0:28.66	04.00	07.36	14.30	1:02.61	0:59.02	0:57.32	0:39.36 [1]	1:11.62 [1]	1:41.97 [1]	2:10.64 [1]	2:39.30	1:59.94	1:59.24	+4m	0.03m
		Leigh Sutton	Lead	Q3			204m	804m	803m	807m	538m	402m	401m	402m	405m				
3	2	KEAYANG KURKI	54.01	0:28.42	03.98	07.32	14.39	1:02.62	0:58.99	0:57.08	0:39.68 [2]	1:11.97 [3]	1:42.30 [3]	2:10.96 [3]	2:39.38	1:59.70	1:59.30	+1m	1.11m
		Jason Lee	Lead	Q4			202m	805m	804m	807m	533m	403m	402m	402m	405m				
4	6	NEPHEW OF SONOKO	53.48	0:28.04	04.16	07.75	15.06	1:02.61	0:58.96	0:56.69	0:40.30 [4]	1:12.61 [6]	1:42.92 [7]	2:11.56 [7]	2:39.60	1:59.28	1:59.47	+3m	4.01m
		Jack Laugher	Q4	Q4			204m	806m	805m	807m	535m	404m	402m	403m	404m				
5	8	AVANT GUARD	51.71	0:28.71	04.27	07.85	15.17	1:02.12	0:58.53	0:58.00	0:40.62 [6]	1:12.95 [7]	1:42.75 [6]	2:11.47 [6]	2:40.76	2:00.13	2:00.33	+13m	19.55m
		Ellen Tormey	Q3	Q3			202m	810m	811m	816m	532m	404m	405m	406m	410m				
6	7	QUIRKY CHARACTER	52.66	0:28.55	04.24	07.90	15.27	1:01.72	0:58.67	0:58.65	0:40.70 [7]	1:12.30 [5]	1:42.43 [4]	2:10.97 [4]	2:41.07	2:00.36	2:00.56	+25m	23.68m
		James Herbertson	Q3	Q3			206m	813m	813m	817m	539m	407m	406m	407m	410m				
7	4	ALDEBARAN BROOKE	52.41	0:28.85	04.07	07.52	14.81	1:01.69	0:58.97	0:59.83	0:40.36 [5]	1:11.93 [2]	1:42.05 [2]	2:10.91 [2]	2:41.89	2:01.53	2:01.18	+19m	34.73m
		Josh Duggan	Lead	Q3			205m	812m	810m	813m	539m	407m	405m	405m	408m				

Note: Timing is based on positional data.

[ ] Indicates rank at the end of each section

-:--:- No data available for this section

N/A Information not available



HARNESS RACING VICTORIA

# Bendigo-Professional-2026-04-18

## Race 7: WORLDS BEST HOOF OIL TROT - 2150m

18 April 2026 - 8:40PM



Bendigo Harness Racing Club

RANK	TAB	Horse/ Driver	Top Speed (Km/h)	Fastest Section	First 50m	First 100m	First 200m	First Half	Middle Half	Last Half	Lead Time	1st Quarter	2nd Quarter	3rd Quarter	4th Quarter	Last Mile	Mile Rate	Distance Travelled	Gross Time/ Margin
			51.55	0:28.62			19.84	0:58.97	0:58.05	0:58.66	0:44.91 [8]	1:11.20 (0:31.90)	1:41.90 (0:30.70)	2:10.50 (0:28.60)	2:39.30 (0:28.80)				
8	3	OUR MARVELLA NZ	Q3	Q3	04.18	08.52						1:14.48 [8]	1:43.89 [8]	2:12.52 [8]	2:42.56	1:57.64	2:01.68	+9m	43.76m
		John Caldwell					207m	808m	806m	807m	538m	405m	403m	403m	404m	1615m			

Note: Timing is based on positional data.

[ ] Indicates rank at the end of each section

-:--:-- No data available for this section

N/A Information not available



HARNESS RACING VICTORIA

# Bendigo-Professional-2026-04-18

## Race 8: J & A MAZZETTI PAINTING PACE - 1650m

18 April 2026 - 9:09PM



Bendigo Harness Racing Club

RANK	TAB	Horse/Driver	Top Speed (Km/h)	Fastest Section	First 50m	First 100m	First 200m	First Half	Middle Half	Last Half	Lead Time	1st Quarter	2nd Quarter	3rd Quarter	4th Quarter	Last Mile	Mile Rate	Distance Travelled	Gross Time/Margin
												0:29.60 (0:26.90)	0:58.80 (0:29.20)	1:25.90 (0:27.10)	1:54.30 (0:28.40)				
1	5	CALEXICO	58.18	0:27.14	03.45	06.56	13.02	0:56.27	0:56.01	0:55.31	0:02.71 [2]	0:30.12 [3] (0:27.40)	0:58.99 [3] (0:28.87)	1:26.13 [3] (0:27.14)	1:54.30 (0:28.18)	1:51.57 1616m	1:51.48	+1m	1:54.30
		Damian Wilson	Q1	Q3			203m	807m	805m	808m	33m	405m	403m	402m	406m				
2	7	OLIVER DAN	56.31	0:27.14	03.49	06.71	13.15	0:55.96	0:55.92	0:55.74	0:02.72 [3]	0:29.91 [2] (0:27.18)	0:58.68 [1] (0:28.78)	1:25.82 [1] (0:27.14)	1:54.42 (0:28.60)	1:51.69 1636m	1:51.60	+21m	1:69m
		James Herbertson	Q1	Q3			208m	821m	812m	814m	33m	415m	406m	406m	409m				
3	2	HES NO ROMEO NZ	56.89	0:27.15	03.47	06.65	13.33	0:56.51	0:56.02	0:55.20	0:02.77 [5]	0:30.41 [5] (0:27.64)	0:59.28 [6] (0:28.87)	1:26.43 [5] (0:27.15)	1:54.48 (0:28.05)	1:51.71 1615m	1:51.66	0m	2:47m
		Jack Laugher	Q1	Q3			201m	807m	805m	808m	33m	404m	403m	403m	405m				
4	6	OUR LUCIANO	56.74	0:27.11	03.46	06.63	13.05	0:55.99	0:56.03	0:55.80	0:02.70 [1]	0:29.82 [1] (0:27.11)	0:58.70 [2] (0:28.88)	1:25.84 [2] (0:27.15)	1:54.49 (0:28.65)	1:51.78 1621m	1:51.67	+8m	2:62m
		Alex Ashwood	Q1	Q1			206m	813m	806m	808m	34m	410m	403m	403m	405m				
5	1	CLYMENUS NZ	54.99	0:27.10	03.61	06.92	13.65	0:56.73	0:55.98	0:55.28	0:02.87 [6]	0:30.71 [7] (0:27.84)	0:59.60 [7] (0:28.88)	1:26.70 [7] (0:27.10)	1:54.88 (0:28.19)	1:52.01 1615m	1:52.05	0m	7:79m
		Ellen Tormey	Q3	Q3			201m	807m	806m	808m	33m	404m	403m	403m	405m				
6	4	WESTERN SONADOR	56.44	0:27.33	03.50	06.77	13.44	0:56.26	0:56.08	0:56.26	0:02.74 [4]	0:30.25 [4] (0:27.51)	0:59.00 [4] (0:28.75)	1:26.33 [4] (0:27.33)	1:55.26 (0:28.93)	1:52.52 1629m	1:52.42	+15m	12:90m
		Abbey Turnbull	Q1	Q3			204m	814m	812m	814m	34m	408m	406m	406m	408m				
7	3	KOSIMO	54.77	0:27.28	03.63	06.93	13.63	0:56.34	0:56.01	0:56.11	0:02.93 [7]	0:30.54 [6] (0:27.61)	0:59.27 [5] (0:28.72)	1:26.55 [6] (0:27.28)	1:55.37 (0:28.82)	1:52.44 1632m	1:52.53	+18m	14:44m
		Tasmyn Potter	Q3	Q3			203m	814m	813m	818m	34m	408m	406m	407m	411m				

Note: Timing is based on positional data.

[ ] Indicates rank at the end of each section

-:--:- No data available for this section

N/A Information not available

# Bendigo-Professional-2026-04-18

## Race 9: ALDEBARAN PARK LUNAR LASS 3YO TROT - 2150m

18 April 2026 - 9:43PM



HARNESS RACING VICTORIA



Bendigo Harness Racing Club

RANK	TAB	Horse/Driver	Top Speed (Km/h)	Fastest Section	First 50m	First 100m	First 200m	First Half	Middle Half	Last Half	Lead Time	1st Quarter	2nd Quarter	3rd Quarter	4th Quarter	Last Mile	Mile Rate	Distance Travelled	Gross Time/Margin
												1:10.80 (0:31.00)	1:42.60 (0:31.80)	2:12.40 (0:29.80)	2:41.00 (0:28.60)				
1	4	JILLIBY AURA	53.69	0:28.63	03.86	07.22	14.23	1:02.56	1:00.93	0:58.33	0:40.13 [2]	1:11.47 [2]	1:42.70 [2]	2:12.41 [1]	2:41.03	2:00.90	2:00.54	+22m	2:41.03
		Glen Craven	Lead	Q4			205m	812m	811m	812m	540m	407m	406m	406m	407m				
2	5	IJUSTCANTSEEIT	52.81	0:28.51	04.00	07.62	14.88	1:02.55	1:00.92	0:58.21	0:40.44 [4]	1:11.77 [5]	1:42.99 [4]	2:12.70 [3]	2:41.20	2:00.76	2:00.66	+24m	2:17m
		Michael Bellman	Q4	Q4			204m	812m	812m	815m	538m	407m	405m	406m	409m				
3	3	IM HAVINTOTROT	52.53	0:28.81	03.93	07.37	14.31	1:02.71	1:01.28	0:58.69	0:39.84 [1]	1:11.14 [1]	1:42.56 [1]	2:12.43 [2]	2:41.24	2:01.40	2:00.69	+4m	2:71m
		Chris Svanosio	Lead	Q4			203m	804m	805m	808m	536m	402m	402m	403m	405m				
4	1	ALDEBARAN ADA	52.95	0:28.07	04.10	07.64	14.79	1:02.72	1:01.50	0:58.14	0:40.45 [5]	1:11.75 [4]	1:43.18 [5]	2:13.26 [5]	2:41.32	2:00.87	2:00.75	0m	3:78m
		Taylor Youl	Q4	Q4			201m	805m	805m	807m	531m	403m	402m	402m	405m				
5	2	MOONSHINE LOUIE	52.18	0:29.95	03.99	07.46	14.45	1:02.71	1:01.36	1:02.51	0:40.17 [3]	1:11.47 [3]	1:42.89 [3]	2:12.84 [4]	2:45.40	2:05.23	2:03.81	0m	58.54m
		Ashley Manton	Lead	Q3			201m	804m	804m	807m	531m	402m	402m	402m	405m				
6	6	HOWDY MATE	50.35	0:31.19	04.12	07.89	15.44	1:02.39	1:04.43	1:07.05	0:40.88 [6]	1:12.08 [6]	1:43.27 [6]	2:16.50 [6]	2:50.32	2:09.43	2:07.49	+25m	124.49m
		James Herbertson	Lead	Q1			206m	812m	814m	815m	540m	406m	406m	408m	407m				

Note: Timing is based on positional data.

[ ] Indicates rank at the end of each section

-:--:- No data available for this section

N/A Information not available