

Bendigo-Professional-2026-06-10

Race 1: NUTRIEN EQUINE PACE - 1650m

10 June 2026 - 5:00PM



HARNESS RACING VICTORIA



Bendigo Harness Racing Club

RANK	TAB	Horse/ Driver	Top Speed (Km/h)	Fastest Section	First 50m	First 100m	First 200m	First Half	Middle Half	Last Half	Lead Time	1st Quarter	2nd Quarter	3rd Quarter	4th Quarter	Last Mile	Mile Rate	Distance Travelled	Gross Time/ Margin
												0:30.87 (0:28.87)	0:59.76 (0:28.89)	1:28.43 (0:28.67)	1:58.46 (0:30.03)				
1	5	TEX GOES BANG	52.38	0:28.65	03.59	06.94	13.83	0:57.95	0:57.48	0:58.26	0:02.25 [4]	0:31.37 [3]	1:00.20 [2]	1:28.85 [2]	1:58.46	1:56.21	1:55.54	+24m	1:58.46
		Liam Older	Q1	Q3			205m	821m	812m	813m	41m	414m	407m	405m	408m				
2	6	BLUE CANNON	54.68	0:28.66	03.49	06.66	13.38	0:58.31	0:57.52	0:58.11	0:02.12 [2]	0:31.56 [4]	1:00.43 [5]	1:29.09 [5]	1:58.55	1:56.42	1:55.63	+21m	1:22m
		Josh Duggan	Q1	Q3			207m	817m	812m	813m	41m	410m	407m	405m	408m				
3	3	DIVINE TILLY	53.24	0:28.38	03.53	06.88	13.61	0:58.62	0:57.22	0:57.80	0:02.15 [3]	0:31.94 [7]	1:00.77 [7]	1:29.15 [6]	1:58.57	1:56.42	1:55.66	+28m	1:61m
		Steve Cleave	Q3	Q3			203m	817m	815m	821m	41m	409m	408m	407m	414m				
4	13	HAPPENSTBABEACHBOY	53.96	0:27.94	03.75	07.18	14.42	0:58.95	0:56.81	0:57.18	0:02.53 [10]	0:32.61 [10]	1:01.48 [10]	1:29.42 [8]	1:58.67	1:56.13	1:55.74	+36m	2:82m
		James Herbertson	Q3	Q3			205m	819m	817m	824m	43m	411m	408m	409m	415m				
5	11	ALCATRAZ GIRL	54.18	0:27.90	03.90	07.45	14.65	0:59.10	0:56.74	0:57.00	0:02.70 [12]	0:32.96 [11]	1:01.80 [11]	1:29.70 [11]	1:58.80	1:56.10	1:55.87	+36m	4:47m
		Glenn Bull	Q3	Q3			205m	817m	817m	824m	44m	409m	408m	409m	415m				
6	1	STANDANDELIVER	53.60	0:28.61	03.59	06.86	13.43	0:58.00	0:57.50	0:58.61	0:02.20 [5]	0:31.31 [2]	1:00.20 [3]	1:28.81 [3]	1:58.81	1:56.61	1:55.88	+8m	4:72m
		Sean O'Sullivan	Q1	Q3			203m	809m	808m	809m	41m	405m	404m	404m	405m				
7	2	OUR PRINCESS DI	55.69	0:28.66	03.40	06.51	12.92	0:57.77	0:57.56	0:59.08	0:02.00 [1]	0:30.87 [1]	0:59.76 [1]	1:28.43 [1]	1:58.85	1:56.85	1:55.92	+9m	5:19m
		Luke Dunne	Q1	Q3			202m	809m	808m	809m	41m	405m	404m	404m	405m				

Note: Timing is based on positional data.

[] Indicates rank at the end of each section

--:-- No data available for this section

N/A Information not available

Bendigo-Professional-2026-06-10

Race 1: NUTRIEN EQUINE PACE - 1650m

10 June 2026 - 5:00PM



HARNESS RACING VICTORIA



Bendigo Harness Racing Club

RANK	TAB	Horse/Driver	Top Speed (Km/h)	Fastest Section	First 50m	First 100m	First 200m	First Half	Middle Half	Last Half	Lead Time	1st Quarter	2nd Quarter	3rd Quarter	4th Quarter	Last Mile	Mile Rate	Distance Travelled	Gross Time/Margin
												0:30.87 (0:28.87)	0:59.76 (0:28.89)	1:28.43 (0:28.67)	1:58.46 (0:30.03)				
8	9	KNOW THE SCORE	53.21	0:28.19	03.72	07.03	13.99	0:58.81	0:57.22	0:57.61	0:02.48 [8]	0:32.26 [9]	1:01.28 [9]	1:29.48 [10]	1:58.90	1:56.42	1:55.97	+24m	5.89m
		Lauren White	Q3	Q3			204m	816m	811m	815m	43m	409m	407m	405m	411m				
9	12	FIVE CENT	53.03	0:28.56	03.68	06.97	14.12	0:57.85	0:57.18	0:58.74	0:02.43 [7]	0:31.66 [6]	1:00.28 [4]	1:28.85 [4]	1:59.03	1:56.59	1:56.09	+38m	7.63m
		Kerryn Manning	Q2	Q3			208m	825m	819m	819m	43m	415m	411m	408m	411m				
10	10	TOPHUT JOHNY	51.91	0:28.61	03.81	07.24	14.36	0:58.21	0:57.43	0:58.22	0:02.69 [11]	0:32.08 [8]	1:00.90 [8]	1:29.51 [9]	1:59.13	1:56.43	1:56.19	+14m	8.9m
		Chris Alford	Q3	Q3			203m	810m	809m	810m	44m	405m	404m	404m	406m				
11	8	FINAL BOW	52.60	0:28.63	03.73	07.02	13.82	0:58.00	0:57.50	0:58.80	0:02.54 [9]	0:31.66 [5]	1:00.53 [6]	1:29.15 [7]	1:59.33	1:56.80	1:56.39	+11m	11.64m
		Ellen Tormey	Q1	Q3			202m	809m	808m	809m	43m	405m	404m	404m	405m				
12	7	HESTON CASH	54.43	0:27.61	03.60	06.90	13.94	1:00.13	0:56.59	0:57.21	0:02.20 [6]	0:33.35 [12]	1:02.33 [12]	1:29.93 [12]	1:59.54	1:57.34	1:56.59	+31m	14.5m
		Jack Laugher	Q3	Q3			208m	823m	812m	818m	41m	416m	406m	405m	412m				

Scratched: THE FEENY FAVORITE (4)

Note: Timing is based on positional data.

[] Indicates rank at the end of each section

--:-- No data available for this section

N/A Information not available



HARNESS RACING VICTORIA

Bendigo-Professional-2026-06-10

Race 2: WORLDS BEST HOOF OIL TROT - 2150m

10 June 2026 - 5:33PM



Bendigo Harness Racing Club


RANK	TAB	Horse/ Driver	Top Speed (Km/h)	Fastest Section	First 50m	First 100m	First 200m	First Half	Middle Half	Last Half	Lead Time 0:38.23	1st Quarter	2nd Quarter	3rd Quarter	4th Quarter	Last Mile	Mile Rate	Distance Travelled	Gross Time/ Margin
												1:09.05 (0:30.82)	1:40.25 (0:31.20)	2:10.95 (0:30.70)	2:41.84 (0:30.89)				
1	9	I AM HARRO	52.38	0:29.26	03.95	07.27	14.42	1:01.97	0:59.74	1:00.14	0:39.73 [8]	1:11.22 [9]	1:41.70 [9]	2:10.95 [1]	2:41.84	2:02.11	2:01.14	+34m	2:41.84
		Stephen Boyington	Lead	Q3			205m	818m	817m	814m		551m	409m	409m	408m				
2	1	LITTLE TEDEY	52.99	0:30.67	03.92	07.20	13.91	1:01.85	1:02.18	1:01.69	0:38.85 [3]	1:09.53 [2]	1:40.70 [2]	2:11.71 [3]	2:42.40	2:03.54	2:01.56	+15m	7.54m
		Austin Mifsud	Lead	Q1			204m	809m	809m	812m		544m	405m	404m	405m				
3	4	JESSICAS STORY	54.36	0:30.28	03.84	07.05	13.66	1:02.24	1:01.98	1:01.33	0:39.17 [4]	1:10.48 [7]	1:41.42 [7]	2:12.47 [8]	2:42.76	2:03.56	2:01.83	+33m	12.42m
		George Chamouras	Lead	Q4			207m	817m	813m	819m		547m	410m	408m	406m				
4	12	AFRICAN GALA	51.23	0:30.46	04.12	07.69	15.06	1:01.56	1:02.14	1:01.79	0:39.82 [9]	1:10.27 [6]	1:41.37 [6]	2:12.40 [7]	2:43.16	2:03.35	2:02.12	+21m	17.66m
		Liam Older	Lead	Q1			203m	809m	809m	811m		551m	405m	404m	404m				
5	8	NORTHERN TRUSCOTT	51.73	0:30.65	04.00	07.38	14.30	1:01.77	1:02.17	1:02.37	0:39.25 [5]	1:09.90 [4]	1:41.02 [4]	2:12.06 [4]	2:43.38	2:04.14	2:02.29	+19m	20.61m
		Jack Laugher	Lead	Q1			203m	809m	809m	812m		548m	405m	404m	404m				
6	13	WHATS THE TEA	50.08	0:30.24	04.05	07.56	15.23	1:01.05	1:01.22	1:01.97	0:40.70 [11]	1:11.50 [10]	1:41.73 [10]	2:12.71 [10]	2:43.71	2:03.02	2:02.54	+23m	25.14m
		James Herbertson	Q2	Q2			205m	810m	809m	810m		553m	406m	404m	405m				
7	2	KALARNEY PRINCE	52.60	0:30.92	03.88	07.25	14.25	1:02.28	1:01.95	1:02.17	0:39.42 [6]	1:10.78 [8]	1:41.70 [8]	2:12.73 [11]	2:43.87	2:04.45	2:02.66	+29m	27.29m
		Ellen Tormey	Lead	Q2			205m	817m	814m	815m		547m	410m	408m	406m				

Note: Timing is based on positional data.

[] Indicates rank at the end of each section

--:-- No data available for this section

N/A Information not available



HARNESS RACING VICTORIA

Bendigo-Professional-2026-06-10

Race 2: WORLDS BEST HOOF OIL TROT - 2150m

10 June 2026 - 5:33PM



Bendigo Harness Racing Club

RANK	TAB	Horse/ Driver	Top Speed (Km/h)	Fastest Section	First 50m	First 100m	First 200m	First Half	Middle Half	Last Half	Lead Time	1st Quarter	2nd Quarter	3rd Quarter	4th Quarter	Last Mile	Mile Rate	Distance Travelled	Gross Time/ Margin
												0:38.23	1:09.05 (0:30.82)	1:40.25 (0:31.20)	2:10.95 (0:30.70)				
8	5	THATS YOUR OPINION	53.50	0:30.94	03.92	07.24	14.08	1:02.25	1:02.01	1:03.31	0:38.70 [2]	1:10.02 [5]	1:40.95 [5]	2:12.02 [6]	2:44.26	2:05.56	2:02.95	+38m	32.53m
		Leigh Sutton	Lead	Q2			208m	817m	815m	819m	552m	410m	407m	407m	412m				
9	3	ALABAMA MAY	54.29	0:30.82	03.85	07.11	13.65	1:02.03	1:02.25	1:05.04	0:38.23 [1]	1:09.05 [1]	1:40.25 [1]	2:11.28 [2]	2:45.30	2:07.07	2:03.73	+13m	46.36m
		Stuart Rothacker	Lead	Q1			204m	809m	809m	809m	545m	404m	405m	404m	405m				
10	10	RASTAMON	50.83	0:30.45	03.95	07.38	14.84	1:01.97	1:00.95	1:03.23	0:40.15 [10]	1:11.62 [11]	1:42.12 [11]	2:12.56 [9]	2:45.35	2:05.20	2:03.77	+45m	47.13m
		Daryl Crone	Lead	Q3			205m	820m	818m	822m	553m	411m	409m	409m	412m				
11	6	LOUIEVILLE LASS	53.06	0:30.15	03.91	07.30	14.46	1:01.19	1:02.42	1:05.12	0:39.49 [7]	1:09.64 [3]	1:40.68 [3]	2:12.06 [5]	2:45.81	2:06.31	2:04.11	+37m	53.21m
		Brett Shipway	Lead	Q1			208m	819m	813m	814m	554m	412m	407m	405m	409m				
12	7	BETTOR MAN	50.72	0:30.72	06.49	10.52	25.90	1:04.52	1:06.61	1:11.87	0:51.50 [12]	1:22.22 [12]	1:56.02 [12]	2:28.83 [12]	3:07.90	2:16.39	2:20.64	+119m	349.45m
		Jordan Leedham	Lead	Q1			203m	811m	811m	817m	641m	405m	406m	405m	412m				

Scratched: BAARLINEE (11)

Note: Timing is based on positional data.

[] Indicates rank at the end of each section

-:--:- No data available for this section

N/A Information not available

Bendigo-Professional-2026-06-10

Race 3: BENDIGO LOCKSMITHS GRADUATION SERIES 3YO & OLDER TROT (1ST HEAT) - 2150m

10 June 2026 - 5:58PM



HARNESS RACING VICTORIA



Bendigo Harness Racing Club

RANK	TAB	Horse/ Driver	Top Speed (Km/h)	Fastest Section	First 50m	First 100m	First 200m	First Half	Middle Half	Last Half	Lead Time 0:41.41	1st Quarter	2nd Quarter	3rd Quarter	4th Quarter	Last Mile	Mile Rate	Distance Travelled	Gross Time/ Margin
												1:14.09 (0:32.68)	1:45.06 (0:30.97)	2:14.02 (0:28.96)	2:43.08 (0:29.06)				
1	8	BANOS	52.92	0:28.51	04.12	07.55	14.97	1:03.62	0:59.90	0:57.44	0:42.02 [3]	1:14.67 [4]	1:45.64 [4]	2:14.56 [4]	2:43.08	2:01.06	2:02.06	+21m	2:43.08
		Ryan Sanderson	Q4	Q4			202m	810m	809m	814m		547m	406m	405m	404m				
2	9	SKYVALLEY BOY	53.57	0:28.37	04.26	07.94	15.55	1:03.21	0:59.30	0:57.20	0:42.68 [6]	1:14.97 [5]	1:45.90 [5]	2:14.27 [2]	2:43.11	2:00.41	2:02.09	+34m	0.47m
		Ashley Manton	Q3	Q3			203m	818m	815m	817m		548m	411m	407m	407m				
3	7	CALABASAS	50.94	0:28.97	04.11	07.57	14.79	1:03.65	0:59.94	0:58.86	0:41.41 [1]	1:14.09 [1]	1:45.06 [1]	2:14.02 [1]	2:43.92	2:02.51	2:02.70	+18m	11.37m
		Chris Alford	Q3	Q3			207m	810m	809m	810m		548m	405m	405m	404m				
4	6	THE FASHIONISTA	52.27	0:28.95	04.10	07.61	15.24	1:03.64	0:59.97	0:57.94	0:42.43 [5]	1:15.04 [6]	1:46.06 [6]	2:15.01 [5]	2:44.00	2:01.57	2:02.76	+18m	12.45m
		Chris Svanosio	Q3	Q3			205m	810m	810m	812m		546m	405m	405m	405m				
5	1	GIGGLE WATER	50.98	0:28.93	04.01	07.46	14.69	1:03.65	0:59.92	0:59.34	0:41.67 [2]	1:14.33 [2]	1:45.32 [2]	2:14.26 [3]	2:44.67	2:02.99	2:03.26	+12m	21.43m
		Josh Duggan	Q3	Q3			202m	811m	809m	810m		542m	406m	405m	404m				
6	3	IMABOGANBOY	50.22	0:29.69	04.07	07.54	14.92	1:03.40	1:00.73	1:00.20	0:42.30 [4]	1:14.66 [3]	1:45.71 [3]	2:15.40 [6]	2:45.92	2:03.60	2:04.19	+27m	38.09m
		Glenn Conroy	Lead	Q3			203m	818m	813m	815m		545m	410m	408m	406m				
7	2	ITZ CLASSIC GOLD	51.12	0:29.51	04.19	07.84	16.40	1:02.61	1:00.54	0:59.07	0:44.92 [8]	1:16.55 [8]	1:47.54 [8]	2:17.10 [8]	2:46.62	2:01.68	2:04.71	+17m	47.46m
		Liam Older	Q4	Q4			207m	810m	809m	810m		547m	405m	405m	405m				


Note: Timing is based on positional data.

[] Indicates rank at the end of each section

--:-- No data available for this section

N/A Information not available

Bendigo-Professional-2026-06-10



HARNESS RACING VICTORIA

Race 3: BENDIGO LOCKSMITHS GRADUATION SERIES 3YO & OLDER TROT (1ST HEAT) - 2150m

10 June 2026 - 5:58PM



Bendigo Harness Racing Club

RANK	TAB	Horse/ Driver	Top Speed (Km/h)	Fastest Section	First 50m	First 100m	First 200m	First Half	Middle Half	Last Half	Lead Time 0:41.41	1st Quarter	2nd Quarter	3rd Quarter	4th Quarter	Last Mile	Mile Rate	Distance Travelled	Gross Time/ Margin
												1:14.09 (0:32.68)	1:45.06 (0:30.97)	2:14.02 (0:28.96)	2:43.08 (0:29.06)				
8	10	REDBLUENPURPLE	51.77	0:28.98	03.88	07.23	16.22	1:03.26	0:59.99	1:02.99	0:43.13 [7]	1:15.39 [7]	1:46.40 [7]	2:15.38 [7]	2:49.40	2:06.25	2:06.80	+40m	84.81m
		Jason Ainsworth	Lead	Q3			201m	810m	809m	809m		571m	405m	405m	404m				
9	11	JILLIBY RADIANCE	50.33	0:29.64	04.20	07.76	23.05	1:02.45	1:00.63	1:00.56	0:49.04 [9]	1:20.50 [9]	1:51.50 [9]	2:21.14 [9]	2:52.06	2:03.01	2:08.79	+126m	120.47m
		Nathan Jack	Lead	Q3			203m	810m	809m	812m		654m	405m	405m	404m				
10	5	FRENCH MISSILE	49.25	0:30.63	04.41	08.72	20.84	1:03.00	1:01.56	1:02.13	0:50.22 [10]	1:22.28 [10]	1:53.23 [10]	2:23.86 [10]	2:55.36	2:05.13	2:11.26	+34m	164.76m
		James Herbertson	Q3	Q3			211m	812m	810m	816m		556m	408m	404m	406m				

Scratched: GREAT HORIZON (4)

Note: Timing is based on positional data.

[] Indicates rank at the end of each section

--:-- No data available for this section

N/A Information not available

Bendigo-Professional-2026-06-10

Race 4: GARRARDS HORSE & HOUND 3YO MAIDEN PACE - 2150m

10 June 2026 - 6:27PM



HARNESS RACING VICTORIA



Bendigo Harness Racing Club

RANK	TAB	Horse/Driver	Top Speed (Km/h)	Fastest Section	First 50m	First 100m	First 200m	First Half	Middle Half	Last Half	Lead Time	1st Quarter	2nd Quarter	3rd Quarter	4th Quarter	Last Mile	Mile Rate	Distance Travelled	Gross Time/Margin
												0:39.04	1:11.88 (0:32.84)	1:43.95 (0:32.07)	2:12.53 (0:28.57)				
1	9	ZIHUATANEJO	55.08	0:27.99	03.94	07.40	14.82	1:03.92	0:59.08	0:56.21	0:40.67 [9]	1:13.73 [9]	1:44.59 [5]	2:12.81 [3]	2:40.81	2:00.13	2:00.37	+46m	2:40.81
		David Miles	Q4	Q4			205m	822m	821m	822m	551m	411m	411m	410m	412m				
2	6	FAMOUS CRIMES	53.50	0:28.41	03.62	06.91	14.12	1:04.92	1:00.32	0:56.93	0:39.35 [2]	1:12.36 [3]	1:44.27 [2]	2:12.68 [2]	2:41.20	2:01.85	2:00.66	+37m	5.2m
		Josh Duggan	Q4	Q3			207m	820m	815m	816m	552m	411m	409m	407m	409m				
3	3	HEAVENLY FLYER	53.57	0:28.24	03.69	06.95	14.14	1:04.94	1:00.28	0:56.63	0:39.64 [4]	1:12.68 [5]	1:44.56 [4]	2:12.96 [4]	2:41.21	2:01.56	2:00.67	+31m	5.32m
		James Herbertson	Q3	Q4			206m	819m	815m	815m	546m	411m	408m	407m	409m				
4	4	MY ULTIMATE MATEO	53.64	0:27.98	03.76	07.06	14.41	1:04.89	1:00.36	0:56.47	0:40.01 [6]	1:13.02 [7]	1:44.89 [7]	2:13.37 [8]	2:41.36	2:01.36	2:00.78	+33m	7.28m
		Jack Laugher	Q4	Q4			206m	819m	815m	817m	547m	410m	408m	407m	410m				
5	7	JANSEN	54.07	0:28.24	03.92	07.57	15.54	1:03.88	0:59.03	0:56.65	0:40.95 [10]	1:14.04 [10]	1:44.83 [9]	2:13.07 [6]	2:41.48	2:00.53	2:00.87	+43m	8.93m
		Sean O'Sullivan	Q3	Q3			206m	822m	821m	823m	549m	410m	411m	410m	413m				
6	10	GOODMORNING MIKI	54.72	0:28.07	04.04	07.75	15.63	1:04.80	1:00.60	0:56.64	0:40.21 [7]	1:12.98 [6]	1:45.01 [8]	2:13.59 [9]	2:41.67	2:01.44	2:01.01	+21m	11.47m
		Ryan Sanderson	Q4	Q4			204m	810m	809m	812m	549m	405m	405m	404m	408m				
7	8	BIG NIK	53.03	0:28.60	03.90	07.30	14.37	1:04.93	1:00.64	0:57.31	0:39.61 [5]	1:12.50 [4]	1:44.54 [6]	2:13.15 [7]	2:41.86	2:02.24	2:01.15	+18m	14.0m
		Shane Sanderson	Q4	Q3			203m	810m	809m	811m	547m	406m	405m	404m	407m				

Note: Timing is based on positional data.

[] Indicates rank at the end of each section

--:-- No data available for this section

N/A Information not available

Bendigo-Professional-2026-06-10

Race 4: GARRARDS HORSE & HOUND 3YO MAIDEN PACE - 2150m

10 June 2026 - 6:27PM



HARNESS RACING VICTORIA



Bendigo Harness Racing Club

RANK	TAB	Horse/ Driver	Top Speed (Km/h)	Fastest Section	First 50m	First 100m	First 200m	First Half	Middle Half	Last Half	Lead Time	1st Quarter	2nd Quarter	3rd Quarter	4th Quarter	Last Mile	Mile Rate	Distance Travelled	Gross Time/ Margin
												0:39.04	1:11.88 (0:32.84)	1:43.95 (0:32.07)	2:12.53 (0:28.57)				
8	2	VILLAVOS	54.36	0:28.33	03.83	07.28	14.77	1:04.84	1:00.10	0:56.89	0:40.31 [8]	1:13.38 [8]	1:45.16 [10]	2:13.49 [10]	2:42.06	2:01.73	2:01.30	+37m	16.7m
		Chris Alford	Q4	Q3			205m	818m	816m	822m	547m	410m	408m	408m	414m				
9	5	CAPTOTHEMAX	54.36	0:28.57	03.64	06.83	13.82	1:04.91	1:00.64	0:58.14	0:39.04 [1]	1:11.88 [1]	1:43.95 [1]	2:12.53 [1]	2:42.12	2:03.05	2:01.35	+17m	17.55m
		Ellen Tormey	Lead	Q3			205m	810m	808m	810m	547m	405m	405m	404m	407m				
10	1	COBARGO MILLY	53.32	0:28.63	03.68	06.94	13.90	1:04.94	1:00.70	0:59.36	0:39.24 [3]	1:12.11 [2]	1:44.17 [3]	2:12.81 [5]	2:43.54	2:04.30	2:02.41	+152m	36.53m
		Glenn Bull	Lead	Q3			203m	811m	809m	949m	543m	406m	405m	404m	545m				

Note: Timing is based on positional data.

[] Indicates rank at the end of each section

--:--:-- No data available for this section

N/A Information not available

Bendigo-Professional-2026-06-10

Race 5: STONEMANS VILLAGE IGA & LIQUOR STRATHDALE PACE - 2150m

10 June 2026 - 7:00PM



HARNESS RACING VICTORIA



Bendigo Harness Racing Club

RANK	TAB	Horse/ Driver	Top Speed (Km/h)	Fastest Section	First 50m	First 100m	First 200m	First Half	Middle Half	Last Half	Lead Time	1st Quarter	2nd Quarter	3rd Quarter	4th Quarter	Last Mile	Mile Rate	Distance Travelled	Gross Time/ Margin
												0:37.30	1:07.17 (0:29.87)	1:36.95 (0:29.78)	2:05.63 (0:28.68)				
1	2	ANGELS WATCHING	56.41	0:28.06	03.63	06.72	13.56	0:59.83	0:58.50	0:56.63	0:38.00 [5]	1:07.90 [6]	1:37.83 [6]	2:06.41 [8]	2:34.48	1:56.46	1:55.63	+30m	0.13m
		Ewa Justice	Lead	Q4			205m	816m	813m	819m	545m	409m	407m	406m	413m				
2	6	OLLIES THE BOSS	54.76	0:27.73	03.69	07.02	14.37	0:59.82	0:57.65	0:56.19	0:38.53 [9]	1:08.43 [9]	1:38.36 [9]	2:06.08 [6]	2:34.55	1:56.01	1:55.68	+42m	1.03m
		Jordan Leedham	Q4	Q3			211m	819m	817m	823m	551m	410m	408m	409m	414m				
3	9	MIKI B NZ	56.23	0:27.77	03.70	06.82	13.54	0:59.84	0:57.69	0:56.34	0:38.28 [7]	1:08.20 [8]	1:38.12 [8]	2:05.89 [3]	2:34.47	1:56.18	1:55.62	+37m	2:34.47
		Tayla French	Lead	Q3			205m	817m	816m	821m	550m	410m	407m	408m	412m				
4	5	MICHEN ROY	54.83	0:28.61	03.69	06.86	13.78	0:59.75	0:58.46	0:57.48	0:37.33 [2]	1:07.23 [2]	1:37.08 [2]	2:05.69 [2]	2:34.56	1:57.23	1:55.70	+36m	1.41m
		Glenn Bull	Lead	Q3			209m	816m	813m	815m	555m	409m	407m	406m	409m				
5	1	CO CAPTAIN	56.23	0:28.68	03.68	06.77	13.37	0:59.66	0:58.47	0:57.72	0:37.30 [1]	1:07.17 [1]	1:36.95 [1]	2:05.63 [1]	2:34.68	1:57.38	1:55.78	+15m	2.76m
		Chris Svanosio	Lead	Q3			203m	809m	809m	811m	545m	405m	404m	405m	406m				
6	8	TALLARAS SHADOW	55.69	0:28.67	03.76	06.95	13.44	0:59.61	0:58.46	0:57.41	0:37.70 [3]	1:07.51 [3]	1:37.30 [3]	2:05.97 [4]	2:34.72	1:57.02	1:55.81	+18m	3.34m
		Jason Ainsworth	Lead	Q3			204m	810m	809m	809m	549m	405m	404m	405m	405m				
7	10	TIVOLI	54.72	0:28.63	03.83	07.10	13.79	0:59.59	0:58.42	0:57.27	0:37.95 [6]	1:07.75 [5]	1:37.54 [5]	2:06.17 [7]	2:34.81	1:56.86	1:55.88	+20m	4.61m
		Chris Alford	Lead	Q3			203m	810m	808m	811m	550m	405m	404m	404m	407m				

Note: Timing is based on positional data.

[] Indicates rank at the end of each section


--:-- No data available for this section

N/A Information not available

Bendigo-Professional-2026-06-10

Race 5: STONEMANS VILLAGE IGA & LIQUOR STRATHDALE PACE - 2150m

10 June 2026 - 7:00PM



HARNESS RACING VICTORIA



Bendigo Harness Racing Club

RANK	TAB	Horse/ Driver	Top Speed (Km/h)	Fastest Section	First 50m	First 100m	First 200m	First Half	Middle Half	Last Half	Lead Time	1st Quarter	2nd Quarter	3rd Quarter	4th Quarter	Last Mile	Mile Rate	Distance Travelled	Gross Time/ Margin
												0:37.30	1:07.17 (0:29.87)	1:36.95 (0:29.78)	2:05.63 (0:28.68)				
8	7	MONTANA PRIDE	52.92	0:28.63	03.77	07.19	14.30	0:59.56	0:58.43	0:57.97	0:38.20 [8]	1:07.98 [7]	1:37.77 [7]	2:06.40 [9]	2:35.75	1:57.55	1:56.58	+20m	17.18m
		James Herbertson	Lead	Q3			206m	810m	809m	812m	549m	405m	405m	404m	407m				
9	3	FLOJOS BEST	54.86	0:28.61	03.66	06.82	13.59	0:59.82	0:58.53	0:58.83	0:37.60 [4]	1:07.50 [4]	1:37.42 [4]	2:06.03 [5]	2:36.26	1:58.65	1:56.97	+33m	24.06m
		Jack Laugher	Lead	Q3			207m	818m	814m	816m	549m	410m	408m	406m	410m				

Did not Finish: BANDIT EYES (4)

Note: Timing is based on positional data.

[] Indicates rank at the end of each section

--:--:-- No data available for this section

N/A Information not available

Bendigo-Professional-2026-06-10

Race 6: PORTABLE HORSE STABLES AUSTRALIA PACE - 1650m

10 June 2026 - 7:33PM



HARNESS RACING VICTORIA



Bendigo Harness Racing Club

RANK	TAB	Horse/Driver	Top Speed (Km/h)	Fastest Section	First 50m	First 100m	First 200m	First Half	Middle Half	Last Half	Lead Time	1st Quarter	2nd Quarter	3rd Quarter	4th Quarter	Last Mile	Mile Rate	Distance Travelled	Gross Time/Margin
												0:29.94 (0:27.85)	1:00.70 (0:30.76)	1:29.45 (0:28.75)	1:57.31 (0:27.86)				
1	1	TO THE NINES	54.90	0:27.54	03.79	07.01	13.43	0:58.85	0:59.50	0:56.30	0:02.17 [5]	0:30.28 [3]	1:01.01 [3]	1:29.77 [4]	1:57.31	1:55.15	1:54.41	+10m	1:57.31
		Connor Clarke	Q4	Q4			202m	809m	808m	809m	41m	405m	405m	404m	406m				
2	2	KING SAINT	57.06	0:27.87	03.66	06.70	12.95	0:58.64	0:59.52	0:56.84	0:02.06 [3]	0:29.94 [1]	1:00.70 [1]	1:29.45 [1]	1:57.55	1:55.48	1:54.65	+11m	3.27m
		Ellen Tormey	Q1	Q1			204m	809m	808m	811m	41m	405m	404m	404m	407m				
3	5	IN AN IDEAL WORLD	54.11	0:28.03	03.71	06.92	13.68	0:58.66	0:58.99	0:56.90	0:02.09 [4]	0:30.62 [7]	1:00.74 [2]	1:29.61 [2]	1:57.65	1:55.56	1:54.74	+29m	4.57m
		Ewa Justice	Q1	Q4			207m	823m	815m	815m	40m	414m	409m	406m	410m				
4	7	SHADES OF MIKI	56.05	0:27.71	03.79	07.05	14.12	0:59.72	0:58.74	0:55.76	0:02.17 [6]	0:31.20 [9]	1:01.88 [9]	1:29.93 [6]	1:57.65	1:55.48	1:54.75	+36m	4.65m
		Tom Gilligan	Q4	Q4			207m	821m	817m	824m	41m	413m	408m	409m	415m				
5	8	IDEAL BANDIT	54.76	0:27.60	03.80	07.01	13.50	0:58.85	0:59.45	0:56.36	0:02.44 [9]	0:30.61 [6]	1:01.30 [5]	1:30.05 [7]	1:57.66	1:55.21	1:54.75	+14m	4.68m
		Shane Sanderson	Q4	Q4			202m	809m	808m	810m	45m	404m	405m	403m	407m				
6	3	LAMBRO MACH	57.10	0:27.51	03.65	06.71	12.97	0:59.27	0:59.87	0:56.33	0:02.10 [2]	0:30.32 [2]	1:01.37 [6]	1:30.18 [8]	1:57.70	1:55.60	1:54.79	+30m	5.22m
		Jordan Leedham	Q1	Q4			206m	818m	815m	822m	41m	410m	409m	407m	415m				
7	9	FRUGAL FARE	56.45	0:28.08	03.74	06.88	13.21	0:59.22	0:59.11	0:56.20	0:02.38 [8]	0:30.56 [5]	1:01.60 [7]	1:29.68 [3]	1:57.80	1:55.42	1:54.90	+33m	6.69m
		Ryan Sanderson	Q1	Q3			205m	817m	817m	821m	45m	409m	408m	408m	413m				

Note: Timing is based on positional data.

[] Indicates rank at the end of each section


-:--:- No data available for this section

N/A Information not available

Bendigo-Professional-2026-06-10

Race 6: PORTABLE HORSE STABLES AUSTRALIA PACE - 1650m

10 June 2026 - 7:33PM



HARNESS RACING VICTORIA



Bendigo Harness Racing Club

RANK	TAB	Horse/ Driver	Top Speed (Km/h)	Fastest Section	First 50m	First 100m	First 200m	First Half	Middle Half	Last Half	Lead Time 0:02.09	1st Quarter	2nd Quarter	3rd Quarter	4th Quarter	Last Mile	Mile Rate	Distance Travelled	Gross Time/ Margin
												0:29.94 (0:27.85)	1:00.70 (0:30.76)	1:29.45 (0:28.75)	1:57.31 (0:27.86)				
8	4	GALAXY LASS	55.51	0:28.00	03.65	06.78	13.28	0:58.97	0:59.56	0:56.87	0:02.09 [1]	0:30.38 [4]	1:01.07 [4]	1:29.94 [5]	1:57.95	1:55.84	1:55.04	+28m	8.64m
		James Herbertson	Q1	Q4			206m	820m	815m	817m		40m	412m	408m	406m				
9	6	TRIPLE ROCK SAINT	54.50	0:27.70	03.86	07.20	14.05	0:59.39	0:59.37	0:56.43	0:02.22 [7]	0:30.97 [8]	1:01.61 [8]	1:30.34 [9]	1:58.05	1:55.82	1:55.14	+15m	9.95m
		Jack Laugher	Q4	Q4			206m	813m	808m	811m		41m	409m	404m	404m				

Note: Timing is based on positional data.

[] Indicates rank at the end of each section

--:--:-- No data available for this section

N/A Information not available

Bendigo-Professional-2026-06-10

Race 7: GREAT OCEAN ROAD REAL ESTATE VICBRED VOUCHER TROT - 1650m

10 June 2026 - 8:00PM



HARNESS RACING VICTORIA



Bendigo Harness Racing Club

RANK	TAB	Horse/ Driver	Top Speed (Km/h)	Fastest Section	First 50m	First 100m	First 200m	First Half	Middle Half	Last Half	Lead Time	1st Quarter	2nd Quarter	3rd Quarter	4th Quarter	Last Mile	Mile Rate	Distance Travelled	Gross Time/ Margin
												0:31.87 (0:29.72)	1:01.85 (0:29.98)	1:31.31 (0:29.46)	2:00.01 (0:28.70)				
1	5	ALDEBARAN ABEL	54.07	0:28.09	03.76	07.15	14.78	1:00.36	0:59.23	0:57.39	0:02.25 [4]	0:32.69 [7]	1:02.61 [6]	1:31.92 [5]	2:00.01	1:57.75	1:57.05	+29m	2:00.01
		James Herbertson	Q4	Q4			206m	820m	816m	819m	40m	412m	409m	407m	412m				
2	3	KEAYANG TWEETYBIRD	53.10	0:29.10	03.76	07.15	14.46	1:00.09	0:59.27	0:58.42	0:02.24 [3]	0:32.37 [4]	1:02.33 [4]	1:31.64 [3]	2:00.75	1:58.51	1:57.77	+27m	9.99m
		Jason Lee	Q4	Q4			206m	820m	816m	818m	40m	411m	409m	407m	410m				
3	7	AMOUR MATERNAL	53.28	0:28.57	03.93	07.71	15.47	1:00.66	0:59.28	0:57.89	0:02.34 [6]	0:33.03 [8]	1:03.00 [8]	1:32.32 [8]	2:00.90	1:58.55	1:57.92	+22m	12.02m
		Anne-Maree Conroy	Q4	Q4			205m	813m	812m	819m	40m	408m	405m	407m	412m				
4	2	VOLDAGHA	52.09	0:28.90	03.82	07.23	14.44	1:00.22	0:59.79	0:58.39	0:02.34 [5]	0:32.25 [3]	1:02.55 [5]	1:32.04 [6]	2:00.94	1:58.61	1:57.96	+12m	12.48m
		Mark Pitt	Q4	Q4			203m	810m	809m	813m	39m	405m	405m	404m	409m				
5	6	BULLAPARK BENO	51.62	0:29.51	03.72	07.27	15.06	0:59.79	0:59.48	0:59.26	0:02.21 [2]	0:32.03 [2]	1:02.01 [2]	1:31.51 [2]	2:01.26	1:59.05	1:58.27	+25m	16.75m
		Chris Svanosio	Q1	Q3			208m	823m	813m	814m	38m	415m	408m	406m	408m				
6	1	DONA AMALIA	51.80	0:29.21	03.94	07.46	14.79	1:00.43	0:59.73	0:58.70	0:02.41 [7]	0:32.59 [6]	1:02.82 [7]	1:32.32 [7]	2:01.54	1:59.13	1:58.54	+13m	20.57m
		Ellen Tormey	Q4	Q4			203m	811m	809m	813m	39m	406m	405m	404m	408m				
7	9	ALDEBARAN ZANE	53.64	0:29.45	04.01	07.45	14.72	0:59.16	0:58.91	1:00.39	0:02.69 [8]	0:32.41 [5]	1:01.85 [1]	1:31.31 [1]	2:02.24	1:59.55	1:59.23	+21m	29.99m
		Ryan Sanderson	Q2	Q2			204m	818m	810m	809m	44m	412m	406m	404m	405m				


Note: Timing is based on positional data.

[] Indicates rank at the end of each section

--:-- No data available for this section

N/A Information not available

Bendigo-Professional-2026-06-10



HARNESS RACING VICTORIA

Race 7: GREAT OCEAN ROAD REAL ESTATE VICBRED VOUCHER TROT - 1650m

10 June 2026 - 8:00PM



Bendigo Harness Racing Club

RANK	TAB	Horse/ Driver	Top Speed (Km/h)	Fastest Section	First 50m	First 100m	First 200m	First Half	Middle Half	Last Half	Lead Time	1st Quarter	2nd Quarter	3rd Quarter	4th Quarter	Last Mile	Mile Rate	Distance Travelled	Gross Time/ Margin
												0:31.87 (0:29.72)	1:01.85 (0:29.98)	1:31.31 (0:29.46)	2:00.01 (0:28.70)				
8	4	FAITH FULL	53.64	0:29.51	03.60	06.83	14.15	1:00.06	0:59.85	1:02.22	0:02.15 [1]	0:31.87 [1]	1:02.21 [3]	1:31.72 [4]	2:04.43	2:02.28	2:01.36	+7m	59.25m
		Matthew Gath	Q1	Q3								205m	811m	809m	808m				

Scratched: THE SKY IS THE LIMIT (8)

Note: Timing is based on positional data.

[] Indicates rank at the end of each section

--:--:-- No data available for this section

N/A Information not available

Bendigo-Professional-2026-06-10

Race 8: ALDEBARAN PARK 2YO MAIDEN TROT - 2150m

10 June 2026 - 8:32PM



HARNESS RACING VICTORIA



Bendigo Harness Racing Club

RANK	TAB	Horse/ Driver	Top Speed (Km/h)	Fastest Section	First 50m	First 100m	First 200m	First Half	Middle Half	Last Half	Lead Time	1st Quarter	2nd Quarter	3rd Quarter	4th Quarter	Last Mile	Mile Rate	Distance Travelled	Gross Time/ Margin
												1:11.01 (0:31.63)	1:41.94 (0:29.93)	2:11.87 (0:29.93)	2:42.80 (0:30.93)				
1	3	KYVALLEY DIABLO	51.19	0:29.35	03.84	07.38	15.82	1:00.06	0:59.47	0:59.66	0:43.08 [7]	1:13.02 [7]	1:43.14 [6]	2:12.48 [4]	2:42.80	1:59.72	2:01.86	+34m	2:42.80
		Chris Svanosio	Q3	Q3			210m	814m	813m	817m	553m	406m	408m	406m	411m				
2	4	THE WOOL BROKER	51.23	0:29.34	03.96	07.63	15.68	1:01.28	0:59.53	1:00.64	0:41.54 [6]	1:12.64 [6]	1:42.83 [4]	2:12.17 [2]	2:43.48	2:01.92	2:02.37	+26m	9.05m
		James Herbertson	Q3	Q3			206m	814m	812m	814m	549m	406m	407m	405m	408m				
3	5	MUSCLEM	52.99	0:30.00	03.68	06.95	14.21	1:02.48	1:00.93	1:01.51	0:39.78 [2]	1:11.33 [2]	1:42.25 [2]	2:12.25 [3]	2:43.77	2:03.99	2:02.58	+15m	12.93m
		Alex Ashwood	Lead	Q3			204m	810m	808m	809m	546m	406m	404m	404m	405m				
4	1	DELIGHTFUL REYNA	50.11	0:30.00	03.87	07.36	14.63	1:02.45	1:00.90	1:01.42	0:40.10 [3]	1:11.64 [3]	1:42.55 [3]	2:12.55 [5]	2:43.97	2:03.87	2:02.74	+14m	15.68m
		Chris Alford	Lead	Q3			202m	809m	808m	810m	544m	405m	404m	404m	407m				
5	6	CALLINAN	52.13	0:29.93	03.72	07.08	14.33	1:02.56	1:00.86	1:02.28	0:39.38 [1]	1:11.01 [1]	1:41.94 [1]	2:11.87 [1]	2:44.24	2:04.85	2:02.94	+18m	19.29m
		Kerryn Manning	Lead	Q3			207m	810m	808m	809m	549m	406m	404m	404m	405m				
6	9	ELEGANT SPIRIT	50.47	0:30.01	04.07	07.63	14.77	1:02.45	1:00.91	1:01.64	0:40.32 [4]	1:11.87 [4]	1:42.76 [5]	2:12.77 [7]	2:44.41	2:04.09	2:03.06	+16m	21.51m
		Jordan Leedham	Lead	Q3			203m	810m	808m	810m	547m	405m	405m	404m	406m				
7	8	ROCKINWITHSASS	50.87	0:29.15	04.66	08.26	18.54	1:00.21	0:59.42	1:00.92	0:43.42 [8]	1:13.35 [8]	1:43.63 [8]	2:12.78 [6]	2:44.55	2:01.13	2:03.17	+71m	23.43m
		David Miles	Q3	Q3			203m	813m	812m	816m	592m	406m	406m	405m	411m				

Note: Timing is based on positional data.

[] Indicates rank at the end of each section


--:-- No data available for this section

N/A Information not available

Bendigo-Professional-2026-06-10

Race 8: ALDEBARAN PARK 2YO MAIDEN TROT - 2150m

10 June 2026 - 8:32PM



HARNESS RACING VICTORIA



Bendigo Harness Racing Club

RANK	TAB	Horse/ Driver	Top Speed (Km/h)	Fastest Section	First 50m	First 100m	First 200m	First Half	Middle Half	Last Half	Lead Time	1st Quarter	2nd Quarter	3rd Quarter	4th Quarter	Last Mile	Mile Rate	Distance Travelled	Gross Time/ Margin
												0:39.38	1:11.01 (0:31.63)	1:41.94 (0:30.93)	2:11.87 (0:29.93)				
8	2	HALFA SHOT	49.10	0:30.00	03.92	07.50	15.19	1:02.09	1:00.95	1:01.47	0:41.20 [5]	1:12.34 [5]	1:43.28 [7]	2:13.28 [8]	2:44.76	2:03.56	2:03.32	+19m	26.16m
		Brett Shipway	Q3	Q3			205m	810m	808m	812m		547m	406m	405m	404m				
9	10	LUCKY AVENUE	47.45	0:32.46	04.15	08.28	18.44	1:06.35	1:05.15	1:05.37	0:47.79 [9]	1:21.45 [9]	1:54.13 [9]	2:26.59 [9]	2:59.50	2:11.72	2:14.36	+26m	223.91m
		Liam Older	Q4	Q3			206m	813m	808m	811m		552m	408m	405m	403m				

Scratched: ESTREET PHOENIX (7)

Note: Timing is based on positional data.

[] Indicates rank at the end of each section

--:--:-- No data available for this section

N/A Information not available

Bendigo-Professional-2026-06-10

Race 9: IMPACT-A FASTENERS & CONSTRUCTION SUPPLIES PACE - 2150m

10 June 2026 - 9:04PM



HARNESS RACING VICTORIA



Bendigo Harness Racing Club

RANK	TAB	Horse/ Driver	Top Speed (Km/h)	Fastest Section	First 50m	First 100m	First 200m	First Half	Middle Half	Last Half	Lead Time 0:38.45	1st Quarter	2nd Quarter	3rd Quarter	4th Quarter	Last Mile	Mile Rate	Distance Travelled	Gross Time/ Margin
												1:08.64 (0:30.19)	1:37.97 (0:29.33)	2:06.28 (0:28.31)	2:35.56 (0:29.28)				
1	1	DIRECT COMMAND NZ	53.78	0:28.32	03.66	06.88	13.69	0:59.52	0:57.65	0:57.59	0:38.45 [1]	1:08.64 [1]	1:37.97 [1]	2:06.28 [1]	2:35.56	1:57.11	1:56.44	+10m	2:35.56
		Luke Dunne	Lead	Q3			203m	809m	809m	811m	541m	405m	404m	404m	406m				
2	9	MISTER JIMARINGLE	53.82	0:28.27	03.84	07.08	13.88	0:59.32	0:57.60	0:57.44	0:39.07 [4]	1:09.07 [4]	1:38.39 [4]	2:06.66 [2]	2:35.83	1:56.76	1:56.64	+32m	3:57m
		Ryan Sanderson	Lead	Q3			204m	816m	815m	817m	548m	409m	408m	407m	410m				
3	7	AMERICAN GUY	53.60	0:28.00	03.86	07.32	14.77	0:59.27	0:57.26	0:57.34	0:39.65 [7]	1:09.66 [7]	1:38.93 [7]	2:06.93 [5]	2:36.27	1:56.61	1:56.97	+28m	9.48m
		Jack Laugher	Q3	Q3			208m	815m	813m	816m	546m	408m	407m	406m	410m				
4	8	DENVER MAN	54.14	0:28.43	03.80	07.03	13.72	0:59.50	0:57.76	0:58.27	0:38.78 [3]	1:08.95 [3]	1:38.28 [3]	2:06.71 [4]	2:36.56	1:57.77	1:57.19	+15m	13.32m
		Kerryn Manning	Lead	Q3			203m	809m	808m	810m	546m	405m	404m	404m	406m				
5	5	OPTIMAL	52.13	0:28.41	03.95	07.45	14.63	0:59.48	0:57.74	0:57.94	0:39.15 [5]	1:09.31 [5]	1:38.64 [5]	2:07.05 [6]	2:36.59	1:57.42	1:57.21	+14m	13.76m
		Jason Ainsworth	Q3	Q3			204m	809m	809m	810m	544m	405m	404m	404m	406m				
6	4	CAPTAINS RUSH	56.30	0:27.92	03.65	06.77	14.22	0:58.76	0:56.79	0:57.47	0:40.54 [9]	1:10.43 [9]	1:39.30 [9]	2:07.22 [8]	2:36.77	1:56.23	1:57.34	+25m	16.15m
		David Miles	Lead	Q3			209m	809m	810m	817m	549m	405m	404m	406m	411m				
7	6	TOORAM DANNY	54.18	0:28.06	04.11	07.69	14.99	0:59.19	0:57.27	0:57.68	0:39.99 [8]	1:09.97 [8]	1:39.18 [8]	2:07.24 [9]	2:36.86	1:56.87	1:57.41	+36m	17.43m
		Alex Ashwood	Q3	Q3			207m	817m	816m	822m	547m	409m	408m	408m	414m				

Note: Timing is based on positional data.

[] Indicates rank at the end of each section


--:-- No data available for this section

N/A Information not available

Bendigo-Professional-2026-06-10

Race 9: IMPACT-A FASTENERS & CONSTRUCTION SUPPLIES PACE - 2150m

10 June 2026 - 9:04PM



HARNESS RACING VICTORIA



Bendigo Harness Racing Club

RANK	TAB	Horse/ Driver	Top Speed (Km/h)	Fastest Section	First 50m	First 100m	First 200m	First Half	Middle Half	Last Half	Lead Time	1st Quarter	2nd Quarter	3rd Quarter	4th Quarter	Last Mile	Mile Rate	Distance Travelled	Gross Time/ Margin
												0:38.45	1:08.64 (0:30.19)	1:37.97 (0:29.33)	2:06.28 (0:28.31)				
8	3	ALL JOKIN ASIDE	53.42	0:28.35	03.68	06.93	14.28	0:59.34	0:57.69	0:58.88	0:39.36 [6]	1:09.36 [6]	1:38.70 [6]	2:07.04 [7]	2:37.56	1:58.22	1:57.94	+37m	26.86m
		Liam Older	Lead	Q3			207m	817m	815m	824m	546m	409m	408m	408m	416m				
9	2	HUNGRY HOGARTH	53.93	0:28.61	03.64	06.86	13.81	0:59.36	0:57.95	0:59.48	0:38.76 [2]	1:08.77 [2]	1:38.11 [2]	2:06.72 [3]	2:37.59	1:58.84	1:57.96	+25m	27.18m
		Ewa Justice	Lead	Q3			205m	817m	813m	814m	544m	409m	408m	406m	409m				

Note: Timing is based on positional data.

[] Indicates rank at the end of each section

--:--:-- No data available for this section

N/A Information not available