

Bendigo-Professional-2026-05-06

Race 1: SANDHURST STOCKFEEDS TRAINER OF THE MONTH PACE - 1650m

06 May 2026 - 5:50PM



HARNESS RACING VICTORIA



Bendigo Harness Racing Club

RANK	TAB	Horse/ Driver	Top Speed (Km/h)	Fastest Section	First 50m	First 100m	First 200m	First Half	Middle Half	Last Half	Lead Time 0:02.22	1st Quarter	2nd Quarter	3rd Quarter	4th Quarter	Last Mile	Mile Rate	Distance Travelled	Gross Time/ Margin
												0:30.62 (0:28.40)	0:59.49 (0:28.87)	1:28.20 (0:28.71)	1:57.87 (0:29.67)				
1	9	BYRNESIDE BOOM	53.82	0:28.15	03.77	06.99	13.71	0:57.02	0:56.83	0:58.35	0:02.50 [8]	0:31.37 [7]	0:59.51 [2]	1:28.20 [2]	1:57.87	1:55.37	1:54.97	+31m	1:57.87
		Leigh Sutton	Q1	Q2			203m	820m	816m	815m	45m	410m	410m	406m	409m				
2	8	BETTORSWEETVICTORY	53.03	0:28.63	03.82	07.10	13.75	0:57.91	0:58.15	0:57.54	0:02.56 [9]	0:31.19 [5]	1:00.47 [7]	1:29.33 [7]	1:58.00	1:55.45	1:55.09	+6m	1.66m
		James Herbertson	Q1	Q1			202m	805m	805m	806m	45m	402m	402m	403m	404m				
3	7	MAHINDI NZ	55.48	0:28.41	03.76	06.93	13.54	0:57.28	0:57.56	0:58.68	0:02.20 [4]	0:30.62 [2]	0:59.49 [1]	1:28.20 [1]	1:58.18	1:55.96	1:55.27	+22m	4.1m
		Tasmyn Potter	Q1	Q1			208m	822m	810m	809m	41m	416m	406m	404m	406m				
4	1	MISTER FONZI	53.42	0:28.62	03.81	07.08	13.69	0:57.88	0:58.11	0:58.13	0:02.22 [6]	0:30.84 [3]	1:00.10 [5]	1:28.95 [5]	1:58.24	1:56.01	1:55.32	+8m	4.91m
		Darren Pace	Q1	Q1			201m	805m	806m	812m	41m	402m	403m	403m	408m				
5	5	BLUE CANNON	52.56	0:28.69	03.90	07.31	14.62	0:58.44	0:57.89	0:57.46	0:02.44 [7]	0:31.69 [8]	1:00.89 [9]	1:29.56 [9]	1:58.35	1:55.90	1:55.44	+17m	6.45m
		Josh Duggan	Q3	Q3			205m	812m	809m	813m	42m	408m	404m	405m	407m				
6	2	POLLY PEACHUM	55.33	0:28.40	03.70	06.84	13.31	0:57.66	0:58.10	0:58.75	0:02.22 [1]	0:30.62 [1]	0:59.88 [3]	1:28.72 [3]	1:58.64	1:56.41	1:55.72	+5m	10.3m
		Liam Older	Q1	Q1			202m	805m	807m	809m	41m	403m	403m	404m	405m				
7	6	MADAM REACTOR	54.36	0:28.50	03.75	06.94	13.67	0:58.90	0:57.59	0:58.37	0:02.17 [5]	0:31.98 [10]	1:01.07 [10]	1:29.56 [10]	1:59.44	1:57.27	1:56.49	+36m	21.0m
		Sean O'Sullivan	Q1	Q3			207m	823m	817m	822m	41m	415m	408m	409m	412m				

Note: Timing is based on positional data.

[] Indicates rank at the end of each section


--:-- No data available for this section

N/A Information not available

Bendigo-Professional-2026-05-06

Race 1: SANDHURST STOCKFEEDS TRAINER OF THE MONTH PACE - 1650m

06 May 2026 - 5:50PM



HARNESS RACING VICTORIA



Bendigo Harness Racing Club

RANK	TAB	Horse/ Driver	Top Speed (Km/h)	Fastest Section	First 50m	First 100m	First 200m	First Half	Middle Half	Last Half	Lead Time 0:02.22	1st Quarter	2nd Quarter	3rd Quarter	4th Quarter	Last Mile	Mile Rate	Distance Travelled	Gross Time/ Margin
												0:30.62 (0:28.40)	0:59.49 (0:28.87)	1:28.20 (0:28.71)	1:57.87 (0:29.67)				
8	4	KORENGAL VALLEY	55.80	0:28.71	03.72	06.84	13.37	0:57.70	0:58.05	0:59.87	0:02.13 [3]	0:30.85 [4]	0:59.83 [4]	1:28.90 [4]	1:59.71	1:57.56	1:56.76	+26m	24.64m
		Ellen Tormey	Q1	Q1			205m	818m	814m	816m		41m	411m	408m	406m				
9	3	WILD IDEAL	53.86	0:29.01	03.75	06.97	13.72	0:58.03	0:58.02	0:59.65	0:02.18 [2]	0:31.20 [6]	1:00.21 [6]	1:29.22 [6]	1:59.86	1:57.68	1:56.90	+26m	26.65m
		Ryan Sanderson	Q1	Q2			204m	818m	814m	818m		41m	410m	408m	406m				
10	10	MISTER EVOLUTION	52.78	0:28.76	03.81	07.12	13.99	0:58.10	0:57.72	1:02.70	0:02.46 [10]	0:31.60 [9]	1:00.56 [8]	1:29.33 [8]	2:03.27	2:00.80	2:00.23	+32m	72.36m
		Michael Bellman	Q1	Q3			205m	819m	817m	817m		46m	411m	409m	409m				

Scratched: REALLY REALLY (11)

Note: Timing is based on positional data.

[] Indicates rank at the end of each section

--:-- No data available for this section

N/A Information not available

Bendigo-Professional-2026-05-06

Race 2: SUREFOOT MATTING TROT - 2150m

06 May 2026 - 6:25PM



HARNESS RACING VICTORIA



Bendigo Harness Racing Club

RANK	TAB	Horse/ Driver	Top Speed (Km/h)	Fastest Section	First 50m	First 100m	First 200m	First Half	Middle Half	Last Half	Lead Time 0:38.06	1st Quarter	2nd Quarter	3rd Quarter	4th Quarter	Last Mile	Mile Rate	Distance Travelled	Gross Time/ Margin
												1:08.79 (0:30.73)	1:38.86 (0:30.07)	2:08.96 (0:30.10)	2:40.25 (0:31.28)				
1	6	THE ITALIAN DREAM	51.91	0:30.05	03.95	07.46	14.52	1:00.56	1:00.24	1:00.16	0:39.51 [8]	1:09.95 [8]	1:40.08 [8]	2:10.19 [8]	2:40.25	2:00.73	1:59.95	+35m	2:40.25
		Graham McDermott	Lead	Q4			206m	819m	814m	820m		548m	411m	408m	406m				
2	1	FREMARKS PEGGY	53.10	0:30.07	03.95	07.27	14.05	1:00.80	1:00.16	1:01.69	0:38.06 [1]	1:08.79 [1]	1:38.86 [1]	2:08.96 [1]	2:40.56	2:02.49	2:00.18	+6m	4.25m
		James Herbertson	Lead	Q2			203m	805m	807m	810m		542m	402m	402m	404m				
3	3	MIDNITE MUSCLE	54.76	0:30.10	03.75	06.95	13.30	1:00.77	1:00.24	1:01.95	0:38.36 [2]	1:09.04 [3]	1:39.14 [3]	2:09.28 [3]	2:41.10	2:02.72	2:00.59	+5m	11.45m
		Jack Laughher	Lead	Q2			203m	805m	807m	810m		543m	402m	402m	404m				
4	9	WAIKARE ADRIENNA	51.48	0:29.84	03.94	07.35	14.41	0:59.84	1:00.13	1:02.87	0:39.16 [6]	1:09.00 [2]	1:39.00 [2]	2:09.13 [2]	2:41.88	2:02.71	2:01.17	+36m	21.95m
		Ellen Tormey	Lead	Q1			204m	823m	815m	816m		547m	414m	409m	407m				
5	5	SAINT EYES	52.88	0:30.14	03.79	07.06	13.74	1:00.73	1:00.30	1:02.75	0:38.71 [3]	1:09.31 [4]	1:39.45 [4]	2:09.62 [4]	2:42.21	2:03.48	2:01.42	+30m	26.32m
		Neil Caldwell	Lead	Q2			205m	818m	814m	817m		547m	410m	408m	406m				
6	11	ATTRACTED	51.48	0:30.08	04.04	07.57	15.08	1:00.59	1:00.19	1:02.52	0:39.20 [7]	1:09.67 [7]	1:39.78 [7]	2:09.86 [6]	2:42.30	2:03.11	2:01.49	+18m	27.56m
		Chris Alford	Lead	Q3			205m	805m	809m	815m		548m	402m	403m	407m				
7	12	MIELICKI	50.83	0:30.02	04.11	07.81	16.19	1:00.13	1:00.14	1:02.60	0:40.75 [10]	1:10.86 [10]	1:40.87 [10]	2:10.99 [9]	2:43.48	2:02.73	2:02.37	+13m	43.4m
		Glenn Conroy	Lead	Q2			206m	805m	807m	809m		549m	402m	402m	404m				

Note: Timing is based on positional data.

[] Indicates rank at the end of each section

--:-- No data available for this section

N/A Information not available



Bendigo-Professional-2026-05-06

Race 2: SUREFOOT MATTING TROT - 2150m

06 May 2026 - 6:25PM



HARNESS RACING VICTORIA

Bendigo Harness Racing Club

RANK	TAB	Horse/ Driver	Top Speed (Km/h)	Fastest Section	First 50m	First 100m	First 200m	First Half	Middle Half	Last Half	Lead Time 0:38.06	1st Quarter	2nd Quarter	3rd Quarter	4th Quarter	Last Mile	Mile Rate	Distance Travelled	Gross Time/ Margin
												1:08.79 (0:30.73)	1:38.86 (0:30.07)	2:08.96 (0:30.10)	2:40.25 (0:31.28)				
8	10	MORNING DOVE	52.63	0:30.08	04.06	07.56	14.79	1:00.67	1:00.23	1:04.25	0:38.77 [4]	1:09.37 [5]	1:39.45 [5]	2:09.60 [5]	2:43.71	2:04.92	2:02.54	+12m	46.41m
		Michael Bellman	Lead	Q2			204m	805m	807m	810m		547m	402m	403m	404m				
9	7	NORTHERN TRUSCOTT	51.66	0:29.61	04.07	07.74	15.11	1:00.59	0:59.73	1:07.64	0:39.80 [9]	1:10.28 [9]	1:40.40 [9]	2:10.01 [7]	2:48.04	2:08.23	2:05.78	+40m	104.54m
		Kerryn Manning	Lead	Q3			208m	819m	815m	824m		549m	411m	408m	408m				
10	2	MOONSHINE LOUIE	51.95	0:30.15	03.92	07.33	14.08	1:00.82	1:04.87	1:13.46	0:38.93 [5]	1:09.60 [6]	1:39.75 [6]	2:14.47 [10]	2:53.22	2:14.28	2:09.65	+33m	173.9m
		Ashley Manton	Lead	Q2			204m	818m	819m	822m		545m	410m	407m	412m				
11	8	AFRICAN GALA	47.63	0:32.50	04.30	08.83	18.90	1:05.64	1:05.88	1:05.30	0:45.00 [11]	1:17.55 [11]	1:50.64 [11]	2:23.43 [11]	2:55.94	2:10.94	2:11.69	+29m	210.38m
		Leigh Sutton	Lead	Q4			204m	818m	812m	814m		548m	411m	407m	405m				
12	4	BETTOR MAN	54.25	0:30.94	03.78	07.00	13.46	1:02.50	1:03.49	1:04.46	0:49.51 [12]	1:20.45 [12]	1:52.02 [12]	2:23.95 [12]	2:56.48	2:06.96	2:12.10	+35m	217.71m
		Jordan Leedham	Lead	Q1			205m	813m	809m	813m		560m	409m	404m	405m				

Note: Timing is based on positional data.

[] Indicates rank at the end of each section

--:-- No data available for this section

N/A Information not available

Bendigo-Professional-2026-05-06

Race 3: FORTY WINKS TROT - 1650m

06 May 2026 - 6:50PM



HARNESS RACING VICTORIA



Bendigo Harness Racing Club

RANK	TAB	Horse/ Driver	Top Speed (Km/h)	Fastest Section	First 50m	First 100m	First 200m	First Half	Middle Half	Last Half	Lead Time 0:02.09	1st Quarter	2nd Quarter	3rd Quarter	4th Quarter	Last Mile	Mile Rate	Distance Travelled	Gross Time/ Margin
												0:30.91 (0:28.82)	1:02.16 (0:31.25)	1:32.24 (0:30.08)	2:02.34 (0:30.10)				
1	9	MONTANA MUSCLE	52.02	0:29.41	03.88	07.21	14.16	1:00.28	0:59.98	0:59.39	0:02.66 [9]	0:32.37 [6]	1:02.95 [6]	1:32.35 [2]	2:02.34	1:59.68	1:59.33	+21m	2:02.34
		Mark Pitt	Q1	Q3			204m	816m	815m	819m	38m	409m	407m	408m	411m				
2	1	JESSICAS STORY	52.85	0:29.07	03.82	07.10	13.50	1:00.28	1:01.28	0:59.98	0:02.28 [4]	0:31.36 [2]	1:02.56 [3]	1:32.66 [4]	2:02.56	2:00.26	1:59.53	-1m	2.84m
		Abby Sanderson	Q1	Q1			203m	809m	808m	809m	33m	405m	404m	404m	405m				
3	10	POPPY POPSTAR	51.01	0:29.46	03.90	07.30	14.49	1:00.59	1:00.00	0:59.59	0:02.71 [8]	0:32.76 [9]	1:03.30 [8]	1:32.77 [5]	2:02.91	2:00.18	1:59.87	+24m	7.55m
		James Herbertson	Q1	Q3			205m	819m	816m	819m	38m	411m	408m	408m	411m				
4	5	CHRISTMAS BABE NZ	55.33	0:28.82	03.62	06.76	13.02	1:00.07	1:01.33	1:01.01	0:02.09 [1]	0:30.91 [1]	1:02.16 [1]	1:32.24 [1]	2:03.17	2:01.08	2:00.13	+1m	11.06m
		Sean O'Sullivan	Q1	Q1			202m	809m	809m	810m	33m	405m	404m	405m	406m				
5	3	MADGE EGAN	52.31	0:29.31	03.79	07.11	13.60	1:00.10	1:00.84	1:01.10	0:02.22 [2]	0:31.52 [3]	1:02.31 [2]	1:32.35 [3]	2:03.41	2:01.20	2:00.37	+10m	14.36m
		Neil Caldwell	Q1	Q1			204m	816m	812m	813m	33m	410m	407m	405m	408m				
6	2	CRESCO CASHFLOW	52.45	0:29.53	03.78	07.16	13.89	1:00.62	1:01.30	1:00.68	0:02.26 [3]	0:31.79 [4]	1:02.88 [5]	1:33.08 [8]	2:03.55	2:01.30	2:00.51	-1m	16.23m
		Gary Pekin	Q1	Q1			203m	809m	808m	809m	33m	405m	404m	404m	405m				
7	7	MAGIC LAW	51.55	0:29.56	03.87	07.23	13.88	1:00.35	1:00.94	1:01.08	0:02.28 [5]	0:31.83 [5]	1:02.63 [4]	1:32.78 [6]	2:03.72	2:01.43	2:00.66	+13m	18.41m
		Michael Bellman	Q1	Q1			207m	819m	812m	813m	33m	412m	407m	405m	408m				

Note: Timing is based on positional data.

[] Indicates rank at the end of each section


-:--:- No data available for this section

N/A Information not available

Bendigo-Professional-2026-05-06

Race 3: FORTY WINKS TROT - 1650m

06 May 2026 - 6:50PM



HARNESS RACING VICTORIA



Bendigo Harness Racing Club

RANK	TAB	Horse/Driver	Top Speed (Km/h)	Fastest Section	First 50m	First 100m	First 200m	First Half	Middle Half	Last Half	Lead Time	1st Quarter	2nd Quarter	3rd Quarter	4th Quarter	Last Mile	Mile Rate	Distance Travelled	Gross Time/Margin
												0:30.91 (0:28.82)	1:02.16 (0:31.25)	1:32.24 (0:30.08)	2:02.34 (0:30.10)				
8	11	LOUIEVILLE LASS	52.02	0:29.28	03.87	07.22	14.22	1:01.12	1:00.65	0:59.97	0:02.65 [7]	0:32.41 [7]	1:03.78 [11]	1:33.06 [7]	2:03.76	2:01.09	2:00.70	+28m	18.98m
		Brett Shipway	Q1	Q3			206m	822m	817m	820m	38m	413m	408m	408m	411m				
9	12	GIGGLE WATER	50.08	0:29.66	04.02	07.56	14.85	1:00.66	0:59.89	1:00.50	0:02.81 [11]	0:33.25 [10]	1:03.48 [9]	1:33.13 [9]	2:03.98	2:01.16	2:00.92	+18m	21.89m
		Josh Duggan	Q2	Q3			204m	817m	813m	814m	39m	410m	407m	405m	409m				
10	6	IM MISS ROYALTY	50.87	0:29.80	03.94	07.43	14.64	1:01.23	0:59.73	1:00.74	0:02.33 [6]	0:33.63 [11]	1:03.55 [10]	1:33.36 [10]	2:04.31	2:01.97	2:01.24	+23m	26.35m
		Brent White	Q3	Q3			208m	820m	812m	821m	34m	416m	405m	407m	413m				
11	8	BETSY ANNE	49.97	0:29.88	04.01	07.50	14.53	1:00.44	1:00.95	1:01.85	0:02.73 [10]	0:32.61 [8]	1:03.19 [7]	1:33.56 [11]	2:05.03	2:02.28	2:01.95	+4m	36.08m
		Nick Youngson	Q1	Q1			203m	809m	808m	809m	38m	405m	404m	404m	405m				
12	4	ALWAYS SKYE HIGH	49.72	0:29.56	06.45	18.07	48.39	1:04.79	1:00.30	1:00.07	0:33.84 [12]	1:07.89 [12]	1:38.62 [12]	2:08.19 [12]	2:38.71	2:04.86	2:34.80	+215m	487.75m
		Steve Owen	Q3	Q3			201m	805m	807m	810m	250m	402m	403m	404m	405m				

Note: Timing is based on positional data.

[] Indicates rank at the end of each section

-:--:- No data available for this section

N/A Information not available

Bendigo-Professional-2026-05-06

Race 4: WOODLANDS STUD PACE - 1650m

06 May 2026 - 7:20PM



HARNESS RACING VICTORIA



Bendigo Harness Racing Club


RANK	TAB	Horse/ Driver	Top Speed (Km/h)	Fastest Section	First 50m	First 100m	First 200m	First Half	Middle Half	Last Half	Lead Time	1st Quarter	2nd Quarter	3rd Quarter	4th Quarter	Last Mile	Mile Rate	Distance Travelled	Gross Time/ Margin
												0:31.13 (0:29.02)	1:00.20 (0:29.07)	1:27.92 (0:27.72)	1:56.61 (0:28.69)				
1	4	MIDNIGHT MOTH	56.63	0:27.72	03.55	06.60	13.22	0:58.03	0:56.78	0:56.40	0:02.16 [3]	0:31.13 [1]	1:00.20 [1]	1:27.92 [1]	1:56.61	1:54.43	1:53.73	+9m	1:56.61
		Jason Lee	Q1	Q3			203m	811m	809m	809m	40m	0:28.97	(0:29.06)	(0:27.72)	(0:28.68)				
2	9	SAVON DE ROCHE	53.14	0:27.83	03.78	07.08	14.09	0:57.61	0:56.05	0:57.14	0:02.60 [10]	0:31.99 [7]	1:00.21 [2]	1:28.03 [2]	1:57.35	1:54.75	1:54.46	+27m	9.99m
		Ewa Justice	Q3	Q3			205m	820m	815m	814m	43m	(0:29.39)	(0:28.22)	(0:27.83)	(0:29.31)				
3	10	INTERPRETATION	55.87	0:27.11	03.87	07.30	14.46	0:58.98	0:56.32	0:56.15	0:02.63 [11]	0:32.40 [9]	1:01.61 [10]	1:28.72 [7]	1:57.77	1:55.13	1:54.86	+34m	15.56m
		Tayla French	Q3	Q3			204m	820m	819m	821m	42m	(0:29.77)	(0:29.21)	(0:27.11)	(0:29.04)				
4	11	MANINKY MOONSHINE	55.55	0:27.06	03.86	07.37	14.63	0:59.20	0:56.22	0:55.95	0:02.65 [12]	0:32.70 [11]	1:01.86 [11]	1:28.91 [9]	1:57.80	1:55.15	1:54.90	+38m	16.05m
		Abby Sanderson	Q3	Q3			206m	822m	818m	822m	44m	(0:30.04)	(0:29.16)	(0:27.06)	(0:28.89)				
5	8	CHEYS ANGEL	54.76	0:27.87	03.69	06.86	13.51	0:58.24	0:56.88	0:57.19	0:02.59 [8]	0:31.81 [5]	1:00.83 [5]	1:28.70 [6]	1:58.02	1:55.43	1:55.11	+4m	19.03m
		Jack Laugher	Q1	Q3			202m	805m	806m	806m	43m	(0:29.23)	(0:29.01)	(0:27.87)	(0:29.32)				
6	5	ANIMADO	55.08	0:27.52	03.60	06.77	13.60	0:58.78	0:56.88	0:57.16	0:02.11 [2]	0:31.53 [4]	1:00.89 [6]	1:28.41 [4]	1:58.06	1:55.94	1:55.15	+24m	19.57m
		Glenn Bull	Q3	Q3			205m	819m	816m	817m	40m	(0:29.42)	(0:29.36)	(0:27.52)	(0:29.64)				
7	7	FEEL THE REIGN	53.82	0:27.53	03.82	07.27	14.99	0:59.48	0:56.56	0:56.40	0:02.46 [7]	0:32.91 [12]	1:01.94 [12]	1:29.47 [12]	1:58.35	1:55.88	1:55.43	+26m	23.43m
		George Chamouras	Q3	Q3			210m	819m	809m	816m	41m	(0:30.44)	(0:29.04)	(0:27.53)	(0:28.87)				

Note: Timing is based on positional data.

[] Indicates rank at the end of each section

--:-- No data available for this section

N/A Information not available



HARNESS RACING VICTORIA

Bendigo-Professional-2026-05-06

Race 4: WOODLANDS STUD PACE - 1650m

06 May 2026 - 7:20PM



Bendigo Harness Racing Club

RANK	TAB	Horse/ Driver	Top Speed (Km/h)	Fastest Section	First 50m	First 100m	First 200m	First Half	Middle Half	Last Half	Lead Time	1st Quarter	2nd Quarter	3rd Quarter	4th Quarter	Last Mile	Mile Rate	Distance Travelled	Gross Time/ Margin
												0:31.13 (0:29.02)	1:00.20 (0:29.07)	1:27.92 (0:27.72)	1:56.61 (0:28.69)				
8	1	REALLY SMARTIE	55.01	0:27.93	03.70	06.85	13.47	0:58.19	0:56.96	0:58.03	0:02.16 [5]	0:31.32 [3]	1:00.35 [3]	1:28.28 [3]	1:58.38	1:56.22	1:55.45	+8m	23.72m
		Michael Bellman	Q1	Q3			203m	809m	808m	810m		40m	405m	404m	404m				
9	2	DIVINE TILLY	54.32	0:27.62	03.80	07.07	14.09	0:58.99	0:56.90	0:57.22	0:02.31 [6]	0:32.02 [8]	1:01.30 [7]	1:28.92 [8]	1:58.52	1:56.21	1:55.59	+8m	25.61m
		Steve Cleave	Q3	Q3			203m	810m	808m	809m		40m	406m	405m	404m				
10	6	JOHN WAYNE NZ	55.80	0:27.94	03.59	06.72	13.36	0:58.50	0:57.30	0:58.06	0:02.11 [1]	0:31.25 [2]	1:00.61 [4]	1:28.55 [5]	1:58.67	1:56.56	1:55.74	+20m	27.68m
		Tasmyn Potter	Q1	Q3			206m	820m	813m	813m		40m	412m	408m	405m				
11	12	HAPPENSTBABEACHBOY	54.00	0:27.63	03.78	07.19	14.74	0:59.02	0:56.64	0:57.46	0:02.53 [9]	0:32.54 [10]	1:01.56 [9]	1:29.18 [11]	1:59.02	1:56.48	1:56.09	+19m	32.39m
		James Herbertson	Q3	Q3			208m	817m	809m	809m		43m	412m	405m	404m				
12	3	LETS WENT	54.32	0:27.65	03.64	06.86	13.95	0:59.23	0:57.04	0:57.88	0:02.06 [4]	0:31.90 [6]	1:01.28 [8]	1:28.94 [10]	1:59.18	1:57.11	1:56.24	+24m	34.51m
		Chris Alford	Q1	Q3			205m	820m	816m	816m	40m	410m	409m	406m	410m				

Note: Timing is based on positional data.

[] Indicates rank at the end of each section

-:--:- No data available for this section

N/A Information not available

Bendigo-Professional-2026-05-06

Race 5: HAEUSLERS ECHUCA VICBRED VOUCHER PACE - 1650m

06 May 2026 - 7:50PM



HARNESS RACING VICTORIA



Bendigo Harness Racing Club

RANK	TAB	Horse/ Driver	Top Speed (Km/h)	Fastest Section	First 50m	First 100m	First 200m	First Half	Middle Half	Last Half	Lead Time 0:02.15	1st Quarter	2nd Quarter	3rd Quarter	4th Quarter	Last Mile	Mile Rate	Distance Travelled	Gross Time/ Margin
												0:29.99 (0:27.84)	0:59.72 (0:29.73)	1:29.46 (0:29.74)	2:00.16 (0:30.70)				
1	8	IAMAWINGATE	52.56	0:28.62	04.01	07.41	14.27	0:57.87	0:58.49	0:59.49	0:02.78 [9]	0:31.40 [7]	1:00.66 [7]	1:29.90 [4]	2:00.16	1:57.36	1:57.20	+36m	2:00.16
		James Herbertson	Q1	Q1			204m	819m	818m	822m	44m	411m	408m	410m	413m				
2	10	DOT BALL	52.67	0:28.40	03.85	07.14	14.01	0:57.80	0:58.66	1:00.19	0:02.57 [8]	0:30.98 [5]	1:00.37 [5]	1:29.63 [3]	2:00.56	1:57.99	1:57.59	+32m	5.43m
		Ellen Tormey	Q1	Q1			205m	819m	817m	820m	43m	411m	408m	409m	410m				
3	6	TASTE IT	55.69	0:27.78	03.77	06.92	13.40	0:57.50	0:59.47	1:00.90	0:02.21 [3]	0:29.99 [1]	0:59.72 [1]	1:29.46 [1]	2:00.61	1:58.40	1:57.63	+9m	6.02m
		Sean O'Sullivan	Q1	Q1			204m	811m	808m	809m	40m	407m	404m	404m	405m				
4	3	JOEYS HANGOVER	53.46	0:28.26	03.84	07.13	13.89	0:57.81	0:59.37	1:01.37	0:02.33 [4]	0:30.59 [4]	1:00.14 [3]	1:29.96 [6]	2:01.51	1:59.18	1:58.51	+22m	18.09m
		Tayla French	Q1	Q1			206m	818m	813m	815m	40m	411m	407m	405m	410m				
5	1	HARTNETT	51.95	0:28.68	03.88	07.23	14.13	0:58.18	0:59.34	1:01.05	0:02.34 [5]	0:31.01 [6]	1:00.52 [6]	1:30.37 [9]	2:01.57	1:59.23	1:58.58	+8m	19.0m
		Gary Pekin	Q1	Q1			202m	810m	808m	809m	40m	405m	404m	404m	405m				
6	2	STELLAR QUEEN	53.57	0:28.14	03.82	07.08	13.78	0:57.91	0:59.52	1:01.49	0:02.21 [2]	0:30.35 [3]	1:00.12 [4]	1:29.86 [5]	2:01.61	1:59.40	1:58.61	+8m	19.42m
		Lauren White	Q1	Q1			203m	810m	808m	809m	40m	406m	404m	404m	405m				
7	5	LILNOVA	52.20	0:28.88	04.06	07.62	15.07	0:58.30	0:58.28	1:01.24	0:02.44 [7]	0:31.86 [9]	1:00.74 [8]	1:30.15 [7]	2:01.98	1:59.54	1:58.97	+20m	24.37m
		Chris Alford	Q2	Q2			204m	812m	809m	818m	40m	408m	404m	406m	413m				

Note: Timing is based on positional data.

[] Indicates rank at the end of each section


--:-- No data available for this section

N/A Information not available

Bendigo-Professional-2026-05-06

Race 5: HAEUSLERS ECHUCA VICBRED VOUCHER PACE - 1650m

06 May 2026 - 7:50PM



HARNESS RACING VICTORIA



Bendigo Harness Racing Club

RANK	TAB	Horse/Driver	Top Speed (Km/h)	Fastest Section	First 50m	First 100m	First 200m	First Half	Middle Half	Last Half	Lead Time	1st Quarter	2nd Quarter	3rd Quarter	4th Quarter	Last Mile	Mile Rate	Distance Travelled	Gross Time/Margin
												0:02.15	0:29.99 (0:27.84)	0:59.72 (0:29.73)	1:29.46 (0:29.74)				
8	4	BLUE OCEAN	51.70	0:29.09	03.91	07.37	14.56	0:58.56	0:58.45	1:01.10	0:02.31 [6]	0:31.80 [8]	1:00.89 [9]	1:30.25 [8]	2:02.00	1:59.67	1:58.99	+37m	24.73m
		Glenn Bull	Q2	Q2			207m	823m	819m	825m	40m	414m	409m	410m	415m				
9	7	FOUR STARZZZ RUBY	55.37	0:27.96	03.75	06.92	13.55	0:57.59	0:59.46	1:03.77	0:02.15 [1]	0:30.12 [2]	0:59.74 [2]	1:29.56 [2]	2:03.51	2:01.36	2:00.46	+22m	44.93m
		Jack Laugher	Q1	Q1			206m	820m	813m	814m	40m	412m	407m	406m	408m				

Scratched: NIVEKALON EAGLE (9)

Note: Timing is based on positional data.

[] Indicates rank at the end of each section

--:--:-- No data available for this section

N/A Information not available

Bendigo-Professional-2026-05-06

Race 6: SMARTLOANS BENDIGO 2YO MAIDEN TROT - 2150m

06 May 2026 - 8:21PM



HARNESS RACING VICTORIA



Bendigo Harness Racing Club

RANK	TAB	Horse/ Driver	Top Speed (Km/h)	Fastest Section	First 50m	First 100m	First 200m	First Half	Middle Half	Last Half	Lead Time 0:39.69	1st Quarter	2nd Quarter	3rd Quarter	4th Quarter	Last Mile	Mile Rate	Distance Travelled	Gross Time/ Margin
												1:11.78 (0:32.09)	1:43.37 (0:31.59)	2:13.26 (0:29.89)	2:42.28 (0:29.02)				
1	1	VERBICI	52.13	0:29.02	03.83	07.15	14.20	1:03.70	1:01.48	0:58.90	0:39.69 [1]	1:11.78 [1]	1:43.37 [1]	2:13.26 [1]	2:42.28	2:02.60	2:01.47	+9m	2:42.28
		Chris Lang	Lead	Q4			203m	805m	807m	811m		544m	402m	403m	404m				
2	3	ALDEBARAN JERICHO	50.87	0:29.79	03.91	07.32	14.85	1:03.39	1:01.18	1:01.18	0:40.35 [3]	1:12.35 [3]	1:43.75 [3]	2:13.54 [2]	2:44.94	2:04.56	2:03.46	+28m	35.58m
		Darren Pace	Lead	Q3			205m	817m	814m	815m	545m	410m	407m	406m	409m				
3	8	DONNYOSKO	51.16	0:29.98	03.97	07.37	14.43	1:03.49	1:01.49	1:01.17	0:40.30 [2]	1:12.28 [2]	1:43.78 [2]	2:13.77 [3]	2:44.96	2:04.66	2:03.47	+12m	35.83m
		Ellen Tormey	Lead	Q3			202m	805m	807m	809m	547m	402m	403m	405m	405m				
4	9	LUCKY AVENUE	50.87	0:30.39	03.97	07.41	14.80	1:03.48	1:01.87	1:03.49	0:40.56 [4]	1:12.56 [4]	1:44.05 [4]	2:14.44 [5]	2:47.54	2:06.97	2:05.40	+13m	70.45m
		Michael Bellman	Lead	Q3			205m	805m	807m	808m	550m	402m	403m	404m	404m				
5	4	CORPORATE AFFAIRS	51.34	0:30.12	03.84	07.33	17.73	1:01.23	1:02.65	1:03.56	0:43.77 [7]	1:14.89 [7]	1:45.01 [7]	2:17.53 [7]	2:48.57	2:04.81	2:06.18	+22m	84.38m
		Glen Craven	Q3	Q2			206m	811m	812m	816m	545m	406m	405m	407m	409m				
6	6	HALFA SHOT	49.68	0:31.18	03.91	07.40	15.25	1:03.00	1:02.54	1:04.27	0:41.45 [6]	1:13.08 [6]	1:44.44 [6]	2:15.62 [6]	2:48.71	2:07.27	2:06.28	+20m	86.2m
		Brett Shipway	Lead	Q3			211m	805m	808m	812m	553m	402m	403m	406m	406m				
7	5	ELEGANT SPIRIT	50.36	0:30.13	03.96	07.51	15.17	1:03.38	1:01.54	1:04.69	0:40.75 [5]	1:12.72 [5]	1:44.13 [5]	2:14.26 [4]	2:48.82	2:08.07	2:06.36	+33m	87.61m
		Jordan Leedham	Q3	Q3			209m	819m	815m	815m	549m	410m	408m	407m	408m				

Note: Timing is based on positional data.

[] Indicates rank at the end of each section

--:-- No data available for this section

N/A Information not available

Bendigo-Professional-2026-05-06

Race 6: SMARTLOANS BENDIGO 2YO MAIDEN TROT - 2150m

06 May 2026 - 8:21PM



HARNESS RACING VICTORIA



Bendigo Harness Racing Club

RANK	TAB	Horse/ Driver	Top Speed (Km/h)	Fastest Section	First 50m	First 100m	First 200m	First Half	Middle Half	Last Half	Lead Time	1st Quarter	2nd Quarter	3rd Quarter	4th Quarter	Last Mile	Mile Rate	Distance Travelled	Gross Time/ Margin
												0:39.69	1:11.78 (0:32.09)	1:43.37 (0:31.59)	2:13.26 (0:29.89)				
8	7	LOLLY	50.72	0:31.33	03.94	07.36	16.02	1:05.21	1:03.64	1:03.35	0:45.86 [8]	1:18.76 [8]	1:51.07 [8]	2:22.40 [8]	2:54.43	2:08.56	2:10.56	+35m	162.9m
		Jack Laugher	Lead	Q3			213m	813m	810m	811m	561m	407m	406m	404m	407m				
9	2	CALLINAN	50.15	0:31.31	03.95	07.60	16.12	1:04.50	1:03.62	1:03.59	0:46.98 [9]	1:19.18 [9]	1:51.49 [9]	2:22.79 [9]	2:55.08	2:08.09	2:11.05	+26m	171.59m
		Kerryn Manning	Lead	Q3			203m	812m	810m	813m	552m	406m	406m	405m	408m				

Note: Timing is based on positional data.

[] Indicates rank at the end of each section

--:--:-- No data available for this section

N/A Information not available

Bendigo-Professional-2026-05-06

Race 7: SIMONDS HOMES BENDIGO PACE - 2150m

06 May 2026 - 9:26PM



HARNESS RACING VICTORIA



Bendigo Harness Racing Club


RANK	TAB	Horse/ Driver	Top Speed (Km/h)	Fastest Section	First 50m	First 100m	First 200m	First Half	Middle Half	Last Half	Lead Time 0:39.74	1st Quarter	2nd Quarter	3rd Quarter	4th Quarter	Last Mile	Mile Rate	Distance Travelled	Gross Time/ Margin
												1:11.28 (0:31.55)	1:43.28 (0:31.99)	2:12.40 (0:29.12)	2:40.99 (0:28.59)				
1	4	OUTA THE BLUE	52.70	0:28.57	03.78	07.10	14.35	1:03.54	1:01.11	0:57.69	0:39.74 [1]	1:11.28 [1]	1:43.28 [1]	2:12.40 [1]	2:40.99	2:01.23	2:00.50	+8m	2:40.99
		Chris Alford	Q4	Q4			203m	805m	807m	811m		542m	402m	403m	404m				
2	5	TEX GOES BANG	52.85	0:29.13	03.88	07.24	14.57	1:03.51	1:01.08	0:58.53	0:39.96 [2]	1:11.53 [2]	1:43.47 [2]	2:12.60 [2]	2:42.01	2:02.04	2:01.27	+28m	13.67m
		James Herbertson	Q3	Q3			204m	817m	813m	815m		546m	410m	407m	406m				
3	7	ALLGOOD VINNIE	53.86	0:28.96	04.11	07.79	15.36	1:03.45	1:00.89	0:57.94	0:40.68 [6]	1:12.20 [6]	1:44.13 [6]	2:13.09 [5]	2:42.08	2:01.39	2:01.32	+34m	14.67m
		Ewa Justice	Q3	Q3			205m	817m	814m	820m		547m	410m	407m	407m				
4	1	HESTON CASH	51.95	0:29.09	03.99	07.45	14.95	1:03.49	1:01.06	0:58.25	0:40.45 [5]	1:12.03 [5]	1:43.93 [5]	2:13.10 [6]	2:42.19	2:01.74	2:01.40	+8m	16.09m
		Jack Laugher	Q3	Q4			202m	805m	807m	811m		542m	402m	403m	405m				
5	2	SALSBOY	52.13	0:29.14	03.78	07.22	14.67	1:03.53	1:01.10	0:58.71	0:40.04 [3]	1:11.62 [3]	1:43.57 [3]	2:12.72 [3]	2:42.30	2:02.24	2:01.49	+6m	17.62m
		Ryan Sanderson	Lead	Q3			202m	805m	806m	810m		541m	402m	402m	404m				
6	3	BINALONG BAY	53.42	0:28.93	03.92	07.44	15.32	1:03.47	1:00.83	0:58.23	0:40.86 [8]	1:12.44 [8]	1:44.34 [8]	2:13.27 [7]	2:42.57	2:01.70	2:01.69	+33m	21.26m
		Liam Older	Q3	Q3			206m	819m	815m	817m		548m	411m	408m	407m				
7	9	KNOW THE SCORE	53.82	0:28.97	03.92	07.32	14.70	1:03.47	1:00.90	0:58.73	0:40.38 [4]	1:11.92 [4]	1:43.85 [4]	2:12.82 [4]	2:42.59	2:02.20	2:01.70	+34m	21.46m
		Glenn Bull	Q3	Q3			204m	817m	815m	818m		549m	410m	407m	407m				

Note: Timing is based on positional data.

[] Indicates rank at the end of each section

--:-- No data available for this section

N/A Information not available



HARNESS RACING VICTORIA

Bendigo-Professional-2026-05-06

Race 7: SIMONDS HOMES BENDIGO PACE - 2150m

06 May 2026 - 9:26PM



Bendigo Harness Racing Club

RANK	TAB	Horse/ Driver	Top Speed (Km/h)	Fastest Section	First 50m	First 100m	First 200m	First Half	Middle Half	Last Half	Lead Time	1st Quarter	2nd Quarter	3rd Quarter	4th Quarter	Last Mile	Mile Rate	Distance Travelled	Gross Time/ Margin
												0:39.74	1:11.28 (0:31.55)	1:43.28 (0:31.99)	2:12.40 (0:29.12)				
8	8	TOPHUT JOHNY	51.95	0:29.12	03.98	07.48	14.97	1:03.50	1:01.02	0:58.24	0:40.85 [7]	1:12.44 [7]	1:44.35 [7]	2:13.48 [8]	2:42.60	2:01.74	2:01.71	+7m	21.63m
		Ellen Tormey	Q3	Q3			202m	805m	806m	806m	546m	402m	403m	403m	403m				

Scratched: REALLY CAMPBELL (6)

Note: Timing is based on positional data.

[] Indicates rank at the end of each section

--:--:-- No data available for this section

N/A Information not available

Bendigo-Professional-2026-05-06

Race 8: BENDIGO SKI BOAT CENTRE PACE - 1650m

06 May 2026 - 9:58PM



HARNESS RACING VICTORIA



Bendigo Harness Racing Club

RANK	TAB	Horse/Driver	Top Speed (Km/h)	Fastest Section	First 50m	First 100m	First 200m	First Half	Middle Half	Last Half	Lead Time	1st Quarter	2nd Quarter	3rd Quarter	4th Quarter	Last Mile	Mile Rate	Distance Travelled	Gross Time/Margin
			0:02.05	0:30.48 (0:28.43)								1:00.17 (0:29.69)	1:27.56 (0:27.39)	1:56.53 (0:28.97)					
1	4	TOORAM MAGIC	54.40	0:27.40	03.75	06.98	13.64	0:58.25	0:57.03	0:56.07	0:02.21 [4]	0:30.83 [4]	1:00.45 [3]	1:27.85 [3]	1:56.53	1:54.32	1:53.65	+26m	1:56.53
		Tayla French	Q1	Q3			204m	818m	814m	817m		41m	410m	408m	406m				
2	6	MEDINA	55.08	0:27.41	03.87	07.30	14.13	0:58.49	0:57.03	0:56.00	0:02.28 [5]	0:31.15 [6]	1:00.76 [5]	1:28.17 [5]	1:56.76	1:54.49	1:53.88	+30m	3.14m
		James Herbertson	Q3	Q3			205m	820m	815m	820m		40m	411m	408m	406m				
3	3	IN AN IDEAL WORLD	55.30	0:27.38	03.61	06.75	13.36	0:58.15	0:57.02	0:56.85	0:02.04 [2]	0:30.55 [2]	1:00.19 [2]	1:27.56 [1]	1:57.04	1:55.00	1:54.15	+22m	6.89m
		Ewa Justice	Q1	Q3			204m	818m	814m	815m		40m	410m	408m	406m				
4	2	MIKI B NZ	56.30	0:27.44	03.57	06.65	13.21	0:58.12	0:57.13	0:57.21	0:02.05 [1]	0:30.48 [1]	1:00.17 [1]	1:27.62 [2]	1:57.39	1:55.33	1:54.50	+9m	11.63m
		Alex Ashwood	Q1	Q3			203m	810m	808m	809m		40m	406m	404m	403m				
5	5	WATTLEBANK ARNIE	54.32	0:27.40	03.87	07.23	13.86	0:58.47	0:57.12	0:56.53	0:02.43 [6]	0:31.18 [5]	1:00.90 [6]	1:28.30 [6]	1:57.44	1:55.00	1:54.55	+10m	12.27m
		Ellen Tormey	Q1	Q3			202m	806m	807m	813m		41m	403m	403m	404m				
6	1	JUST AS WELL NZ	54.68	0:27.40	03.66	06.83	13.57	0:58.40	0:57.11	0:57.15	0:02.06 [3]	0:30.76 [3]	1:00.47 [4]	1:27.87 [4]	1:57.63	1:55.55	1:54.73	+6m	14.78m
		Chris Alford	Q1	Q3			202m	805m	806m	811m		40m	402m	403m	404m				

Scratched: ANGUS INDIANA (7), KOSIMO (8)

Note: Timing is based on positional data.

[] Indicates rank at the end of each section

--:-- No data available for this section

N/A Information not available

Bendigo-Professional-2026-05-06

Race 9: ALABAR BLOODSTOCK 2YO MAIDEN PACE - 2150m

06 May 2026 - 10:22PM



HARNESS RACING VICTORIA



Bendigo Harness Racing Club

RANK	TAB	Horse/ Driver	Top Speed (Km/h)	Fastest Section	First 50m	First 100m	First 200m	First Half	Middle Half	Last Half	Lead Time 0:38.89	1st Quarter	2nd Quarter	3rd Quarter	4th Quarter	Last Mile	Mile Rate	Distance Travelled	Gross Time/ Margin
												1:10.47 (0:31.57)	1:41.59 (0:31.12)	2:10.77 (0:29.18)	2:40.73 (0:29.96)				
1	7	CARDIGAN SNIPER	52.09	0:29.18	04.05	07.47	14.44	1:02.69	1:00.30	0:59.14	0:38.89 [1]	1:10.47 [1]	1:41.59 [1]	2:10.77 [1]	2:40.73	2:01.83	2:00.31	+17m	2:40.73
		Ryan Sanderson	Lead	Q3			205m	810m	809m	811m	546m	406m	405m	404m	407m				
2	3	WESTERIA	51.48	0:29.07	03.97	07.43	14.71	1:02.82	1:00.24	0:59.37	0:39.62 [3]	1:11.27 [3]	1:42.44 [3]	2:11.50 [4]	2:41.81	2:02.19	2:01.12	+4m	14.48m
		Ewa Justice	Q3	Q3			202m	805m	806m	806m	543m	402m	403m	403m	403m				
3	1	GRANDIOSA	51.44	0:29.19	03.89	07.25	14.36	1:02.69	1:00.27	1:00.02	0:39.24 [2]	1:10.86 [2]	1:41.95 [2]	2:11.13 [2]	2:41.97	2:02.71	2:01.24	+7m	16.67m
		Jack Laugher	Lead	Q3			202m	805m	807m	810m	542m	402m	403m	405m	406m				
4	6	SMOKEN HEAVEN	51.41	0:28.85	04.30	07.98	15.48	1:02.79	1:00.05	0:59.39	0:40.27 [5]	1:11.86 [5]	1:43.06 [6]	2:11.90 [6]	2:42.45	2:02.18	2:01.60	+14m	23.08m
		John Justice	Q4	Q3			203m	805m	808m	814m	545m	402m	403m	405m	409m				
5	4	WICKED TORQUE	52.24	0:28.55	04.16	07.75	15.40	1:02.23	0:59.18	1:00.43	0:40.62 [6]	1:12.22 [6]	1:42.84 [5]	2:11.39 [3]	2:43.28	2:02.66	2:02.22	+23m	34.18m
		Kerryn Manning	Q3	Q3			205m	814m	814m	814m	545m	407m	407m	406m	408m				
6	2	TORQUE TO FARROH	50.87	0:29.06	04.09	07.63	15.03	1:02.82	1:00.26	1:02.71	0:39.93 [4]	1:11.56 [4]	1:42.75 [4]	2:11.80 [5]	2:45.46	2:05.53	2:03.85	+8m	63.41m
		Ellen Tormey	Q3	Q3			202m	805m	807m	810m	543m	402m	403m	404m	405m				

Scratched: RUBYS REASON (5)

Note: Timing is based on positional data.

[] Indicates rank at the end of each section

--:-- No data available for this section

N/A Information not available