

Bendigo-Professional-2026-06-03

Race 1: YABBY DAM RACING WINTER SERIES NMW TROT (1ST HEAT) - 2150m

03 June 2026 - 5:02PM



HARNESS RACING VICTORIA



Bendigo Harness Racing Club

RANK	TAB	Horse/ Driver	Top Speed (Km/h)	Fastest Section	First 50m	First 100m	First 200m	First Half	Middle Half	Last Half	Lead Time	1st Quarter	2nd Quarter	3rd Quarter	4th Quarter	Last Mile	Mile Rate	Distance Travelled	Gross Time/ Margin
												0:38.17	1:07.83 (0:29.66)	1:38.13 (0:30.30)	2:07.56 (0:29.44)				
1	9	KARBINE	53.14	0:28.63	04.00	07.52	14.84	0:59.18	0:58.48	0:59.78	0:39.76 [8]	1:09.09 [7]	1:38.94 [6]	2:07.56 [1]	2:38.72	1:58.96	1:58.80	+37m	2:38.72
		Jack Laughher	Q3	Q3			203m	818m	819m	818m	551m	409m	409m	410m	407m				
2	5	BULLAPARK BENO	51.73	0:29.61	03.89	07.34	14.42	1:00.19	0:59.89	1:00.94	0:38.17 [1]	1:08.08 [2]	1:38.37 [3]	2:07.98 [4]	2:39.32	2:01.13	1:59.25	+16m	8.02m
		James Herbertson	Lead	Q3			204m	809m	808m	809m	547m	405m	404m	403m	406m				
3	10	A TRUE STORY NZ	52.06	0:29.19	04.04	07.65	15.07	0:59.05	0:58.92	1:00.07	0:40.20 [9]	1:09.52 [9]	1:39.25 [8]	2:08.45 [7]	2:39.33	1:59.12	1:59.26	+34m	8.21m
		Luke Dunne	Q3	Q3			204m	818m	816m	814m	553m	409m	409m	408m	406m				
4	12	TICTOK	52.60	0:29.30	03.91	07.33	14.31	0:59.56	0:59.80	1:01.55	0:38.54 [3]	1:07.83 [1]	1:38.13 [1]	2:07.65 [2]	2:39.68	2:01.13	1:59.52	+24m	12.86m
		Michael Bellman	Lead	Q1			206m	811m	807m	807m	556m	407m	404m	403m	404m				
5	8	DOSSIER	50.94	0:29.70	04.06	07.56	14.56	1:00.17	0:59.95	1:00.24	0:39.27 [6]	1:09.20 [8]	1:39.45 [9]	2:09.15 [11]	2:39.70	2:00.41	1:59.54	+8m	13.2m
		Ellen Tormey	Lead	Q3			201m	805m	805m	805m	549m	402m	402m	403m	403m				
6	6	FAITH FULL	53.32	0:29.70	03.72	06.99	14.14	1:00.39	0:59.98	1:00.87	0:38.65 [4]	1:08.76 [6]	1:39.05 [7]	2:08.75 [9]	2:39.93	2:01.26	1:59.71	+17m	16.25m
		Matthew Gath	Lead	Q3			204m	810m	811m	814m	543m	405m	405m	406m	408m				
7	13	KYVALLEY JUDGE	53.03	0:28.56	04.02	07.66	15.52	0:59.03	0:58.22	1:00.08	0:41.03 [11]	1:10.40 [11]	1:40.06 [12]	2:08.63 [8]	2:40.15	1:59.11	1:59.88	+52m	19.23m
		Chris Svanosio	Q3	Q3			208m	819m	820m	825m	558m	409m	409m	411m	414m				

Note: Timing is based on positional data.

[] Indicates rank at the end of each section


:-:-- No data available for this section

N/A Information not available

Bendigo-Professional-2026-06-03

Race 1: YABBY DAM RACING WINTER SERIES NMW TROT (1ST HEAT) - 2150m

03 June 2026 - 5:02PM



HARNESS RACING VICTORIA



Bendigo Harness Racing Club

RANK	TAB	Horse/ Driver	Top Speed (Km/h)	Fastest Section	First 50m	First 100m	First 200m	First Half	Middle Half	Last Half	Lead Time	1st Quarter	2nd Quarter	3rd Quarter	4th Quarter	Last Mile	Mile Rate	Distance Travelled	Gross Time/ Margin
												1:07.83 (0:29.66)	1:38.13 (0:30.30)	2:07.56 (0:29.44)	2:38.72 (0:31.15)				
8	2	ROMANTIC NINA	51.44	0:29.34	04.03	07.49	14.45	0:59.36	0:59.56	1:02.11	0:38.91 [5]	1:08.25 [3]	1:38.27 [2]	2:07.84 [3]	2:40.39	2:01.47	2:00.06	+28m	22.45m
		Chris Alford	Lead	Q1			202m	818m	816m	816m	543m	410m	409m	407m	409m				
9	3	QUAKE PROOF	51.30	0:29.44	03.91	07.32	14.67	0:59.36	0:59.40	1:01.90	0:39.28 [7]	1:08.74 [5]	1:38.66 [4]	2:08.14 [5]	2:40.56	2:01.26	2:00.18	+32m	24.68m
		Anne-Maree Conroy	Q1	Q1			203m	817m	815m	818m	547m	409m	408m	407m	411m				
10	4	THE ITALIAN DREAM	51.23	0:29.19	03.96	07.47	14.83	0:58.46	0:58.94	1:01.18	0:41.48 [12]	1:10.66 [12]	1:39.93 [11]	2:09.59 [12]	2:41.10	1:59.64	2:00.58	+23m	31.95m
		Graham McDermott	Q2	Q1			205m	810m	809m	812m	551m	405m	405m	404m	408m				
11	11	ANTONOV NZ	53.50	0:28.74	04.01	07.61	15.31	0:58.93	0:58.39	1:02.12	0:40.60 [10]	1:09.88 [10]	1:39.53 [10]	2:08.27 [6]	2:41.65	2:01.05	2:00.99	+47m	39.27m
		Liam Older	Q3	Q3			206m	818m	820m	825m	554m	409m	409m	411m	414m				
12	7	PREFERRED LOVE	53.28	0:30.03	03.88	07.28	14.22	1:00.39	1:00.31	1:03.28	0:38.38 [2]	1:08.48 [4]	1:38.77 [5]	2:08.80 [10]	2:42.06	2:03.67	2:01.30	+13m	44.86m
		Ross Payne	Lead	Q3			206m	808m	807m	807m	548m	404m	404m	403m	404m				

Scratched: BUSLIN BRODY (1)

Note: Timing is based on positional data.

[] Indicates rank at the end of each section

--:--:-- No data available for this section

N/A Information not available

Bendigo-Professional-2026-06-03

Race 2: FORTY WINKS PACE - 2150m

03 June 2026 - 5:33PM



HARNESS RACING VICTORIA



Bendigo Harness Racing Club

RANK	TAB	Horse/ Driver	Top Speed (Km/h)	Fastest Section	First 50m	First 100m	First 200m	First Half	Middle Half	Last Half	Lead Time 0:38.02	1st Quarter	2nd Quarter	3rd Quarter	4th Quarter	Last Mile	Mile Rate	Distance Travelled	Gross Time/ Margin
												1:08.54 (0:30.52)	1:39.98 (0:31.44)	2:09.60 (0:29.62)	2:39.66 (0:30.06)				
1	4	DREAMTIME NALA	55.04	0:29.62	03.62	06.79	13.34	1:01.96	1:01.07	0:59.67	0:38.02 [1]	1:08.54 [1]	1:39.98 [1]	2:09.60 [1]	2:39.66	2:01.63	1:59.51	+10m	2:39.66
		James Herbertson	Lead	Q3			203m	808m	807m	808m		543m	404m	404m	403m				
2	10	KNOW THE SCORE	52.74	0:29.07	03.80	07.15	14.07	1:02.16	1:00.42	0:58.28	0:39.21 [9]	1:10.03 [9]	1:41.38 [10]	2:10.45 [8]	2:39.67	2:00.44	1:59.51	+41m	0.09m
		Glenn Bull	Q3	Q3			204m	817m	816m	821m		553m	409m	407m	409m				
3	11	WHERE'S WOOD WOOD	52.24	0:28.78	03.83	07.26	14.51	1:01.48	0:59.82	0:58.38	0:39.92 [11]	1:10.36 [11]	1:41.40 [11]	2:10.18 [5]	2:39.78	1:59.86	1:59.59	+43m	1.57m
		Chris Alford	Q3	Q3			206m	819m	819m	820m		555m	410m	409m	410m				
4	6	GOZO MAJOR	53.32	0:29.68	03.68	06.93	13.84	1:01.95	1:01.11	0:59.78	0:38.24 [2]	1:08.77 [2]	1:40.20 [2]	2:09.89 [3]	2:39.99	2:01.73	1:59.75	+28m	4.37m
		Paul Grech	Lead	Q3			205m	815m	812m	810m		554m	408m	406m	406m				
5	3	SHEZABLUCHIP	53.50	0:29.33	03.70	06.93	13.73	1:02.19	1:00.75	0:59.67	0:38.32 [3]	1:09.10 [4]	1:40.51 [4]	2:09.84 [2]	2:40.18	2:01.86	1:59.90	+31m	7.0m
		Sean O'Sullivan	Lead	Q3			205m	816m	815m	816m		549m	409m	407m	408m				
6	9	ZWICK	53.28	0:29.34	03.72	06.97	13.80	1:02.19	1:00.74	0:59.18	0:38.94 [7]	1:09.72 [8]	1:41.12 [8]	2:10.46 [7]	2:40.30	2:01.37	1:59.98	+35m	8.54m
		Ada Massa	Lead	Q3			204m	817m	814m	815m		552m	409m	407m	407m				
7	5	SALSBOY	56.41	0:29.36	03.61	06.71	13.26	1:02.20	1:00.77	0:59.86	0:38.60 [5]	1:09.40 [6]	1:40.80 [6]	2:10.17 [4]	2:40.68	2:02.06	2:00.27	+27m	13.69m
		Ryan Sanderson	Lead	Q3			205m	816m	813m	813m		548m	409m	407m	406m				

Note: Timing is based on positional data.

[] Indicates rank at the end of each section

--:-- No data available for this section

N/A Information not available

Bendigo-Professional-2026-06-03

Race 2: FORTY WINKS PACE - 2150m

03 June 2026 - 5:33PM



HARNESS RACING VICTORIA



Bendigo Harness Racing Club

RANK	TAB	Horse/ Driver	Top Speed (Km/h)	Fastest Section	First 50m	First 100m	First 200m	First Half	Middle Half	Last Half	Lead Time	1st Quarter	2nd Quarter	3rd Quarter	4th Quarter	Last Mile	Mile Rate	Distance Travelled	Gross Time/ Margin
												0:38.02	1:08.54 (0:30.52)	1:39.98 (0:31.44)	2:09.60 (0:29.62)				
8	12	IAMAWINGATE	52.06	0:29.88	03.84	07.31	14.68	1:01.77	1:01.28	1:01.56	0:39.21 [8]	1:09.56 [7]	1:40.98 [7]	2:10.87 [10]	2:42.56	2:03.35	2:01.68	+22m	39.0m
		Connor Clarke	Lead	Q3			207m	806m	808m	813m	553m	404m	402m	405m	407m				
9	1	JERSEY SAM	54.58	0:29.96	03.68	06.86	13.70	1:01.95	1:01.42	1:02.51	0:38.35 [4]	1:08.84 [3]	1:40.31 [3]	2:10.26 [6]	2:42.82	2:04.46	2:01.87	+8m	42.42m
		Brian Gath	Lead	Q3			202m	808m	806m	807m	543m	404m	404m	403m	404m				
10	7	MYNAMEISRUBY	52.27	0:30.15	03.71	07.08	14.56	1:01.73	1:01.25	1:03.07	0:39.59 [10]	1:10.22 [10]	1:41.32 [9]	2:11.47 [11]	2:44.39	2:04.80	2:03.05	+18m	63.41m
		Jack Laugher	Lead	Q3			208m	807m	807m	808m	553m	403m	403m	404m	404m				
11	8	TOMMYS LOOKOUT	54.40	0:29.99	03.76	06.95	13.70	1:01.91	1:01.40	1:04.78	0:38.72 [6]	1:09.22 [5]	1:40.63 [5]	2:10.62 [9]	2:45.42	2:06.69	2:03.81	+9m	77.19m
		Liam Older	Lead	Q3			203m	805m	806m	808m	546m	402m	402m	403m	404m				
12	13	MISTER EVOLUTION	51.91	0:30.49	03.75	07.16	14.81	1:01.74	1:02.15	1:09.38	0:40.11 [12]	1:10.59 [12]	1:41.85 [12]	2:12.75 [12]	2:51.24	2:11.12	2:08.17	+39m	155.24m
		Michael Bellman	Lead	Q1			208m	820m	815m	811m	559m	411m	409m	406m	405m				

Scratched: THE ACCIDENTAL ONE (2)

Note: Timing is based on positional data.

[] Indicates rank at the end of each section

--:-- No data available for this section

N/A Information not available

Bendigo-Professional-2026-06-03

Race 3: ALDEBARAN PARK MAIDEN TROT - 2150m

03 June 2026 - 6:00PM



HARNESS RACING VICTORIA



Bendigo Harness Racing Club


RANK	TAB	Horse/ Driver	Top Speed (Km/h)	Fastest Section	First 50m	First 100m	First 200m	First Half	Middle Half	Last Half	Lead Time	1st Quarter	2nd Quarter	3rd Quarter	4th Quarter	Last Mile	Mile Rate	Distance Travelled	Gross Time/ Margin
												1:11.98 (0:32.15)	1:43.21 (0:29.98)	2:13.19 (0:29.98)	2:44.89 (0:31.70)				
1	2	MATISOFF	51.62	0:29.14	03.90	07.40	14.56	1:03.67	1:00.56	1:00.55	0:40.67 [5]	1:12.91 [6]	1:44.33 [6]	2:13.47 [2]	2:44.89	2:04.22	2:03.42	+31m	2:44.89
		Jack Laugher	Q3	Q3			204m	816m	817m	818m	546m	409m	407m	409m	409m				
2	1	MI BOW	51.23	0:29.85	03.90	07.28	14.39	1:03.42	1:01.19	1:01.19	0:40.69 [6]	1:12.77 [5]	1:44.10 [4]	2:13.95 [4]	2:45.30	2:04.61	2:03.73	+8m	5.54m
		James Herbertson	Lead	Q3			202m	805m	807m	812m	542m	402m	403m	405m	407m				
3	3	MISS KOMMUNICATION	53.21	0:29.98	03.82	07.10	14.13	1:03.38	1:01.20	1:02.33	0:39.83 [1]	1:11.98 [1]	1:43.21 [1]	2:13.19 [1]	2:45.54	2:05.71	2:03.90	+8m	8.65m
		Rodney Petroff	Lead	Q3			203m	807m	806m	807m	544m	404m	403m	403m	404m				
4	8	SEBS GAL	51.16	0:29.95	03.95	07.36	14.46	1:03.40	1:01.26	1:00.88	0:41.06 [7]	1:13.15 [7]	1:44.45 [7]	2:14.40 [7]	2:45.33	2:04.28	2:03.75	+13m	5.94m
		Tasmyn Potter	Lead	Q3			202m	805m	807m	811m	546m	402m	402m	404m	407m				
5	11	WHATSTHEGOSS	51.88	0:29.39	04.06	07.72	15.55	1:02.84	1:00.67	1:01.37	0:41.90 [11]	1:13.45 [9]	1:44.73 [8]	2:14.12 [6]	2:46.11	2:04.21	2:04.34	+31m	16.4m
		Ellen Tormey	Q3	Q3			205m	808m	812m	819m	555m	404m	404m	408m	411m				
6	7	LARAS DREAM	50.72	0:29.96	03.88	07.31	14.64	1:03.41	1:01.31	1:03.26	0:40.16 [2]	1:12.23 [2]	1:43.56 [2]	2:13.53 [3]	2:46.83	2:06.67	2:04.87	+31m	25.98m
		Paul Grech	Lead	Q3			209m	814m	812m	810m	557m	408m	406m	406m	405m				
7	10	ISTANBUL	52.88	0:30.64	04.02	07.60	15.11	1:03.61	1:02.02	1:01.79	0:41.44 [9]	1:13.67 [10]	1:45.05 [9]	2:15.69 [10]	2:46.84	2:05.40	2:04.88	+35m	26.2m
		Liam Older	Q3	Q3			203m	817m	817m	815m	552m	409m	409m	408m	407m				

Note: Timing is based on positional data.

[] Indicates rank at the end of each section

--:-- No data available for this section

N/A Information not available



HARNESS RACING VICTORIA

Bendigo-Professional-2026-06-03

Race 3: ALDEBARAN PARK MAIDEN TROT - 2150m

03 June 2026 - 6:00PM



Bendigo Harness Racing Club

RANK	TAB	Horse/ Driver	Top Speed (Km/h)	Fastest Section	First 50m	First 100m	First 200m	First Half	Middle Half	Last Half	Lead Time 0:39.83	1st Quarter	2nd Quarter	3rd Quarter	4th Quarter	Last Mile	Mile Rate	Distance Travelled	Gross Time/ Margin
												1:11.98 (0:32.15)	1:43.21 (0:31.23)	2:13.19 (0:29.98)	2:44.89 (0:31.70)				
8	5	ARIVADERCHI	51.44	0:29.31	03.90	07.36	14.53	1:04.02	1:00.94	1:01.27	0:41.59 [10]	1:13.98 [11]	1:45.60 [11]	2:14.92 [8]	2:46.88	2:05.28	2:04.91	+34m	26.71m
		Brett Shipway	Q3	Q3			205m	815m	818m	818m	550m	407m	408m	410m	408m				
9	4	EL UNO	54.22	0:30.35	03.74	06.95	13.82	1:03.42	1:01.72	1:03.45	0:40.36 [3]	1:12.41 [3]	1:43.78 [3]	2:14.14 [5]	2:47.24	2:06.87	2:05.18	+5m	31.56m
		Glenn Conroy	Lead	Q3			203m	805m	806m	808m	542m	402m	403m	404m	405m				
10	6	LITTLER	51.66	0:31.39	03.89	07.28	14.45	1:03.76	1:02.94	1:07.69	0:40.30 [4]	1:12.50 [4]	1:44.05 [5]	2:15.43 [9]	2:51.74	2:11.45	2:08.55	+26m	91.92m
		Nick Youngson	Lead	Q3			207m	814m	811m	810m	553m	408m	406m	405m	404m				
11	9	ALDEBARAN SARIAH	49.90	0:31.95	03.96	07.45	14.74	1:04.07	1:04.67	1:10.51	0:41.04 [8]	1:13.17 [8]	1:45.12 [10]	2:17.85 [11]	2:55.64	2:14.57	2:11.47	+24m	144.17m
		Rita Burnett	Lead	Q2			204m	815m	812m	808m	551m	407m	408m	404m	404m				

Note: Timing is based on positional data.

[] Indicates rank at the end of each section

-:--:- No data available for this section

N/A Information not available

Bendigo-Professional-2026-06-03

Race 4: WOODLANDS STUD PACE - 2150m

03 June 2026 - 6:28PM



HARNESS RACING VICTORIA



Bendigo Harness Racing Club

RANK	TAB	Horse/ Driver	Top Speed (Km/h)	Fastest Section	First 50m	First 100m	First 200m	First Half	Middle Half	Last Half	Lead Time 0:37.94	1st Quarter	2nd Quarter	3rd Quarter	4th Quarter	Last Mile	Mile Rate	Distance Travelled	Gross Time/ Margin
												1:08.80 (0:30.86)	1:38.85 (0:30.05)	2:07.42 (0:28.56)	2:36.96 (0:29.54)				
1	8	TIVOLI	54.68	0:28.62	03.69	06.87	13.74	1:00.89	0:58.62	0:57.56	0:38.49 [5]	1:09.38 [4]	1:39.39 [5]	2:08.00 [4]	2:36.96	1:58.47	1:57.49	+24m	2:36.96
		Chris Alford	Lead	Q3			203m	808m	810m	820m		546m	404m	404m	406m				
2	10	CELESTIAL ZODIAC	52.67	0:28.62	03.85	07.26	14.37	1:00.75	0:58.36	0:57.36	0:39.47 [9]	1:10.48 [9]	1:40.21 [9]	2:08.83 [9]	2:37.57	1:58.11	1:57.95	+40m	8.26m
		Blake Pace	Q4	Q3			205m	818m	817m	819m		554m	410m	408m	408m				
3	9	INTERPRETATION	53.10	0:28.64	03.79	07.07	14.04	1:00.18	0:58.74	0:58.44	0:39.09 [8]	1:09.16 [3]	1:39.25 [4]	2:07.90 [3]	2:37.70	1:58.62	1:58.04	+38m	9.82m
		Tayla French	Lead	Q3			205m	819m	816m	817m		552m	411m	408m	407m				
4	4	DIRECT COMMAND NZ	54.11	0:28.71	03.65	06.85	13.72	1:00.46	0:57.98	0:58.85	0:38.47 [4]	1:09.65 [6]	1:38.92 [2]	2:07.62 [2]	2:37.76	1:59.31	1:58.09	+30m	10.73m
		Luke Dunne	Lead	Q3			205m	818m	815m	814m		548m	410m	408m	407m				
5	2	SHAQ	53.32	0:28.63	03.78	07.05	14.02	1:01.03	0:58.46	0:58.45	0:38.80 [6]	1:09.99 [8]	1:39.82 [8]	2:08.45 [7]	2:38.28	1:59.48	1:58.48	+32m	17.69m
		Ellen Tormey	Lead	Q3			205m	818m	815m	816m		549m	410m	408m	407m				
6	5	VINNY ROCK	52.13	0:28.66	03.77	07.21	14.74	1:00.75	0:58.66	0:58.59	0:39.08 [7]	1:09.83 [7]	1:39.83 [7]	2:08.48 [6]	2:38.42	1:59.34	1:58.58	+10m	19.5m
		Luke Sutherland	Q3	Q3			208m	805m	806m	809m		547m	402m	402m	403m				
7	3	KYRGIOS	55.30	0:28.56	03.57	06.72	13.34	1:00.91	0:58.61	0:59.94	0:37.94 [1]	1:08.80 [1]	1:38.85 [1]	2:07.42 [1]	2:38.81	2:00.85	1:58.87	+5m	24.77m
		Jackie Barker	Lead	Q3			203m	808m	806m	806m		542m	404m	404m	403m				

Note: Timing is based on positional data.

[] Indicates rank at the end of each section

--:-- No data available for this section

N/A Information not available

Bendigo-Professional-2026-06-03

Race 4: WOODLANDS STUD PACE - 2150m

03 June 2026 - 6:28PM



HARNESS RACING VICTORIA



Bendigo Harness Racing Club

RANK	TAB	Horse/ Driver	Top Speed (Km/h)	Fastest Section	First 50m	First 100m	First 200m	First Half	Middle Half	Last Half	Lead Time	1st Quarter	2nd Quarter	3rd Quarter	4th Quarter	Last Mile	Mile Rate	Distance Travelled	Gross Time/ Margin
												0:37.94	1:08.80 (0:30.86)	1:38.85 (0:30.05)	2:07.42 (0:28.56)				
8	1	LORIMERMAJOR	53.86	0:28.91	03.65	06.88	13.71	1:00.93	0:58.94	1:00.04	0:38.25 [2]	1:09.14 [2]	1:39.18 [3]	2:08.08 [5]	2:39.22	2:00.97	1:59.18	+6m	30.24m
		Alex Ashwood	Lead	Q3			203m	808m	807m	807m	542m	404m	404m	403m	404m				
9	6	OUTBACK QUEENIE	54.47	0:28.98	03.61	06.80	13.89	1:01.30	0:59.06	1:02.15	0:38.19 [3]	1:09.41 [5]	1:39.49 [6]	2:08.48 [8]	2:41.65	2:03.45	2:00.99	+39m	62.8m
		Jack Laugher	Lead	Q3			207m	816m	817m	819m	553m	409m	408m	409m	410m				

Scratched: EDWARDE GRANGE (7)

Note: Timing is based on positional data.

[] Indicates rank at the end of each section

--:--:-- No data available for this section

N/A Information not available



Bendigo-Professional-2026-06-03

Race 5: HAEUSLERS ECHUCA TROT - 1650m

03 June 2026 - 7:07PM



HARNESS RACING VICTORIA

Bendigo Harness Racing Club

RANK	TAB	Horse/ Driver	Top Speed (Km/h)	Fastest Section	First 50m	First 100m	First 200m	First Half	Middle Half	Last Half	Lead Time	1st Quarter	2nd Quarter	3rd Quarter	4th Quarter	Last Mile	Mile Rate	Distance Travelled	Gross Time/ Margin
												0:31.23 (0:29.07)	1:02.09 (0:30.86)	1:32.47 (0:30.38)	2:03.62 (0:31.15)				
1	1	BETSY ANNE	52.96	0:28.94	03.76	07.03	13.80	0:59.80	1:01.24	1:01.52	0:02.28 [5]	0:31.23 [1]	1:02.09 [1]	1:32.47 [1]	2:03.62	2:01.32	2:00.57	+6m	2:03.62
		James Herbertson	Q1	Q1			202m	808m	808m	808m		40m	404m	404m	404m				
2	2	RASENGAN	51.84	0:29.30	03.77	07.19	14.16	1:00.13	1:01.22	1:01.63	0:02.22 [4]	0:31.52 [2]	1:02.35 [2]	1:32.74 [3]	2:03.98	2:01.76	2:00.92	+7m	4.77m
		Ada Massa	Q1	Q1			203m	809m	809m	809m		40m	404m	405m	404m				
3	3	HEART OF GRACELAND	51.88	0:29.97	03.78	07.12	14.24	1:00.95	1:01.00	1:01.36	0:02.23 [6]	0:32.21 [6]	1:03.19 [7]	1:33.21 [6]	2:04.56	2:02.31	2:01.49	+25m	12.67m
		Lauren White	Q1	Q1			204m	816m	817m	820m		40m	408m	408m	409m				
4	10	PLAYA DEL CARMEN	52.45	0:29.39	03.73	07.11	14.22	1:00.10	1:01.16	1:02.09	0:02.56 [8]	0:31.95 [5]	1:02.67 [4]	1:33.12 [4]	2:04.76	2:02.19	2:01.69	+10m	15.34m
		Chris Alford	Q1	Q1			203m	808m	806m	807m		45m	405m	404m	403m				
5	8	IM MISS ROYALTY	50.98	0:29.89	03.85	07.26	14.53	1:00.81	1:00.94	1:01.21	0:02.78 [9]	0:32.66 [7]	1:03.59 [8]	1:33.61 [9]	2:04.81	2:02.02	2:01.73	+29m	15.96m
		Brent White	Q1	Q1			202m	815m	817m	819m		46m	406m	409m	408m				
6	5	LOVE WHO	51.70	0:29.63	03.76	07.14	14.54	1:01.62	1:00.56	1:00.98	0:02.30 [7]	0:32.99 [8]	1:03.92 [9]	1:33.55 [8]	2:04.90	2:02.60	2:01.81	+39m	17.11m
		Reagan Clarke	Q1	Q3			207m	822m	821m	827m		40m	413m	409m	412m				
7	7	ROBERT JOHN	54.11	0:29.77	03.63	06.85	14.41	1:00.85	1:00.25	1:02.68	0:02.16 [1]	0:33.24 [9]	1:03.01 [6]	1:33.49 [7]	2:05.70	2:03.53	2:02.60	+19m	27.98m
		Connor Clarke	Q1	Q2			210m	822m	808m	809m		40m	417m	404m	404m				

Note: Timing is based on positional data.

[] Indicates rank at the end of each section

--:--:-- No data available for this section

N/A Information not available



HARNESS RACING VICTORIA

Bendigo-Professional-2026-06-03

Race 5: HAEUSLERS ECHUCA TROT - 1650m

03 June 2026 - 7:07PM



Bendigo Harness Racing Club

RANK	TAB	Horse/ Driver	Top Speed (Km/h)	Fastest Section	First 50m	First 100m	First 200m	First Half	Middle Half	Last Half	Lead Time	1st Quarter	2nd Quarter	3rd Quarter	4th Quarter	Last Mile	Mile Rate	Distance Travelled	Gross Time/ Margin
												0:31.23 (0:29.07)	1:02.09 (0:30.86)	1:32.47 (0:30.38)	2:03.62 (0:31.15)				
8	6	TENSION SEEKER	52.78	0:29.71	03.70	06.99	14.11	1:00.34	1:01.35	1:04.67	0:02.18 [3]	0:31.89 [4]	1:02.52 [3]	1:33.24 [5]	2:07.19	2:05.01	2:04.06	+27m	47.93m
		Scott Torney	Q1	Q1			208m	822m	816m	816m		40m	414m	408m	407m				
9	4	JOE LOU	54.50	0:29.72	03.66	06.83	13.69	1:00.73	1:00.76	1:04.48	0:02.17 [2]	0:31.90 [3]	1:02.91 [5]	1:32.66 [2]	2:07.40	2:05.21	2:04.26	+21m	50.71m
		Ross Graham	Q1	Q1			205m	816m	816m	816m		40m	409m	408m	408m				

Scratched: PATNWILL (9)

Note: Timing is based on positional data.

[] Indicates rank at the end of each section

--:--:-- No data available for this section

N/A Information not available

Bendigo-Professional-2026-06-03



Race 6: SMARTLOANS BENDIGO WINTER SERIES NMW PACE (1ST HEAT) - 2150m

03 June 2026 - 7:31PM



HARNESS RACING VICTORIA

Bendigo Harness Racing Club

RANK	TAB	Horse/ Driver	Top Speed (Km/h)	Fastest Section	First 50m	First 100m	First 200m	First Half	Middle Half	Last Half	Lead Time	1st Quarter	2nd Quarter	3rd Quarter	4th Quarter	Last Mile	Mile Rate	Distance Travelled	Gross Time/ Margin
												1:07.63 (0:30.03)	1:37.76 (0:30.13)	2:06.30 (0:28.54)	2:35.12 (0:28.82)				
1	9	THE STEEL DRAGON	54.36	0:28.00	03.76	07.02	13.88	1:00.37	0:58.13	0:56.17	0:38.54 [7]	1:08.78 [8]	1:38.91 [8]	2:06.91 [6]	2:35.08	1:56.54	1:56.08	+43m	2:35.08
		James Herbertson	Q4	Q3			205m	817m	817m	823m	553m	409m	408m	409m	414m				
2	3	SPORTSBOU	55.73	0:28.53	03.66	06.78	13.36	1:00.16	0:58.66	0:57.34	0:37.60 [1]	1:07.63 [1]	1:37.76 [1]	2:06.30 [1]	2:35.12	1:57.50	1:56.11	+11m	0.48m
		Michael Bellman	Lead	Q3			205m	807m	807m	809m	545m	404m	403m	404m	405m				
3	7	GUNFORHIRE	54.97	0:27.81	04.03	07.64	14.47	1:00.37	0:57.94	0:56.16	0:38.89 [8]	1:09.13 [9]	1:39.26 [9]	2:07.07 [8]	2:35.42	1:56.53	1:56.33	+43m	4.51m
		Rory Coverdale	Q3	Q3			205m	817m	819m	827m	549m	409m	408m	411m	416m				
4	4	TO THE NINES	53.75	0:28.52	03.65	06.90	13.73	1:00.30	0:58.65	0:57.52	0:38.05 [4]	1:08.22 [4]	1:38.34 [4]	2:06.87 [5]	2:35.87	1:57.82	1:56.67	+34m	10.55m
		Connor Clarke	Lead	Q3			207m	817m	815m	814m	553m	409m	408m	407m	407m				
5	8	LUVA SCRAP	54.29	0:28.60	03.72	06.92	13.64	1:00.21	0:58.78	0:57.59	0:38.18 [5]	1:08.22 [5]	1:38.40 [5]	2:07.00 [7]	2:35.99	1:57.80	1:56.76	+14m	12.14m
		Jackie Barker	Lead	Q3			203m	809m	807m	808m	547m	405m	404m	404m	404m				
6	2	WHERE IS WOODY	53.86	0:28.13	03.72	06.97	13.71	1:00.34	0:58.26	0:58.00	0:38.21 [6]	1:08.43 [6]	1:38.55 [6]	2:06.69 [4]	2:36.56	1:58.34	1:57.19	+34m	19.79m
		Anne-Maree Conroy	Lead	Q3			206m	816m	816m	819m	548m	409m	407m	409m	410m				
7	1	SHAZZA LOVE	55.19	0:28.63	03.63	06.77	13.40	1:00.21	0:58.79	0:58.53	0:37.86 [2]	1:07.91 [3]	1:38.07 [3]	2:06.70 [3]	2:36.60	1:58.74	1:57.22	+8m	20.36m
		Chris Alford	Lead	Q3			203m	808m	807m	808m	543m	404m	404m	403m	404m				


Note: Timing is based on positional data.

[] Indicates rank at the end of each section

-:--:- No data available for this section

N/A Information not available

Bendigo-Professional-2026-06-03



HARNESS RACING VICTORIA

Race 6: SMARTLOANS BENDIGO WINTER SERIES NMW PACE (1ST HEAT) - 2150m

03 June 2026 - 7:31PM



Bendigo Harness Racing Club

RANK	TAB	Horse/Driver	Top Speed (Km/h)	Fastest Section	First 50m	First 100m	First 200m	First Half	Middle Half	Last Half	Lead Time	1st Quarter	2nd Quarter	3rd Quarter	4th Quarter	Last Mile	Mile Rate	Distance Travelled	Gross Time/Margin
												0:37.60	1:07.63 (0:30.03)	1:37.76 (0:30.13)	2:06.30 (0:28.54)				
8	5	RABADA	54.72	0:28.56	03.70	06.89	13.85	1:00.04	0:58.70	0:58.75	0:37.89 [3]	1:07.79 [2]	1:37.93 [2]	2:06.49 [2]	2:36.68	1:58.79	1:57.27	+37m	21.4m
		Ellen Tormey	Lead	Q3			209m	816m	814m	814m	556m	409m	407m	407m	408m				
9	6	DRESSED IN GOLD NZ	54.29	0:28.33	03.75	07.15	14.28	0:59.63	0:58.40	0:58.06	0:39.13 [9]	1:08.70 [7]	1:38.77 [7]	2:07.10 [9]	2:36.84	1:57.69	1:57.40	+26m	23.59m
		Ewa Justice	Q3	Q3			207m	808m	809m	817m	552m	404m	403m	405m	411m				

Note: Timing is based on positional data.

[] Indicates rank at the end of each section

--:--:-- No data available for this section

N/A Information not available

Bendigo-Professional-2026-06-03

Race 7: BENDIGO SKI BOAT CENTRE VICBRED VOUCHER MARES PACE - 1650m

03 June 2026 - 8:03PM



HARNESS RACING VICTORIA



Bendigo Harness Racing Club

RANK	TAB	Horse/ Driver	Top Speed (Km/h)	Fastest Section	First 50m	First 100m	First 200m	First Half	Middle Half	Last Half	Lead Time	1st Quarter	2nd Quarter	3rd Quarter	4th Quarter	Last Mile	Mile Rate	Distance Travelled	Gross Time/ Margin
												0:30.88 (0:28.61)	1:01.21 (0:30.33)	1:29.81 (0:28.60)	1:59.06 (0:29.25)				
1	4	TRYX VIXEN	55.94	0:28.49	03.62	06.71	13.60	0:59.13	0:58.62	0:57.66	0:02.27 [1]	0:31.27 [3]	1:01.39 [2]	1:29.88 [2]	1:59.06	1:56.79	1:56.13	+24m	1:59.06
		Glenn Bull	Q1	Q3			205m	818m	815m	814m		41m	411m	407m	407m				
2	9	JILLIBY ILLUSION	53.89	0:28.45	03.73	06.96	13.66	0:59.06	0:58.56	0:57.50	0:02.53 [7]	0:31.48 [5]	1:01.57 [4]	1:30.03 [3]	1:59.08	1:56.14	1:56.14	+31m	0.24m
		Corey O'Donoghue	Q1	Q3			203m	817m	815m	819m		45m	409m	408m	408m				
3	6	BETTORSWEETVICTORY	52.70	0:28.44	03.94	07.47	14.53	0:59.68	0:58.52	0:56.92	0:02.51 [6]	0:32.12 [8]	1:02.19 [8]	1:30.63 [8]	1:59.12	1:56.60	1:56.18	+24m	0.71m
		James Herbertson	Q1	Q3			205m	817m	815m	815m		42m	409m	408m	407m				
4	7	DIVINE TILLY	55.01	0:27.79	04.00	07.63	14.87	0:59.75	0:57.84	0:57.23	0:02.69 [9]	0:32.39 [9]	1:02.44 [9]	1:30.23 [5]	1:59.68	1:56.98	1:56.73	+34m	8.34m
		Steve Cleave	Q3	Q3			205m	818m	817m	822m		45m	410m	408m	409m				
5	3	COLORADO GIRL	55.91	0:28.59	03.65	06.76	13.27	0:58.93	0:58.94	0:58.54	0:02.28 [2]	0:30.88 [1]	1:01.21 [1]	1:29.81 [1]	1:59.76	1:57.47	1:56.81	+9m	9.36m
		Chris Alford	Q1	Q1			204m	810m	807m	807m		41m	407m	404m	403m				
6	5	WILD IDEAL	53.75	0:28.45	03.89	07.30	14.15	0:59.43	0:58.53	0:57.91	0:02.44 [5]	0:31.79 [6]	1:01.86 [6]	1:30.32 [6]	1:59.78	1:57.34	1:56.83	+27m	9.63m
		Ryan Sanderson	Q1	Q3			205m	817m	815m	817m		42m	409m	408m	408m				
7	1	DOT BALL	53.46	0:28.68	03.70	06.94	13.70	0:59.47	0:58.96	0:58.16	0:02.37 [4]	0:31.56 [4]	1:01.85 [5]	1:30.54 [7]	2:00.02	1:57.63	1:57.06	+5m	12.86m
		Liam Older	Q1	Q3			203m	809m	807m	805m		41m	405m	404m	403m				

Note: Timing is based on positional data.

[] Indicates rank at the end of each section


--:-- No data available for this section

N/A Information not available

Bendigo-Professional-2026-06-03

Race 7: BENDIGO SKI BOAT CENTRE VICBRED VOUCHER MARES PACE - 1650m

03 June 2026 - 8:03PM



HARNESS RACING VICTORIA



Bendigo Harness Racing Club

RANK	TAB	Horse/ Driver	Top Speed (Km/h)	Fastest Section	First 50m	First 100m	First 200m	First Half	Middle Half	Last Half	Lead Time	1st Quarter	2nd Quarter	3rd Quarter	4th Quarter	Last Mile	Mile Rate	Distance Travelled	Gross Time/ Margin
												0:30.88 (0:28.61)	1:01.21 (0:30.33)	1:29.81 (0:28.60)	1:59.06 (0:29.25)				
8	2	POLLY PEACHUM	56.34	0:28.60	03.66	06.76	13.33	0:59.20	0:58.93	0:58.74	0:02.23 [3]	0:31.09 [2]	1:01.43 [3]	1:30.04 [4]	2:00.18	1:57.94	1:57.22	+8m	15.05m
		Taylor Youl	Q1	Q3			203m	808m	808m	808m	42m	405m	404m	404m	405m				
9	8	SHE REALLY MATTERS	53.10	0:29.01	03.76	07.02	13.79	0:59.44	0:59.25	1:01.74	0:02.59 [8]	0:31.79 [7]	1:02.03 [7]	1:31.04 [9]	2:03.78	2:01.18	2:00.73	+14m	63.24m
		Jack Laugher	Q1	Q3			202m	808m	807m	810m	46m	404m	404m	403m	406m				

Note: Timing is based on positional data.

[] Indicates rank at the end of each section

--:--:-- No data available for this section

N/A Information not available

Bendigo-Professional-2026-06-03

Race 8: ALABAR BLOODSTOCK WINTER SERIES NMW PACE (2ND HEAT) - 2150m

03 June 2026 - 8:31PM



HARNESS RACING VICTORIA



Bendigo Harness Racing Club

RANK	TAB	Horse/ Driver	Top Speed (Km/h)	Fastest Section	First 50m	First 100m	First 200m	First Half	Middle Half	Last Half	Lead Time 0:38.66	1st Quarter	2nd Quarter	3rd Quarter	4th Quarter	Last Mile	Mile Rate	Distance Travelled	Gross Time/ Margin
												1:09.20 (0:30.54)	1:39.25 (0:30.05)	2:07.46 (0:28.21)	2:36.40 (0:28.94)				
1	2	MICHEN ROY	54.07	0:28.21	03.72	06.93	13.72	1:00.60	0:58.26	0:57.14	0:38.66 [1]	1:09.20 [1]	1:39.25 [1]	2:07.46 [1]	2:36.40	1:57.74	1:57.07	+7m	2:36.40
		Glenn Bull	Lead	Q3			203m	807m	806m	806m		544m	404m	403m	403m				
2	1	MISTER JIMARINGLE	52.96	0:28.21	03.72	07.12	14.20	1:00.56	0:58.23	0:57.05	0:38.94 [2]	1:09.49 [3]	1:39.51 [3]	2:07.73 [3]	2:36.56	1:57.63	1:57.20	+1m	2:32m
		Ryan Sanderson	Q3	Q3			202m	805m	805m	805m		541m	402m	403m	403m				
3	6	ROYAL APPOINTMENT	54.32	0:27.95	03.84	07.35	14.89	1:00.37	0:57.89	0:56.20	0:40.02 [7]	1:10.45 [7]	1:40.39 [7]	2:08.33 [7]	2:36.59	1:56.56	1:57.21	+41m	2:59m
		Jack Laugher	Q3	Q3			206m	816m	816m	823m		552m	409m	407m	409m				
4	8	PATIRO NZ	53.24	0:28.18	03.72	07.07	14.19	1:00.54	0:58.21	0:56.82	0:39.27 [4]	1:09.79 [4]	1:39.82 [5]	2:08.00 [5]	2:36.65	1:57.36	1:57.25	+9m	3:31m
		Taylor Youl	Q3	Q3			202m	805m	806m	808m		546m	402m	402m	403m				
5	3	ASSIGNED	54.11	0:28.09	03.79	07.19	14.36	1:00.41	0:58.04	0:56.96	0:39.36 [5]	1:09.82 [5]	1:39.77 [4]	2:07.86 [4]	2:36.74	1:57.37	1:57.32	+32m	4:59m
		James Herbertson	Q3	Q3			204m	815m	814m	818m		549m	408m	407m	408m				
6	5	OH SWEET CREATURE	54.07	0:27.94	03.84	07.27	14.57	1:00.39	0:57.89	0:56.85	0:39.67 [6]	1:10.12 [6]	1:40.07 [6]	2:08.01 [6]	2:36.93	1:57.24	1:57.46	+40m	7:08m
		Liam Older	Q3	Q3			205m	816m	816m	822m		551m	409m	407m	409m				
7	7	BIZZNESS CLASS	54.79	0:27.78	03.87	07.45	15.17	1:00.34	0:57.71	0:56.28	0:40.32 [8]	1:10.73 [8]	1:40.65 [8]	2:08.43 [8]	2:36.94	1:56.62	1:57.47	+40m	7.2m
		Luke Dunne	Q3	Q3			208m	817m	816m	819m		554m	409m	408m	409m				


Note: Timing is based on positional data.

[] Indicates rank at the end of each section

--:-- No data available for this section

N/A Information not available

Bendigo-Professional-2026-06-03



Race 8: ALABAR BLOODSTOCK WINTER SERIES NMW PACE (2ND HEAT) - 2150m

03 June 2026 - 8:31PM



HARNESS RACING VICTORIA

Bendigo Harness Racing Club

RANK	TAB	Horse/ Driver	Top Speed (Km/h)	Fastest Section	First 50m	First 100m	First 200m	First Half	Middle Half	Last Half	Lead Time	1st Quarter	2nd Quarter	3rd Quarter	4th Quarter	Last Mile	Mile Rate	Distance Travelled	Gross Time/ Margin
												0:38.66	1:09.20 (0:30.54)	1:39.25 (0:30.05)	2:07.46 (0:28.21)				
8	4	GOOD DAY Neil McCallum	54.14	0:28.10	03.72	06.93	14.00	1:00.45	0:58.13	0:58.56	0:39.03 [3]	1:09.46 [2]	1:39.49 [2]	2:07.59 [2]	2:38.06	1:59.01	1:58.31	+32m	22.26m
			Lead	Q3			205m	816m	815m	815m		550m	409m	407m	408m				

Note: Timing is based on positional data.

[] Indicates rank at the end of each section

--:-- No data available for this section

N/A Information not available