


Ballarat-Professional-2026-04-30

Race 1: COOKE & FOLEY PTY LTD PACE - 1710m

30 April 2026 - 5:29PM



HARNESS RACING VICTORIA



RANK	TAB	Horse/ Driver	Top Speed (Km/h)	Fastest Section	First 50m	First 100m	First 200m	First Half	Middle Half	Last Half	Lead Time	1st Quarter	2nd Quarter	3rd Quarter	4th Quarter	Last Mile	Mile Rate	Distance Travelled	Gross Time/ Margin
												0:36.13 (0:29.98)	1:06.89 (0:30.76)	1:35.81 (0:28.92)	2:05.35 (0:29.54)				
1	4	KIMCHI	55.91	0:28.92	03.60	06.69	12.95	1:00.74	0:59.68	0:58.45	0:06.15 [1]	0:36.13 [1]	1:06.89 [1]	1:35.81 [1]	2:05.35	1:59.19	1:57.97	0m	2:05.35
		Taylor Youl	Lead	Q3			202m	805m	806m	808m	100m	403m	402m	404m	404m				
2	2	ATOMIC GLORY	54.22	0:28.90	03.73	06.94	13.63	1:00.79	0:59.65	0:58.20	0:06.49 [3]	0:36.53 [3]	1:07.28 [3]	1:36.17 [3]	2:05.48	1:58.99	1:58.09	+4m	1.77m
		Sean O'Sullivan	Q1	Q3			202m	805m	808m	810m	100m	403m	403m	405m	405m				
3	7	ALLGOOD VINNIE	55.44	0:28.24	03.79	07.26	14.65	1:01.95	0:59.03	0:56.63	0:06.92 [9]	0:38.24 [11]	1:08.87 [11]	1:37.26 [12]	2:05.51	1:58.57	1:58.12	+32m	2.13m
		Ewa Justice	Q4	Q4			203m	823m	816m	819m	100m	413m	410m	406m	414m				
4	11	MARGARITARI	53.24	0:28.50	03.92	07.39	14.48	1:01.22	0:59.15	0:57.42	0:07.23 [12]	0:37.81 [10]	1:08.46 [10]	1:36.95 [11]	2:05.88	1:58.64	1:58.46	+37m	7.04m
		Jackie Barker	Q4	Q3			203m	819m	818m	823m	104m	410m	410m	408m	415m				
5	6	LAZENBY	53.82	0:27.82	03.79	07.18	14.32	1:02.35	0:58.44	0:56.87	0:06.72 [6]	0:38.45 [12]	1:09.06 [12]	1:36.88 [9]	2:05.93	1:59.22	1:58.52	+25m	7.79m
		Ellen Tormey	Q3	Q3			204m	827m	814m	808m	100m	417m	410m	404m	404m				
6	9	TOPHUT JOHNY	53.89	0:28.53	03.78	07.04	13.74	1:01.07	0:59.23	0:58.04	0:06.84 [7]	0:37.21 [8]	1:07.91 [8]	1:36.44 [5]	2:05.95	1:59.11	1:58.53	+28m	8.01m
		James Herbertson	Q1	Q3			202m	818m	816m	818m	103m	409m	408m	407m	411m				
7	10	AMERICAN VICTORY	52.74	0:28.51	03.92	07.28	14.18	1:01.06	0:59.21	0:57.71	0:07.25 [11]	0:37.60 [9]	1:08.30 [9]	1:36.81 [8]	2:06.01	1:58.77	1:58.59	+33m	8.81m
		Jordan Leedham	Q1	Q3			202m	819m	817m	819m	104m	410m	409m	408m	412m				

Note: Timing is based on positional data.

[] Indicates rank at the end of each section


--:-- No data available for this section

N/A Information not available

Ballarat-Professional-2026-04-30

Race 1: COOKE & FOLEY PTY LTD PACE - 1710m

30 April 2026 - 5:29PM



HARNESS RACING VICTORIA



RANK	TAB	Horse/Driver	Top Speed (Km/h)	Fastest Section	First 50m	First 100m	First 200m	First Half	Middle Half	Last Half	Lead Time	1st Quarter	2nd Quarter	3rd Quarter	4th Quarter	Last Mile	Mile Rate	Distance Travelled	Gross Time/Margin
												0:36.13 (0:29.98)	1:06.89 (0:30.76)	1:35.81 (0:28.92)	2:05.35 (0:29.54)				
8	8	ARE WEASLEY	52.81	0:29.04	03.90	07.26	14.13	1:00.75	0:59.83	0:58.15	0:07.16 [10]	0:37.13 [7]	1:07.92 [7]	1:36.95 [10]	2:06.07	1:58.90	1:58.65	+15m	9.64m
		Reagan Clarke	Q4	Q3			202m	805m	807m	816m	104m	402m	402m	405m	411m				
9	1	OSCAR BRAVO	52.06	0:28.99	03.81	07.19	14.06	1:00.91	0:59.77	0:58.53	0:06.72 [5]	0:36.85 [5]	1:07.63 [6]	1:36.62 [6]	2:06.17	1:59.44	1:58.74	+3m	10.94m
		Olivia Jardine	Q1	Q3			201m	805m	807m	809m	100m	403m	402m	405m	404m				
10	5	HOME AND DRY NZ	53.03	0:29.12	03.76	07.04	13.81	1:00.70	0:59.80	0:59.26	0:06.51 [4]	0:36.54 [4]	1:07.22 [4]	1:36.34 [4]	2:06.49	1:59.96	1:59.04	+23m	15.25m
		Kerryn Manning	Q1	Q3			203m	821m	813m	814m	100m	413m	408m	405m	409m				
11	12	SIR CANDY CLOUD	52.78	0:29.13	03.76	07.07	13.83	1:00.15	0:59.67	0:59.96	0:06.79 [8]	0:36.40 [2]	1:06.94 [2]	1:36.07 [2]	2:06.90	2:00.11	1:59.43	+28m	20.81m
		Connor Clarke	Q1	Q3			203m	824m	813m	812m	102m	416m	408m	405m	407m				
12	3	RIVER PATROL NZ	54.25	0:29.07	03.71	06.91	13.45	1:01.21	0:59.76	0:59.54	0:06.31 [2]	0:36.83 [6]	1:07.52 [5]	1:36.60 [7]	2:07.07	2:00.75	1:59.58	+16m	23.03m
		Michael Bellman	Q1	Q3			203m	817m	812m	812m	100m	409m	408m	405m	408m				

Note: Timing is based on positional data.

[] Indicates rank at the end of each section


--:--:-- No data available for this section

N/A Information not available

Ballarat-Professional-2026-04-30

Race 2: BC ELECTRICAL 4YO & OLDER MAIDEN PACE - 1710m

30 April 2026 - 5:57PM



HARNESS RACING VICTORIA



RANK	TAB	Horse/ Driver	Top Speed (Km/h)	Fastest Section	First 50m	First 100m	First 200m	First Half	Middle Half	Last Half	Lead Time 0:06.40	1st Quarter	2nd Quarter	3rd Quarter	4th Quarter	Last Mile	Mile Rate	Distance Travelled	Gross Time/ Margin
												0:36.19 (0:29.79)	1:07.77 (0:31.57)	1:37.11 (0:29.34)	2:05.76 (0:28.65)				
1	1	LOWER WEST SIDE	55.04	0:28.64	03.74	06.90	13.65	1:01.36	1:00.91	0:57.98	0:06.40 [1]	0:36.19 [1]	1:07.77 [1]	1:37.11 [1]	2:05.76	1:59.34	1:58.35	+5m	2:05.76
		Taylor Youl	Lead	Q4			202m	806m	808m	809m		100m	404m	402m	405m				
2	3	ROCK POSTER	53.78	0:28.56	03.91	07.20	13.94	1:01.39	1:00.78	0:57.82	0:06.71 [4]	0:36.59 [4]	1:08.11 [3]	1:37.37 [3]	2:05.94	1:59.21	1:58.52	+5m	2.43m
		Jason Hackett	Q1	Q4			202m	806m	808m	809m		100m	404m	402m	406m				
3	12	HOLD ON FOREVER	54.68	0:28.27	04.11	07.70	14.87	1:01.49	1:00.12	0:57.21	0:07.63 [11]	0:37.94 [8]	1:09.12 [10]	1:38.05 [10]	2:06.32	1:58.70	1:58.88	+33m	7.54m
		Jack Laugher	Q4	Q4			202m	817m	818m	820m		106m	408m	410m	408m				
4	10	FIVE CENT	53.35	0:28.56	03.98	07.39	14.41	1:01.51	1:00.38	0:57.56	0:07.26 [9]	0:37.39 [7]	1:08.77 [7]	1:37.77 [7]	2:06.34	1:59.07	1:58.91	+34m	7.9m
		Kerryn Manning	Q4	Q4			202m	818m	818m	821m		105m	408m	410m	408m				
5	11	WHENIMREADY	53.32	0:29.25	03.85	07.11	14.04	1:01.05	1:00.85	0:58.61	0:06.85 [5]	0:36.40 [2]	1:07.89 [2]	1:37.25 [2]	2:06.50	1:59.66	1:59.05	+27m	9.92m
		Jordan Leedham	Q1	Q4			203m	822m	812m	811m		104m	415m	408m	405m				
6	6	JILLIBY UTAH	53.14	0:28.71	04.20	08.00	15.57	1:01.26	0:59.92	0:57.96	0:07.49 [10]	0:38.08 [9]	1:08.75 [8]	1:38.00 [9]	2:06.71	1:59.22	1:59.25	+4m	12.77m
		Rory Coverdale	Q4	Q4			202m	805m	808m	809m		100m	403m	402m	406m				
7	4	TALKBABYTALK	52.99	0:29.18	03.82	07.09	13.89	1:01.68	1:00.99	0:58.48	0:06.54 [3]	0:36.53 [3]	1:08.23 [4]	1:37.53 [5]	2:06.71	2:00.16	1:59.25	+16m	12.82m
		David Barbetti	Lead	Q4			202m	815m	812m	811m		100m	408m	408m	405m				

Note: Timing is based on positional data.

[] Indicates rank at the end of each section


--:-- No data available for this section

N/A Information not available

Ballarat-Professional-2026-04-30

Race 2: BC ELECTRICAL 4YO & OLDER MAIDEN PACE - 1710m

30 April 2026 - 5:57PM



HARNESS RACING VICTORIA



RANK	TAB	Horse/Driver	Top Speed (Km/h)	Fastest Section	First 50m	First 100m	First 200m	First Half	Middle Half	Last Half	Lead Time	1st Quarter	2nd Quarter	3rd Quarter	4th Quarter	Last Mile	Mile Rate	Distance Travelled	Gross Time/Margin
												0:36.19 (0:29.79)	1:07.77 (0:31.57)	1:37.11 (0:29.34)	2:05.76 (0:28.65)				
8	8	OPERTSER	53.96	0:29.02	03.91	07.15	14.00	1:01.48	1:00.68	0:58.28	0:07.01 [6]	0:37.08 [6]	1:08.49 [5]	1:37.75 [6]	2:06.78	1:59.76	1:59.32	+9m	13.77m
		James Herbertson	Lead	Q4			201m	806m	807m	808m		105m	404m	402m	405m				
9	7	IMAGUNNARESTNGO	52.16	0:28.87	04.03	07.56	14.87	1:02.03	0:59.64	0:57.85	0:07.08 [7]	0:38.34 [10]	1:09.11 [9]	1:37.98 [8]	2:06.96	1:59.88	1:59.48	+16m	16.16m
		Ewa Justice	Q3	Q3			203m	814m	809m	812m		100m	410m	405m	405m				
10	5	WHIRILY MAURZ	53.60	0:28.65	03.77	07.08	14.10	1:02.89	1:00.03	0:57.65	0:06.51 [2]	0:38.36 [11]	1:09.39 [11]	1:38.40 [12]	2:07.05	2:00.54	1:59.57	+14m	17.34m
		Anne-Maree Conroy	Q4	Q4			203m	816m	810m	810m		100m	412m	404m	406m				
11	13	CURRYINAHURRY	52.42	0:28.79	04.17	07.90	15.56	1:01.79	0:59.67	0:57.63	0:07.73 [12]	0:38.64 [12]	1:09.53 [12]	1:38.31 [11]	2:07.16	1:59.42	1:59.67	+25m	18.77m
		David Magri	Q4	Q3			203m	818m	814m	813m		104m	410m	409m	405m				
12	9	BETTING ATTACK	53.42	0:28.99	03.92	07.20	14.03	1:01.43	1:00.49	0:59.14	0:07.02 [8]	0:36.96 [5]	1:08.46 [6]	1:37.44 [4]	2:07.59	2:00.56	2:00.08	+27m	24.61m
		Brent Murphy	Q1	Q3			202m	815m	816m	817m		105m	407m	408m	408m				

Scratched: SOFT LANDING (2)

Note: Timing is based on positional data.

[] Indicates rank at the end of each section


--:-- No data available for this section

N/A Information not available

Ballarat-Professional-2026-04-30

Race 3: BALLARAT SOUND PACE - 2200m

30 April 2026 - 6:32PM



HARNESS RACING VICTORIA



RANK	TAB	Horse/ Driver	Top Speed (Km/h)	Fastest Section	First 50m	First 100m	First 200m	First Half	Middle Half	Last Half	Lead Time 0:41.39	1st Quarter	2nd Quarter	3rd Quarter	4th Quarter	Last Mile	Mile Rate	Distance Travelled	Gross Time/ Margin
												1:12.43 (0:31.04)	1:42.98 (0:30.55)	2:12.57 (0:29.60)	2:41.89 (0:29.31)				
1	2	VILLAGE VOICE	55.94	0:28.75	03.67	06.82	13.18	1:01.56	1:00.13	0:58.37	0:41.96 [5]	1:13.01 [4]	1:43.52 [4]	2:13.14 [6]	2:41.89	1:59.94	1:58.42	+4m	2:41.89
		Jackie Barker	Lead	Q4			202m	806m	806m	807m	593m	404m	402m	403m	404m				
2	10	BREATHE EASY	54.40	0:28.84	03.84	07.11	13.64	1:01.28	0:59.28	0:58.15	0:42.50 [9]	1:13.82 [9]	1:43.80 [7]	2:13.10 [7]	2:41.95	1:59.44	1:58.47	+45m	0.75m
		Kerryn Manning	Lead	Q4			202m	821m	821m	822m	602m	409m	412m	409m	413m				
3	4	FOREGONE CONCLUSI	54.86	0:29.53	03.69	06.85	13.39	1:01.59	1:00.14	0:59.12	0:41.39 [1]	1:12.43 [1]	1:42.98 [1]	2:12.57 [1]	2:42.11	2:00.71	1:58.59	+13m	2.98m
		Connor Clarke	Lead	Q4			204m	806m	805m	807m	602m	403m	402m	403m	404m				
4	7	MONSIEUR FLAMEL	56.66	0:29.34	03.55	06.60	12.89	1:01.56	1:00.15	0:58.94	0:41.65 [2]	1:12.68 [2]	1:43.24 [2]	2:12.84 [3]	2:42.19	2:00.52	1:58.65	+6m	4.05m
		Reagan Clarke	Lead	Q4			203m	806m	806m	807m	595m	404m	402m	403m	403m				
5	1	OUR TRUE COLOURS	54.22	0:28.90	03.72	06.95	13.52	1:01.70	1:00.14	0:58.44	0:42.22 [7]	1:13.32 [6]	1:43.93 [8]	2:13.47 [10]	2:42.37	2:00.14	1:58.78	+5m	6.44m
		John Caldw	Lead	Q4			202m	806m	806m	807m	593m	404m	402m	403m	404m				
6	6	SENNA STORM	54.79	0:29.28	03.63	06.79	13.35	1:01.66	0:59.90	0:59.37	0:41.86 [4]	1:12.90 [3]	1:43.52 [3]	2:12.80 [2]	2:42.90	2:01.03	1:59.16	+31m	13.51m
		James Herbertson	Lead	Q3			204m	816m	813m	813m	604m	408m	408m	405m	408m				
7	9	JANIEBQUICK	55.48	0:29.27	03.70	06.90	13.30	1:01.97	0:59.87	0:58.84	0:42.23 [6]	1:13.61 [7]	1:44.21 [9]	2:13.48 [8]	2:43.06	2:00.81	1:59.28	+29m	15.62m
		Brent Murphy	Lead	Q3			203m	816m	813m	813m	599m	408m	408m	405m	408m				

Note: Timing is based on positional data.

[] Indicates rank at the end of each section


--:-- No data available for this section

N/A Information not available

Ballarat-Professional-2026-04-30

Race 3: BALLARAT SOUND PACE - 2200m

30 April 2026 - 6:32PM



HARNESS RACING VICTORIA



RANK	TAB	Horse/Driver	Top Speed (Km/h)	Fastest Section	First 50m	First 100m	First 200m	First Half	Middle Half	Last Half	Lead Time	1st Quarter	2nd Quarter	3rd Quarter	4th Quarter	Last Mile	Mile Rate	Distance Travelled	Gross Time/Margin
												0:41.39	1:12.43 (0:31.04)	1:42.98 (0:30.55)	2:12.57 (0:29.60)				
8	8	JUST PEDRO	53.86	0:29.42	03.84	07.12	13.70	1:01.69	1:00.09	0:58.95	0:42.50 [8]	1:13.63 [8]	1:44.20 [11]	2:13.73 [12]	2:43.15	2:00.64	1:59.35	+11m	16.91m
		Jordan Leedham	Lead	Q4			203m	805m	806m	808m	597m	403m	402m	403m	405m				
9	3	SUPER CODE	55.87	0:29.26	03.63	06.76	13.16	1:02.00	0:59.88	0:59.36	0:41.87 [3]	1:13.25 [5]	1:43.87 [6]	2:13.13 [5]	2:43.23	2:01.36	1:59.40	+24m	17.9m
		Brett Holloway	Lead	Q3			203m	816m	813m	812m	597m	408m	408m	405m	407m				
10	11	BLUE MIKI	53.21	0:29.17	03.72	06.98	13.84	1:00.40	0:58.59	0:59.73	0:43.13 [12]	1:14.36 [12]	1:43.54 [5]	2:12.96 [4]	2:43.27	2:00.13	1:59.43	+46m	18.44m
		Ellen Tormey	Q2	Q2			203m	821m	819m	819m	606m	410m	411m	408m	411m				
11	5	FLYING SPARKS	52.42	0:29.28	03.88	07.36	14.47	1:01.28	0:59.26	0:59.32	0:42.88 [11]	1:14.20 [11]	1:44.18 [10]	2:13.46 [9]	2:43.50	2:00.61	1:59.60	+37m	21.51m
		Michael Bellman	Lead	Q3			204m	821m	820m	819m	597m	409m	412m	408m	411m				
12	12	ZWICK	51.77	0:29.26	03.85	07.24	14.32	1:01.62	0:59.72	0:59.41	0:42.91 [10]	1:14.07 [10]	1:44.54 [12]	2:13.80 [11]	2:43.95	2:01.03	1:59.93	+28m	27.57m
		Ada Massa	Q3	Q3			204m	813m	814m	816m	599m	405m	408m	406m	410m				

Note: Timing is based on positional data.

[] Indicates rank at the end of each section

-:--:- No data available for this section

N/A Information not available



Ballarat-Professional-2026-04-30

Race 4: INTERPATH GLOBAL TROT - 2200m

30 April 2026 - 7:04PM



HARNESS RACING VICTORIA


RANK	TAB	Horse/ Driver	Top Speed (Km/h)	Fastest Section	First 50m	First 100m	First 200m	First Half	Middle Half	Last Half	Lead Time 0:43.87	1st Quarter	2nd Quarter	3rd Quarter	4th Quarter	Last Mile	Mile Rate	Distance Travelled	Gross Time/ Margin
												1:15.38 (0:31.51)	1:45.28 (0:29.90)	2:15.08 (0:29.80)	2:44.94 (0:29.86)				
1	9	KAMARAN	52.27	0:28.60	03.93	07.35	14.30	1:01.38	0:58.45	0:58.32	0:45.24 [7]	1:16.77 [8]	1:46.62 [8]	2:15.22 [2]	2:44.94	1:59.70	2:00.66	+37m	2:44.94
		Kerryn Manning	Q3	Q3			203m	819m	817m	816m		602m	410m	409m	408m				
2	2	AHUNDREDPLUS	51.48	0:29.61	03.96	07.38	14.27	1:01.33	0:59.79	0:59.60	0:44.88 [6]	1:16.41 [6]	1:46.21 [6]	2:16.19 [8]	2:45.80	2:00.93	2:01.28	+5m	11.44m
		Jackie Barker	Lead	Q4			202m	805m	806m	806m		594m	403m	402m	403m				
3	5	BUSLIN BRODY	53.14	0:29.80	03.82	07.09	13.78	1:01.42	0:59.70	1:01.11	0:43.87 [1]	1:15.38 [1]	1:45.28 [1]	2:15.08 [1]	2:46.39	2:02.53	2:01.72	+9m	19.46m
		Joe Attard	Lead	Q3			204m	805m	806m	808m		599m	403m	402m	403m				
4	4	NIGHT FLIGHT	55.44	0:29.82	03.65	06.78	13.45	1:01.43	0:59.76	1:00.74	0:44.25 [2]	1:15.74 [3]	1:45.68 [3]	2:15.50 [3]	2:46.42	2:02.17	2:01.73	+4m	19.78m
		Ewa Justice	Lead	Q3			202m	805m	807m	808m		593m	403m	402m	404m				
5	11	MIELICKI	51.48	0:29.13	04.20	08.05	16.00	1:01.83	0:59.55	0:58.87	0:45.74 [9]	1:17.15 [9]	1:47.56 [10]	2:16.69 [10]	2:46.44	2:00.70	2:01.75	+13m	20.09m
		Glenn Conroy	Q3	Q3			203m	805m	806m	807m		600m	403m	402m	404m				
6	1	NO TELLING HEATHER	53.39	0:29.81	03.84	07.11	13.83	1:01.36	0:59.64	1:00.46	0:44.63 [4]	1:16.17 [5]	1:45.98 [5]	2:15.82 [5]	2:46.45	2:01.82	2:01.76	+6m	20.25m
		Brett Holloway	Lead	Q2			202m	806m	807m	809m		593m	404m	402m	404m				
7	12	BAR TAB	53.50	0:28.89	03.90	07.28	14.23	1:01.61	0:59.00	0:59.14	0:45.87 [10]	1:17.37 [10]	1:47.48 [9]	2:16.36 [9]	2:46.62	2:00.75	2:01.88	+45m	22.42m
		Emmett Brosnan	Q3	Q3			203m	818m	819m	823m		604m	409m	409m	410m				

Note: Timing is based on positional data.

[] Indicates rank at the end of each section

--:-- No data available for this section

N/A Information not available



Ballarat-Professional-2026-04-30

Race 4: INTERPATH GLOBAL TROT - 2200m

30 April 2026 - 7:04PM



HARNESS RACING VICTORIA

RANK	TAB	Horse/ Driver	Top Speed (Km/h)	Fastest Section	First 50m	First 100m	First 200m	First Half	Middle Half	Last Half	Lead Time 0:43.87	1st Quarter	2nd Quarter	3rd Quarter	4th Quarter	Last Mile	Mile Rate	Distance Travelled	Gross Time/ Margin
												1:15.38 (0:31.51)	1:45.28 (0:29.90)	2:15.08 (0:29.80)	2:44.94 (0:29.86)				
8	3	OOPZEE DAIZEE	54.07	0:29.94	03.77	07.02	13.76	1:01.39	0:59.97	1:01.06	0:44.46 [3]	1:15.91 [4]	1:45.86 [4]	2:15.88 [6]	2:46.92	2:02.45	2:02.10	+25m	26.46m
		Taylor Youl	Lead	Q2			202m	817m	813m	814m	596m	409m	408m	406m	409m				
9	7	METRO SWISH NZ	52.34	0:29.85	03.89	07.38	14.31	1:01.42	0:59.77	1:01.13	0:44.90 [5]	1:16.47 [7]	1:46.32 [7]	2:16.24 [7]	2:47.46	2:02.55	2:02.50	+29m	33.77m
		Jordan Leedham	Lead	Q2			205m	817m	815m	815m	598m	409m	408m	407m	408m				
10	13	APRIL SUN	51.19	0:29.90	04.02	07.48	14.62	1:00.03	1:00.01	1:02.09	0:45.43 [8]	1:15.56 [2]	1:45.46 [2]	2:15.56 [4]	2:47.55	2:02.12	2:02.56	+35m	34.96m
		Steve Leight	Q1	Q2			204m	821m	815m	812m	602m	412m	409m	406m	407m				
11	6	ARTIGAS	51.88	0:29.45	03.87	07.56	18.45	0:59.17	1:09.38	1:14.10	0:48.91 [11]	1:18.36 [11]	1:48.09 [11]	2:27.74 [11]	3:02.19	2:13.27	2:13.28	+11m	231.36m
		Michael Bellman	Q1	Q1			206m	805m	809m	810m	598m	402m	402m	407m	403m				
12	10	CALABASAS	47.92	0:31.69	04.64	09.11	21.03	1:08.17	1:05.88	1:04.02	1:02.99 [12]	1:37.61 [12]	2:11.16 [12]	2:43.48 [12]	3:15.17	2:12.19	2:22.77	+39m	405.41m
		Jack Laughher	Q4	Q4			205m	817m	812m	809m	613m	409m	407m	404m	405m				

Scratched: COLTRANE (8)

Note: Timing is based on positional data.

[] Indicates rank at the end of each section


--:-- No data available for this section

N/A Information not available

Ballarat-Professional-2026-04-30

Race 5: PLOVER SECURITY SERVICES TROT - 1710m

30 April 2026 - 7:30PM



HARNESS RACING VICTORIA



RANK	TAB	Horse/ Driver	Top Speed (Km/h)	Fastest Section	First 50m	First 100m	First 200m	First Half	Middle Half	Last Half	Lead Time 0:06.61	1st Quarter	2nd Quarter	3rd Quarter	4th Quarter	Last Mile	Mile Rate	Distance Travelled	Gross Time/ Margin
												0:36.00 (0:29.39)	1:06.89 (0:30.89)	1:36.13 (0:29.24)	2:05.99 (0:29.86)				
1	7	CHAMPAGNES	54.25	0:29.23	03.86	07.13	13.71	1:00.28	1:00.12	0:59.09	0:06.61 [1]	0:36.00 [1]	1:06.89 [1]	1:36.13 [1]	2:05.99	1:59.37	1:58.57	+3m	2:05.99
		James Herbertson	Q1	Q3			203m	806m	807m	808m		100m	403m	402m	404m				
2	1	TENSION SEEKER	52.67	0:29.26	03.96	07.28	14.00	1:00.37	1:00.12	0:59.48	0:06.78 [4]	0:36.28 [2]	1:07.15 [2]	1:36.40 [2]	2:06.63	1:59.85	1:59.18	+3m	8.65m
		Scott Torney	Q1	Q3			202m	805m	807m	808m		100m	402m	402m	404m				
3	8	CHRISTMAS BABE NZ	53.03	0:29.26	03.99	07.31	14.16	1:00.32	1:00.04	0:59.52	0:07.23 [8]	0:36.77 [4]	1:07.56 [4]	1:36.82 [4]	2:07.08	1:59.84	1:59.59	+11m	14.59m
		Sean O'Sullivan	Q1	Q3			202m	806m	808m	809m		105m	403m	402m	405m				
4	3	ROBERT JOHN	50.72	0:29.23	03.97	07.53	14.59	1:00.88	0:59.98	0:59.27	0:06.96 [6]	0:37.10 [6]	1:07.85 [6]	1:37.09 [6]	2:07.13	2:00.15	1:59.64	+8m	15.33m
		Ada Massa	Q1	Q3			202m	810m	808m	809m		100m	406m	403m	404m				
5	11	FLING IT RAINBOW	51.30	0:29.14	04.02	07.46	14.56	1:00.71	0:59.74	0:59.97	0:07.24 [9]	0:37.35 [7]	1:07.95 [7]	1:37.09 [7]	2:07.93	2:00.68	2:00.40	+30m	26.08m
		Michael Bellman	Q3	Q3			203m	817m	814m	819m		104m	410m	408m	407m				
6	9	SONNYBOY	51.44	0:29.38	04.05	07.44	15.17	1:00.89	0:59.53	0:59.70	0:07.36 [10]	0:38.11 [9]	1:08.26 [8]	1:37.64 [8]	2:07.96	2:00.59	2:00.42	+9m	26.41m
		Jack Sullivan	Lead	Q3			202m	806m	807m	808m		106m	403m	402m	404m				
7	10	JOE LOU	51.08	0:29.02	04.28	07.92	15.31	1:01.07	0:59.81	0:59.13	0:07.90 [11]	0:38.19 [10]	1:08.98 [10]	1:38.01 [10]	2:08.12	2:00.20	2:00.58	+22m	28.66m
		Ross Graham	Q3	Q3			202m	818m	809m	807m		107m	412m	406m	403m				

Note: Timing is based on positional data.

[] Indicates rank at the end of each section


--:-- No data available for this section

N/A Information not available

Ballarat-Professional-2026-04-30

Race 5: PLOVER SECURITY SERVICES TROT - 1710m

30 April 2026 - 7:30PM



HARNESS RACING VICTORIA



RANK	TAB	Horse/ Driver	Top Speed (Km/h)	Fastest Section	First 50m	First 100m	First 200m	First Half	Middle Half	Last Half	Lead Time 0:06.61	1st Quarter	2nd Quarter	3rd Quarter	4th Quarter	Last Mile	Mile Rate	Distance Travelled	Gross Time/ Margin
												0:36.00 (0:29.39)	1:06.89 (0:30.89)	1:36.13 (0:29.24)	2:05.99 (0:29.86)				
8	5	MACHO MAORI	52.16	0:29.36	03.99	07.43	14.28	1:00.77	1:00.06	1:00.72	0:06.87 [5]	0:36.94 [5]	1:07.63 [5]	1:36.99 [5]	2:08.35	2:01.49	2:00.79	+20m	31.61m
		Nigel Milne	Q1	Q3			203m	817m	812m	815m	100m	409m	407m	405m	410m				
9	2	LOVE WHO	51.80	0:28.77	03.92	07.33	14.99	1:02.53	0:59.31	0:59.73	0:06.86 [3]	0:38.85 [11]	1:09.39 [11]	1:38.16 [11]	2:09.13	2:02.26	2:01.52	+25m	42.11m
		Reagan Clarke	Q3	Q3			202m	818m	816m	819m	100m	409m	409m	407m	411m				
10	4	LUCKY YOU	50.36	0:29.47	04.09	07.67	14.94	1:01.19	1:00.14	1:01.59	0:07.16 [7]	0:37.68 [8]	1:08.36 [9]	1:37.83 [9]	2:09.95	2:02.78	2:02.30	+17m	53.11m
		John Caldwell	Q3	Q3			203m	814m	813m	813m	100m	406m	408m	405m	408m				
11	6	HEART OF GRACELAND	52.34	0:29.37	03.94	07.31	14.16	1:00.61	1:00.08	1:03.80	0:06.72 [2]	0:36.62 [3]	1:07.33 [3]	1:36.70 [3]	2:11.13	2:04.41	2:03.41	+19m	68.98m
		Lauren White	Q1	Q3			203m	818m	812m	813m	100m	410m	407m	405m	408m				

Note: Timing is based on positional data.

[] Indicates rank at the end of each section


-:--:- No data available for this section

N/A Information not available

Ballarat-Professional-2026-04-30

Race 6: FLYING HORSE ENTERTAINMENT VENUE MARES PACE - 1710m

30 April 2026 - 8:01PM



HARNESS RACING VICTORIA



RANK	TAB	Horse/Driver	Top Speed (Km/h)	Fastest Section	First 50m	First 100m	First 200m	First Half	Middle Half	Last Half	Lead Time	1st Quarter	2nd Quarter	3rd Quarter	4th Quarter	Last Mile	Mile Rate	Distance Travelled	Gross Time/Margin
												0:37.82 (0:31.50)	1:09.78 (0:31.96)	1:37.99 (0:28.21)	2:07.71 (0:29.72)				
1	3	BLISSFULL LILLY	54.58	0:28.21	03.66	06.84	13.34	1:03.47	1:00.17	0:57.93	0:06.32 [1]	0:37.82 [1]	1:09.78 [2]	1:37.99 [1]	2:07.71	2:01.40	2:00.19	+1m	2:07.71
		Reagan Clarke	Lead	Q3			201m	805m	807m	809m	100m	403m	402m	404m	405m				
2	8	EASY ROLLING	52.63	0:28.26	03.89	07.22	14.16	1:03.32	1:00.15	0:57.28	0:07.15 [5]	0:38.57 [5]	1:10.46 [5]	1:38.73 [5]	2:07.76	2:00.61	2:00.24	+5m	0.74m
		Jodi Quinlan	Q3	Q3			201m	805m	806m	806m	103m	403m	402m	404m	403m				
3	1	STELLAR QUEEN	52.78	0:28.30	03.83	07.11	13.69	1:03.44	1:00.23	0:57.82	0:06.60 [2]	0:38.12 [3]	1:10.04 [3]	1:38.34 [3]	2:07.86	2:01.26	2:00.33	+2m	2.0m
		Lauren White	Lead	Q3			201m	806m	807m	809m	100m	403m	402m	405m	404m				
4	5	QUICK DECISION	54.86	0:28.06	04.00	07.61	14.77	1:03.91	0:59.75	0:56.87	0:07.11 [6]	0:39.33 [8]	1:11.02 [8]	1:39.08 [8]	2:07.89	2:00.78	2:00.36	+20m	2.48m
		Michael Bellman	Q3	Q3			203m	819m	816m	812m	100m	411m	409m	407m	406m				
5	6	DOT BALL	54.61	0:28.16	04.19	07.87	14.89	1:03.24	0:59.87	0:57.26	0:07.53 [8]	0:39.06 [7]	1:10.78 [7]	1:38.94 [7]	2:08.04	2:00.50	2:00.50	+26m	4.47m
		Ellen Tormey	Q3	Q3			203m	817m	816m	819m	100m	409m	408m	408m	412m				
6	9	SKYZ ABOVE	52.60	0:28.31	03.89	07.28	14.45	1:03.28	1:00.07	0:58.16	0:07.14 [7]	0:38.66 [6]	1:10.42 [6]	1:38.73 [6]	2:08.59	2:01.44	2:01.01	+22m	11.75m
		Riley Pace	Q3	Q3			202m	818m	814m	812m	102m	409m	408m	405m	407m				
7	4	DULCIE MAUREEN	52.56	0:28.62	03.83	07.13	13.75	1:03.05	1:00.37	0:58.96	0:06.72 [3]	0:38.03 [2]	1:09.78 [1]	1:38.39 [2]	2:08.74	2:02.01	2:01.16	+17m	13.77m
		Hannah Parish	Q1	Q3			202m	816m	813m	813m	100m	408m	408m	405m	407m				

Note: Timing is based on positional data.

[] Indicates rank at the end of each section


--:-- No data available for this section

N/A Information not available

Ballarat-Professional-2026-04-30

Race 6: FLYING HORSE ENTERTAINMENT VENUE MARES PACE - 1710m

30 April 2026 - 8:01PM



HARNESS RACING VICTORIA



RANK	TAB	Horse/ Driver	Top Speed (Km/h)	Fastest Section	First 50m	First 100m	First 200m	First Half	Middle Half	Last Half	Lead Time	1st Quarter	2nd Quarter	3rd Quarter	4th Quarter	Last Mile	Mile Rate	Distance Travelled	Gross Time/ Margin
												0:06.32	0:37.82 (0:31.50)	1:09.78 (0:31.96)	1:37.99 (0:28.21)				
8	2	EL AWOMAN	52.67	0:28.51	03.91	07.31	14.11	1:03.28	1:00.31	0:59.76	0:06.80 [4]	0:38.28 [4]	1:10.09 [4]	1:38.60 [4]	2:09.85	2:03.04	2:02.20	+21m	28.69m
		Jackie Barker	Q3	Q3			203m	817m	814m	816m	100m	409m	408m	406m	409m				

Scratched: BOND GIRL (7)

Note: Timing is based on positional data.

[] Indicates rank at the end of each section


--:-- No data available for this section

N/A Information not available

Ballarat-Professional-2026-04-30

Race 7: CONGRATULATIONS KATRINA FITZPATRICK TROT - 2200m

30 April 2026 - 8:31PM



HARNESS RACING VICTORIA



RANK	TAB	Horse/ Driver	Top Speed (Km/h)	Fastest Section	First 50m	First 100m	First 200m	First Half	Middle Half	Last Half	Lead Time 0:44.39	1st Quarter	2nd Quarter	3rd Quarter	4th Quarter	Last Mile	Mile Rate	Distance Travelled	Gross Time/ Margin
												1:16.17 (0:31.78)	1:47.37 (0:31.20)	2:16.54 (0:29.17)	2:45.52 (0:28.98)				
1	2	KARBINE	53.06	0:28.38	03.96	07.38	14.44	1:02.91	1:00.24	0:57.45	0:45.16 [4]	1:16.90 [5]	1:48.07 [5]	2:17.14 [4]	2:45.52	2:00.36	2:01.08	+6m	2:45.52
		Jack Laugher	Q4	Q4			202m	805m	806m	808m	593m	402m	402m	404m	404m				
2	8	THE SKY IS THE LI	53.28	0:28.71	03.89	07.21	13.90	1:02.99	1:00.32	0:57.83	0:44.78 [3]	1:16.56 [3]	1:47.77 [3]	2:16.88 [2]	2:45.59	2:00.82	2:01.13	+7m	0.93m
		John Caldwell	Lead	Q4			202m	805m	807m	808m	594m	402m	402m	404m	404m				
3	1	CENTURION DREAM	54.04	0:29.17	03.82	07.07	13.48	1:02.99	1:00.38	0:58.56	0:44.39 [1]	1:16.17 [1]	1:47.37 [1]	2:16.54 [1]	2:45.95	2:01.56	2:01.39	+3m	5.7m
		Michael Bellman	Lead	Q3			201m	805m	807m	808m	593m	402m	402m	405m	403m				
4	7	QUAKE PROOF	52.42	0:28.84	04.09	07.85	15.25	1:02.94	1:00.24	0:57.88	0:45.55 [7]	1:17.28 [7]	1:48.49 [7]	2:17.53 [7]	2:46.38	2:00.82	2:01.71	+5m	11.56m
		Anne-Maree Conroy	Q4	Q4			202m	805m	806m	808m	593m	402m	403m	404m	405m				
5	6	SHES SKY HIGH	53.06	0:29.13	03.94	07.56	14.65	1:02.80	1:00.36	0:58.92	0:45.48 [6]	1:17.05 [6]	1:48.28 [6]	2:17.41 [6]	2:47.21	2:01.72	2:02.31	+27m	22.57m
		James Herbertson	Q3	Q3			203m	816m	815m	817m	596m	408m	407m	407m	410m				
6	3	ROMANTIC NINA	51.59	0:29.31	03.82	07.18	13.92	1:03.10	1:00.53	0:59.56	0:44.59 [2]	1:16.46 [2]	1:47.68 [2]	2:16.99 [3]	2:47.26	2:02.68	2:02.35	+26m	23.27m
		Luke Dunne	Lead	Q3			203m	818m	814m	813m	599m	409m	408m	406m	407m				
7	4	JAKARTA NZ	53.53	0:29.33	03.71	06.95	13.41	1:02.78	1:00.55	1:07.04	0:45.26 [5]	1:16.83 [4]	1:48.05 [4]	2:17.38 [5]	2:55.10	2:09.82	2:08.09	+24m	128.42m
		Jodi Quinlan	Lead	Q3			202m	816m	814m	815m	596m	409m	407m	406m	409m				

Note: Timing is based on positional data.

[] Indicates rank at the end of each section


--:-- No data available for this section

N/A Information not available

Ballarat-Professional-2026-04-30

Race 7: CONGRATULATIONS KATRINA FITZPATRICK TROT - 2200m

30 April 2026 - 8:31PM



HARNESS RACING VICTORIA



Scratched: WATTS UP THE HILL (5)


Note: Timing is based on positional data.

[] Indicates rank at the end of each section

--:-- No data available for this section

N/A Information not available

Data processed by  **TRIPLES DATA**



HARNESS RACING VICTORIA

Ballarat-Professional-2026-04-30

Race 8: ISUZU UTE BALLARAT TROT - 2200m

30 April 2026 - 9:00PM



RANK	TAB	Horse/ Driver	Top Speed (Km/h)	Fastest Section	First 50m	First 100m	First 200m	First Half	Middle Half	Last Half	Lead Time 0:45.62	1st Quarter	2nd Quarter	3rd Quarter	4th Quarter	Last Mile	Mile Rate	Distance Travelled	Gross Time/ Margin
												1:17.60 (0:31.98)	1:47.00 (0:29.40)	2:16.11 (0:29.11)	2:45.19 (0:29.08)				
1	2	FREMARKS PEGGY	52.31	0:29.07	04.22	07.80	15.05	1:00.22	0:58.38	0:58.18	0:46.78 [4]	1:17.73 [2]	1:47.00 [1]	2:16.11 [1]	2:45.19	1:58.40	2:00.84	+5m	2:45.19
		James Herbertson	Q2	Q4			202m	805m	807m	806m	594m	402m	402m	404m	402m				
2	3	AI SEDHAI	50.36	0:29.24	03.87	07.32	14.56	1:01.72	0:59.03	0:59.23	0:46.01 [2]	1:17.94 [3]	1:47.73 [4]	2:16.97 [4]	2:46.96	2:00.95	2:02.13	+3m	23.75m
		Jackie Barker	Q3	Q3			202m	805m	807m	808m	592m	402m	402m	404m	404m				
3	5	MIDNITE MUSCLE	53.46	0:29.18	03.75	07.01	14.20	1:01.76	0:58.95	0:59.56	0:45.62 [1]	1:17.60 [1]	1:47.38 [2]	2:16.56 [3]	2:46.96	2:01.33	2:02.13	+3m	23.78m
		Jack Laugher	Lead	Q3			203m	805m	806m	807m	593m	402m	402m	404m	404m				
4	4	SNICKERS EXPRESS	50.83	0:29.38	04.05	07.52	14.72	1:01.66	0:59.14	0:58.89	0:46.43 [3]	1:18.32 [5]	1:48.09 [5]	2:17.47 [5]	2:46.98	2:00.55	2:02.14	+7m	23.99m
		Kerryn Manning	Q4	Q3			202m	805m	807m	810m	593m	402m	402m	405m	405m				
5	7	WHATS THE TEA	50.72	0:29.46	04.28	08.18	16.15	1:00.49	0:59.09	1:00.40	0:47.66 [7]	1:18.53 [6]	1:48.15 [6]	2:17.61 [6]	2:48.55	2:00.89	2:03.30	+22m	45.11m
		Ellen Tormey	Q2	Q3			202m	817m	812m	811m	594m	410m	408m	405m	407m				
6	1	ALLWATFUNJINGLES	50.18	0:29.33	04.43	08.84	16.68	1:00.84	0:59.17	1:00.05	0:47.99 [8]	1:18.98 [8]	1:48.81 [8]	2:18.15 [8]	2:48.87	2:00.89	2:03.53	+2m	49.35m
		Jordan Leedham	Q3	Q3			202m	805m	806m	808m	590m	402m	402m	404m	404m				
7	6	RASENGAN	50.15	0:29.39	04.24	08.05	15.45	1:01.31	0:59.17	1:00.53	0:47.13 [5]	1:18.66 [7]	1:48.44 [7]	2:17.83 [7]	2:48.98	2:01.84	2:03.61	+6m	50.84m
		Ada Massa	Q3	Q3			203m	805m	807m	808m	595m	402m	402m	404m	404m				

Note: Timing is based on positional data.

[] Indicates rank at the end of each section

--:-- No data available for this section

N/A Information not available



HARNESS RACING VICTORIA

Ballarat-Professional-2026-04-30

Race 8: ISUZU UTE BALLARAT TROT - 2200m

30 April 2026 - 9:00PM



RANK	TAB	Horse/Driver	Top Speed (Km/h)	Fastest Section	First 50m	First 100m	First 200m	First Half	Middle Half	Last Half	Lead Time	1st Quarter	2nd Quarter	3rd Quarter	4th Quarter	Last Mile	Mile Rate	Distance Travelled	Gross Time/Margin
			51.52	0:29.03			15.44	1:00.10	0:58.31	1:02.53	0:47.35 [6]	1:17.60 (0:31.98)	1:47.00 (0:29.40)	2:16.11 (0:29.11)	2:45.19 (0:29.08)				
8	8	RYMES			04.30	08.07						1:18.16 [4]	1:47.45 [3]	2:16.48 [2]	2:49.98	2:02.63	2:04.34	+28m	64.25m
		Jason Hackett	Q2	Q3			203m	817m	813m	813m	598m	409m	408m	406m	407m				

Note: Timing is based on positional data.

[] Indicates rank at the end of each section


--:--:-- No data available for this section

N/A Information not available

Ballarat-Professional-2026-04-30

Race 9: THE GREEN HORSE EQUINE & PET LAUNDRY TROT - 2200m

30 April 2026 - 9:28PM



HARNESS RACING VICTORIA



RANK	TAB	Horse/Driver	Top Speed (Km/h)	Fastest Section	First 50m	First 100m	First 200m	First Half	Middle Half	Last Half	Lead Time	1st Quarter	2nd Quarter	3rd Quarter	4th Quarter	Last Mile	Mile Rate	Distance Travelled	Gross Time/Margin
												0:43.94	1:14.49 (0:30.55)	1:45.61 (0:31.12)	2:16.22 (0:30.61)				
1	6	ONAWINGANDAPRAYER	50.51	0:30.40	03.87	07.30	14.43	1:01.59	1:01.43	1:02.06	0:44.28 [2]	1:14.85 [2]	1:45.89 [2]	2:16.28 [2]	2:47.95	2:03.65	2:02.85	+13m	2:47.95
		Jordan Leedham	Lead	Q3			204m	805m	807m	811m	597m	402m	402m	404m	407m				
2	2	JUNGLE SPIDER	50.90	0:30.55	03.97	07.40	14.40	1:01.66	1:01.73	1:02.42	0:43.94 [1]	1:14.49 [1]	1:45.61 [1]	2:16.22 [1]	2:48.02	2:04.08	2:02.91	+7m	1:06m
		Robert Young	Lead	Q1			203m	805m	807m	808m	595m	402m	402m	405m	403m				
3	5	MISS AVENGER	50.44	0:30.32	03.90	07.33	14.69	1:01.32	1:01.26	1:01.99	0:44.92 [3]	1:15.28 [4]	1:46.24 [3]	2:16.55 [3]	2:48.22	2:03.31	2:03.06	+9m	3:73m
		Lauren White	Lead	Q3			204m	805m	808m	809m	596m	402m	402m	405m	403m				
4	3	NEDZA THRILLER	50.11	0:29.95	04.33	08.28	15.48	1:00.89	1:01.25	1:02.07	0:45.67 [6]	1:15.62 [6]	1:46.56 [5]	2:16.88 [5]	2:48.65	2:02.96	2:03.37	+9m	9:47m
		Luke Dunne	Q1	Q1			202m	805m	808m	808m	596m	402m	402m	405m	403m				
5	4	NUCLEAR ATTITUDE	51.05	0:30.21	04.09	07.63	14.86	1:01.12	1:01.23	1:02.28	0:45.30 [5]	1:15.51 [5]	1:46.43 [4]	2:16.75 [4]	2:48.71	2:03.40	2:03.41	+13m	10:21m
		Ginger Gleeson	Q1	Q1			203m	805m	806m	810m	598m	402m	402m	404m	406m				
6	8	THAT OTHER THING	52.34	0:30.01	04.00	07.53	15.59	1:02.52	1:03.28	1:02.49	0:45.20 [4]	1:15.21 [3]	1:47.73 [7]	2:18.51 [7]	2:50.23	2:05.01	2:04.53	+51m	30:67m
		Tina Ridis	Lead	Q1			203m	823m	817m	809m	618m	411m	413m	405m	405m				
7	7	ALDEBARAN MAVERICK	51.05	0:30.08	04.03	07.56	14.88	1:01.21	1:01.78	1:03.21	0:45.80 [7]	1:15.88 [7]	1:47.01 [6]	2:17.66 [6]	2:50.24	2:04.42	2:04.53	+13m	30:84m
		Scott Torney	Q1	Q1			205m	805m	805m	806m	602m	402m	402m	403m	403m				

Note: Timing is based on positional data.

[] Indicates rank at the end of each section


--:-- No data available for this section

N/A Information not available

Ballarat-Professional-2026-04-30

Race 9: THE GREEN HORSE EQUINE & PET LAUNDRY TROT - 2200m

30 April 2026 - 9:28PM



HARNESS RACING VICTORIA



RANK	TAB	Horse/ Driver	Top Speed (Km/h)	Fastest Section	First 50m	First 100m	First 200m	First Half	Middle Half	Last Half	Lead Time	1st Quarter	2nd Quarter	3rd Quarter	4th Quarter	Last Mile	Mile Rate	Distance Travelled	Gross Time/ Margin
												0:43.94	1:14.49 (0:30.55)	1:45.61 (0:31.12)	2:16.22 (0:30.61)				
8	1	CRONK Nick Youngson	49.64	0:31.52	04.04	07.55	14.85	1:05.16	1:03.13	1:05.49	0:51.54 [8]	1:25.18 [8]	1:56.70 [8]	2:28.31 [8]	3:02.20	2:10.65	2:13.28	+19m	191.16m
			Lead	Q2			202m	812m	809m	808m		600m	406m	405m	404m				

Note: Timing is based on positional data.

[] Indicates rank at the end of each section

--:-- No data available for this section

N/A Information not available