


Ballarat-Professional-2026-05-28

Race 1: FREIGHTER GROUP PACE - 2200m

28 May 2026 - 5:26PM



HARNESS RACING VICTORIA



RANK	TAB	Horse/ Driver	Top Speed (Km/h)	Fastest Section	First 50m	First 100m	First 200m	First Half	Middle Half	Last Half	Lead Time 0:42.53	1st Quarter	2nd Quarter	3rd Quarter	4th Quarter	Last Mile	Mile Rate	Distance Travelled	Gross Time/ Margin
												1:14.31 (0:31.78)	1:44.25 (0:29.94)	2:13.04 (0:28.79)	2:42.90 (0:29.86)				
1	11	THEROUX	54.43	0:28.27	03.99	07.41	14.85	1:01.76	0:58.93	0:57.00	0:44.14 [9]	1:15.70 [10]	1:45.89 [10]	2:14.62 [10]	2:42.90	1:58.76	1:59.16	+38m	2:42.90
		Chris Alford	Q4	Q4				204m	818m	816m	821m	599m	408m	409m	407m				
2	12	GLENLINE	53.96	0:28.46	03.95	07.48	15.20	1:01.72	0:58.89	0:57.17	0:44.42 [11]	1:15.96 [11]	1:46.13 [11]	2:14.84 [11]	2:43.30	1:58.89	1:59.46	+34m	5.36m
		Anne-Maree Conroy	Q4	Q4				204m	817m	814m	819m	599m	408m	408m	406m				
3	4	BOND GIRL	52.60	0:28.69	03.60	06.96	14.17	1:01.85	0:58.94	0:58.06	0:43.42 [6]	1:15.02 [6]	1:45.26 [6]	2:13.95 [6]	2:43.33	1:59.91	1:59.47	+32m	5.67m
		Allan McDonough	Q3	Q3				203m	818m	816m	819m	595m	409m	409m	408m				
4	3	FREAK OUT	54.11	0:28.67	03.48	06.67	13.74	1:01.91	0:58.98	0:58.45	0:43.13 [4]	1:14.73 [4]	1:45.05 [4]	2:13.72 [4]	2:43.51	2:00.36	1:59.61	+30m	8.13m
		Lauren White	Lead	Q3				202m	818m	815m	818m	595m	409m	408m	407m				
5	8	ONECROWDEDHOUR	52.85	0:28.67	03.89	07.18	14.39	1:01.75	0:58.69	0:58.10	0:43.67 [7]	1:15.40 [7]	1:45.43 [7]	2:14.10 [7]	2:43.54	1:59.85	1:59.63	+9m	8.52m
		Leigh Sutton	Lead	Q3				203m	806m	807m	807m	596m	404m	402m	404m				
6	2	ETIZ AMODEL	55.01	0:28.72	03.46	06.61	13.52	1:01.76	0:58.73	0:58.92	0:42.90 [3]	1:14.65 [3]	1:44.66 [2]	2:13.38 [2]	2:43.57	2:00.68	1:59.66	+7m	9.13m
		Adrian Pace	Lead	Q3				203m	806m	808m	809m	592m	404m	402m	405m				
7	10	HOME AND DRY NZ	52.27	0:28.73	03.85	07.17	14.48	1:01.78	0:58.97	0:58.03	0:43.87 [8]	1:15.41 [8]	1:45.64 [8]	2:14.37 [8]	2:43.68	1:59.81	1:59.73	+35m	10.46m
		James Herbertson	Lead	Q3				203m	818m	816m	818m	599m	409m	409m	407m				

Note: Timing is based on positional data.

[] Indicates rank at the end of each section

--:-- No data available for this section

N/A Information not available



Ballarat-Professional-2026-05-28

Race 1: FREIGHTER GROUP PACE - 2200m

28 May 2026 - 5:26PM



HARNESS RACING VICTORIA

RANK	TAB	Horse/Driver	Top Speed (Km/h)	Fastest Section	First 50m	First 100m	First 200m	First Half	Middle Half	Last Half	Lead Time	1st Quarter	2nd Quarter	3rd Quarter	4th Quarter	Last Mile	Mile Rate	Distance Travelled	Gross Time/Margin
												0:42.53	1:14.31 (0:31.78)	1:44.25 (0:29.94)	2:13.04 (0:28.79)				
8	5	EASY ROLLING	54.47	0:28.79	03.46	06.64	13.59	1:01.72	0:58.73	0:59.54	0:42.53 [1]	1:14.31 [1]	1:44.25 [1]	2:13.04 [1]	2:43.80	2:01.26	1:59.82	+11m	12.02m
		Jodi Quinlan	Lead	Q3			205m	806m	807m	808m		597m	404m	402m	405m				
9	7	DOT BALL	51.55	0:28.71	03.90	07.47	15.28	1:01.24	0:58.72	0:58.20	0:44.46 [10]	1:15.70 [9]	1:45.72 [9]	2:14.42 [9]	2:43.92	1:59.44	1:59.91	+8m	13.68m
		Liam Older	Q3	Q3			205m	806m	806m	807m		596m	403m	402m	404m				
10	1	ALOOK TO LIKE	53.78	0:28.69	03.71	07.00	14.01	1:01.79	0:58.73	0:58.91	0:43.23 [5]	1:14.98 [5]	1:45.01 [5]	2:13.70 [5]	2:43.93	2:00.70	1:59.92	+9m	13.8m
		Jackie Barker	Lead	Q3			203m	806m	808m	810m		592m	404m	402m	406m				
11	6	SHIRALEE	54.97	0:28.96	03.48	06.64	13.53	1:01.93	0:59.28	0:59.41	0:42.78 [2]	1:14.38 [2]	1:44.71 [3]	2:13.67 [3]	2:44.12	2:01.34	2:00.05	+28m	16.29m
		Leilani Justice	Lead	Q3			204m	817m	812m	812m		600m	409m	408m	405m				
12	13	ZWICK	51.62	0:28.71	03.87	07.22	14.59	1:01.66	0:58.78	1:00.21	0:44.81 [12]	1:16.40 [12]	1:46.47 [12]	2:15.17 [12]	2:46.68	2:01.87	2:01.93	+30m	50.63m
		Ada Massa	Lead	Q3			204m	817m	813m	808m		605m	409m	409m	404m				

Scratched: GOZO MAJOR (9)

Note: Timing is based on positional data.

[] Indicates rank at the end of each section


--:-- No data available for this section

N/A Information not available

Ballarat-Professional-2026-05-28

Race 3: FREEMANS TRANSPORT MARES TROT - 2200m

28 May 2026 - 6:31PM



HARNESS RACING VICTORIA



RANK	TAB	Horse/ Driver	Top Speed (Km/h)	Fastest Section	First 50m	First 100m	First 200m	First Half	Middle Half	Last Half	Lead Time 0:43.24	1st Quarter	2nd Quarter	3rd Quarter	4th Quarter	Last Mile	Mile Rate	Distance Travelled	Gross Time/ Margin
												1:14.70 (0:31.46)	1:44.71 (0:30.01)	2:14.50 (0:29.79)	2:45.32 (0:30.82)				
1	5	CALABASAS	51.80	0:29.57	03.80	07.14	14.28	1:01.26	0:59.71	0:59.92	0:44.13 [5]	1:15.25 [5]	1:45.39 [5]	2:14.96 [5]	2:45.32	2:01.18	2:00.93	+26m	2:45.32
		Chris Alford	Lead	Q3			204m	814m	811m	815m	598m	407m	406m	405m	410m				
2	6	LEANNE LEEANN	53.10	0:29.64	03.90	07.24	14.09	1:01.33	0:59.81	1:00.82	0:43.54 [2]	1:14.70 [1]	1:44.87 [2]	2:14.50 [1]	2:45.68	2:02.15	2:01.20	+24m	4.87m
		Bob Kuchenmeister	Lead	Q3			206m	814m	811m	811m	599m	407m	407m	404m	407m				
3	2	NORTHERN TRUSCOTT	52.20	0:29.60	03.71	07.04	14.27	1:01.28	0:59.73	1:00.83	0:43.85 [4]	1:15.01 [4]	1:45.14 [4]	2:14.74 [3]	2:45.97	2:02.12	2:01.41	+23m	8.78m
		Jackie Barker	Lead	Q3			203m	814m	812m	815m	594m	407m	407m	405m	410m				
4	10	SABIHALIL	51.88	0:29.36	04.22	07.85	15.38	1:01.26	0:59.49	1:00.61	0:44.50 [7]	1:15.63 [7]	1:45.76 [7]	2:15.12 [6]	2:46.37	2:01.87	2:01.70	+31m	14.04m
		Austin Mifsud	Lead	Q3			203m	813m	813m	820m	598m	407m	406m	407m	413m				
5	3	BUCKLES FOR BERRY	52.52	0:29.67	03.78	07.09	14.00	1:01.47	0:59.77	1:01.77	0:43.69 [3]	1:15.05 [3]	1:45.15 [3]	2:14.82 [4]	2:46.92	2:03.24	2:02.10	+9m	21.42m
		Brent Murphy	Lead	Q3			203m	806m	807m	808m	594m	403m	403m	404m	404m				
6	7	ROMANTIC NINA	51.70	0:28.93	04.24	07.80	15.35	1:00.54	0:58.90	1:00.86	0:45.82 [10]	1:16.40 [10]	1:46.37 [10]	2:15.30 [7]	2:47.24	2:01.40	2:02.34	+31m	25.78m
		Liam Older	Q2	Q3			204m	815m	814m	816m	600m	407m	408m	405m	410m				
7	1	NO TELLING HEATHER	53.32	0:29.68	03.76	07.01	13.88	1:01.47	0:59.75	1:03.07	0:43.24 [1]	1:14.64 [2]	1:44.71 [1]	2:14.38 [2]	2:47.78	2:04.54	2:02.73	+5m	33.0m
		Brett Holloway	Lead	Q3			203m	805m	807m	809m	591m	403m	402m	405m	404m				

Note: Timing is based on positional data.

[] Indicates rank at the end of each section


--:-- No data available for this section

N/A Information not available

Ballarat-Professional-2026-05-28

Race 3: FREEMANS TRANSPORT MARES TROT - 2200m

28 May 2026 - 6:31PM



HARNESS RACING VICTORIA



RANK	TAB	Horse/ Driver	Top Speed (Km/h)	Fastest Section	First 50m	First 100m	First 200m	First Half	Middle Half	Last Half	Lead Time	1st Quarter	2nd Quarter	3rd Quarter	4th Quarter	Last Mile	Mile Rate	Distance Travelled	Gross Time/ Margin
												0:43.24	1:14.70 (0:31.46)	1:44.71 (0:30.01)	2:14.50 (0:29.79)				
8	4	METRO SWISH NZ	50.72	0:29.87	03.86	07.31	14.63	1:01.25	0:59.94	1:02.37	0:44.21 [6]	1:15.40 [6]	1:45.47 [6]	2:15.34 [8]	2:47.85	2:03.62	2:02.78	+11m	33.93m
		Neil McCallum	Lead	Q3			204m	807m	808m	810m		594m	404m	403m	406m				
9	8	ZOOLU	53.10	0:29.97	03.93	07.24	14.28	1:00.15	1:00.07	1:03.02	0:45.64 [9]	1:15.69 [8]	1:45.79 [8]	2:15.77 [9]	2:48.82	2:03.17	2:03.49	+9m	46.88m
		Michael Bellman	Lead	Q3			202m	806m	806m	807m		596m	404m	403m	404m				
10	9	IM LADY RHONDA	52.31	0:30.21	04.11	07.64	15.16	1:00.96	1:03.88	1:04.63	0:45.22 [8]	1:15.98 [9]	1:46.19 [9]	2:19.86 [10]	2:50.83	2:05.59	2:04.96	+21m	73.91m
		Abby Sanderson	Q2	Q2			204m	814m	809m	806m		601m	407m	406m	403m				

Note: Timing is based on positional data.

[] Indicates rank at the end of each section


--:--:-- No data available for this section

N/A Information not available

Ballarat-Professional-2026-05-28

Race 4: PRD REAL ESTATE PACE - 1710m

28 May 2026 - 6:59PM



HARNESS RACING VICTORIA



RANK	TAB	Horse/ Driver	Top Speed (Km/h)	Fastest Section	First 50m	First 100m	First 200m	First Half	Middle Half	Last Half	Lead Time 0:06.34	1st Quarter	2nd Quarter	3rd Quarter	4th Quarter	Last Mile	Mile Rate	Distance Travelled	Gross Time/ Margin
												0:35.12 (0:28.78)	1:06.12 (0:31.00)	1:34.23 (0:28.11)	2:02.34 (0:28.11)				
1	7	TEST OF FIRE	57.85	0:28.11	03.63	06.67	12.86	0:59.78	0:59.11	0:56.23	0:06.34 [1]	0:35.12 [1]	1:06.12 [1]	1:34.23 [1]	2:02.34	1:56.01	1:55.13	+10m	2:02.34
		Hannah Lewis	Q1	Q4			202m	808m	809m	810m	102m	404m	404m	405m	405m				
2	1	LAZENBY	56.74	0:28.18	03.76	06.91	13.15	0:59.82	0:59.16	0:57.75	0:06.66 [5]	0:35.51 [3]	1:06.48 [3]	1:34.67 [2]	2:04.26	1:57.56	1:56.94	+6m	25.82m
		Allan McDonough	Q1	Q3			202m	805m	807m	808m	103m	402m	402m	405m	403m				
3	2	SUPER CODE	56.23	0:28.22	03.73	06.87	13.21	1:00.19	0:59.18	0:57.72	0:06.54 [4]	0:35.77 [4]	1:06.73 [5]	1:34.95 [5]	2:04.45	1:57.91	1:57.12	+9m	28.34m
		Brett Holloway	Q1	Q3			201m	807m	808m	809m	102m	405m	402m	406m	403m				
4	3	PONTIAN GIRL	53.50	0:28.13	03.75	07.03	13.87	1:00.46	0:58.90	0:57.53	0:06.70 [6]	0:36.39 [7]	1:07.16 [8]	1:35.28 [8]	2:04.69	1:57.99	1:57.34	+10m	31.53m
		Josh Duggan	Q3	Q3			204m	811m	808m	808m	102m	407m	404m	404m	404m				
5	8	MISS DOOBEE	54.79	0:27.91	03.83	07.11	13.89	0:59.76	0:58.67	0:58.09	0:07.06 [8]	0:36.06 [6]	1:06.82 [6]	1:34.74 [4]	2:04.92	1:57.85	1:57.57	+30m	34.73m
		James Herbertson	Q3	Q3			202m	816m	814m	817m	107m	409m	408m	406m	410m				
6	9	PRESIDENTIALCHANGE	55.51	0:28.48	03.78	06.94	13.56	0:59.65	0:59.25	0:58.39	0:06.91 [7]	0:35.80 [5]	1:06.56 [4]	1:35.05 [6]	2:04.96	1:58.04	1:57.60	+25m	35.14m
		Jackie Barker	Q1	Q3			203m	816m	812m	813m	107m	408m	407m	405m	408m				
7	5	MEDIA MOGUL	56.02	0:28.49	03.72	06.84	13.16	0:59.76	0:59.51	0:58.81	0:06.49 [2]	0:35.23 [2]	1:06.25 [2]	1:34.74 [3]	2:05.06	1:58.56	1:57.69	+22m	36.49m
		Michael Bellman	Q1	Q3			203m	818m	812m	812m	102m	410m	408m	405m	407m				

Note: Timing is based on positional data.

[] Indicates rank at the end of each section


--:-- No data available for this section

N/A Information not available

Ballarat-Professional-2026-05-28

Race 4: PRD REAL ESTATE PACE - 1710m

28 May 2026 - 6:59PM



HARNESS RACING VICTORIA



RANK	TAB	Horse/Driver	Top Speed (Km/h)	Fastest Section	First 50m	First 100m	First 200m	First Half	Middle Half	Last Half	Lead Time	1st Quarter	2nd Quarter	3rd Quarter	4th Quarter	Last Mile	Mile Rate	Distance Travelled	Gross Time/Margin
												0:06.34	0:35.12 (0:28.78)	1:06.12 (0:31.00)	1:34.23 (0:28.11)				
8	6	WICHITA KANSAS	56.70	0:28.04	03.73	06.84	13.20	1:00.67	0:58.80	0:57.87	0:06.52 [3]	0:36.44 [8]	1:07.20 [7]	1:35.25 [7]	2:05.09	1:58.54	1:57.72	+30m	36.93m
		Leilani Justice	Q1	Q3			204m	822m	814m	817m	102m	414m	408m	406m	410m				

Scratched: IFYOULOVEMELETMEGO (4)

Note: Timing is based on positional data.

[] Indicates rank at the end of each section


--:-- No data available for this section

N/A Information not available

Ballarat-Professional-2026-05-28

Race 5: HEWITT & WHITTY TROT - 2200m

28 May 2026 - 7:30PM



HARNESS RACING VICTORIA



RANK	TAB	Horse/ Driver	Top Speed (Km/h)	Fastest Section	First 50m	First 100m	First 200m	First Half	Middle Half	Last Half	Lead Time 0:43.79	1st Quarter	2nd Quarter	3rd Quarter	4th Quarter	Last Mile	Mile Rate	Distance Travelled	Gross Time/ Margin
												1:16.10 (0:32.31)	1:46.99 (0:30.89)	2:16.97 (0:29.98)	2:47.63 (0:30.66)				
1	7	SCAR	52.88	0:29.95	03.45	06.72	14.00	1:03.17	1:00.96	1:00.51	0:43.94 [2]	1:16.10 [1]	1:47.11 [2]	2:17.06 [2]	2:47.63	2:03.68	2:02.62	+20m	2:47.63
		Robert Young	Lead	Q3			205m	815m	813m	812m	593m	408m	407m	406m	406m				
2	5	WHATS THE TEA	50.58	0:29.94	03.79	07.25	15.07	1:02.82	1:00.89	1:00.22	0:45.19 [8]	1:17.06 [7]	1:48.01 [7]	2:17.96 [7]	2:48.25	2:03.04	2:03.08	+5m	8.29m
		James Herbertson	Q3	Q3			204m	805m	805m	807m	593m	402m	402m	403m	404m				
3	1	LOVE WHO	52.06	0:30.05	03.56	06.89	14.25	1:03.21	1:00.99	1:00.98	0:44.14 [3]	1:16.41 [3]	1:47.35 [3]	2:17.40 [3]	2:48.34	2:04.19	2:03.14	+3m	9.49m
		Reagan Clarke	Lead	Q3			203m	805m	806m	809m	589m	403m	402m	404m	405m				
4	4	BETTOR MAN	52.92	0:29.98	03.47	06.75	14.03	1:03.21	1:00.92	1:01.48	0:43.79 [1]	1:16.06 [2]	1:46.99 [1]	2:16.97 [1]	2:48.47	2:04.69	2:03.23	+3m	11.17m
		Liam Older	Lead	Q3			203m	806m	806m	808m	590m	403m	402m	403m	404m				
5	9	RASENGAN	52.63	0:30.01	03.80	07.13	14.59	1:03.20	1:00.96	1:01.56	0:44.53 [5]	1:16.78 [5]	1:47.73 [5]	2:17.75 [4]	2:49.30	2:04.76	2:03.84	+12m	22.33m
		Ada Massa	Lead	Q3			202m	805m	808m	812m	595m	403m	403m	405m	407m				
6	3	THATS YOUR OPINION	50.47	0:30.07	03.61	07.13	14.81	1:03.13	1:01.03	1:01.73	0:44.57 [6]	1:16.75 [6]	1:47.71 [6]	2:17.78 [6]	2:49.45	2:04.86	2:03.95	+30m	24.37m
		Leigh Sutton	Q3	Q3			203m	817m	815m	820m	593m	409m	408m	408m	413m				
7	6	EMILY MEAGAN	51.98	0:29.94	03.51	06.85	14.24	1:03.09	1:00.84	1:01.94	0:45.01 [7]	1:17.20 [8]	1:48.11 [8]	2:18.04 [8]	2:50.04	2:05.03	2:04.38	+30m	32.2m
		Brent Murphy	Lead	Q3			203m	817m	814m	816m	598m	409m	408m	406m	410m				

Note: Timing is based on positional data.

[] Indicates rank at the end of each section


--:-- No data available for this section

N/A Information not available

Ballarat-Professional-2026-05-28

Race 5: HEWITT & WHITTY TROT - 2200m

28 May 2026 - 7:30PM



HARNESS RACING VICTORIA



RANK	TAB	Horse/ Driver	Top Speed (Km/h)	Fastest Section	First 50m	First 100m	First 200m	First Half	Middle Half	Last Half	Lead Time	1st Quarter	2nd Quarter	3rd Quarter	4th Quarter	Last Mile	Mile Rate	Distance Travelled	Gross Time/ Margin
												0:43.79	1:16.10 (0:32.31)	1:46.99 (0:30.89)	2:16.97 (0:29.98)				
8	2	ONAWINGANDAPRAYER	51.26	0:30.30	03.56	06.95	14.41	1:03.17	1:01.28	1:02.68	0:44.25 [4]	1:16.43 [4]	1:47.42 [4]	2:17.72 [5]	2:50.10	2:05.85	2:04.42	+24m	33.0m
		Neil McCallum	Lead	Q3			204m	816m	813m	816m	592m	408m	408m	406m	410m				
9	8	MOONLIGHT BILLY	49.72	0:31.99	03.99	07.49	15.99	1:09.77	1:13.83	1:13.22	0:45.53 [9]	1:17.51 [9]	1:55.28 [9]	2:31.34 [9]	3:08.52	2:22.99	2:17.90	+16m	280.06m
		Matthew Whittle	Lead	Q1			202m	805m	807m	809m	603m	403m	402m	405m	404m				


Note: Timing is based on positional data.

[] Indicates rank at the end of each section

--:--:-- No data available for this section

N/A Information not available

Ballarat-Professional-2026-05-28



Race 6: ULTIMATE PUMPS & IRRIGATION 4YO & OLDER MAIDEN PACE - 2200m

28 May 2026 - 8:00PM



HARNESS RACING VICTORIA

RANK	TAB	Horse/ Driver	Top Speed (Km/h)	Fastest Section	First 50m	First 100m	First 200m	First Half	Middle Half	Last Half	Lead Time	1st Quarter	2nd Quarter	3rd Quarter	4th Quarter	Last Mile	Mile Rate	Distance Travelled	Gross Time/ Margin
												1:15.72 (0:32.00)	1:46.50 (0:30.78)	2:15.20 (0:28.70)	2:44.72 (0:29.52)				
1	7	BOBBYS ROOM NZ	54.29	0:28.60	03.55	06.74	13.68	1:02.82	0:59.41	0:57.83	0:44.05 [2]	1:16.06 [2]	1:46.88 [2]	2:15.48 [2]	2:44.72	2:00.65	2:00.49	+24m	2:44.72
		Darryl Lawlor	Lead	Q3			203m	816m	813m	812m	596m	408m	407m	405m	407m				
2	4	ROCK POSTER	52.88	0:28.60	03.64	07.00	14.11	1:02.79	0:59.39	0:57.69	0:44.33 [4]	1:16.33 [4]	1:47.12 [4]	2:15.72 [5]	2:44.81	2:00.48	2:00.56	+25m	1.23m
		Jason Hackett	Lead	Q3			203m	816m	813m	813m	596m	408m	407m	405m	408m				
3	9	OPERTSER	53.75	0:28.71	03.85	07.12	14.33	1:02.75	0:59.48	0:58.02	0:44.19 [3]	1:16.17 [3]	1:46.94 [3]	2:15.65 [3]	2:44.96	2:00.77	2:00.67	+11m	3.21m
		Liam Older	Lead	Q3			203m	806m	807m	808m	597m	403m	402m	404m	403m				
4	8	JUST LIKE NUGGET	54.04	0:28.24	04.03	07.35	14.65	1:02.77	0:59.01	0:57.64	0:44.56 [6]	1:16.56 [6]	1:47.33 [6]	2:15.56 [4]	2:44.98	2:00.41	2:00.69	+36m	3.5m
		Jackie Barker	Lead	Q3			203m	816m	815m	818m	602m	408m	408m	407m	411m				
5	2	SEASIDE LADY	53.96	0:28.71	03.60	06.82	13.74	1:02.78	0:59.49	0:58.49	0:43.72 [1]	1:15.72 [1]	1:46.50 [1]	2:15.20 [1]	2:44.99	2:01.27	2:00.69	+6m	3.61m
		Jodi Quinlan	Lead	Q3			204m	805m	807m	809m	593m	403m	402m	404m	404m				
6	1	CURRYINAHURRY	52.67	0:28.75	04.03	07.44	14.59	1:02.73	0:59.52	0:58.06	0:44.50 [5]	1:16.46 [5]	1:47.23 [5]	2:15.98 [6]	2:45.30	2:00.79	2:00.92	+7m	7.8m
		David Magri	Lead	Q3			203m	805m	806m	808m	594m	403m	402m	404m	404m				
7	3	IMAGUNNARESTNGO	52.42	0:28.45	03.93	07.41	14.85	1:02.83	0:59.26	0:57.28	0:45.36 [9]	1:17.39 [9]	1:48.20 [9]	2:16.65 [9]	2:45.48	2:00.11	2:01.05	+27m	10.22m
		Chris Alford	Q3	Q3			205m	815m	813m	814m	598m	408m	407m	406m	408m				

Note: Timing is based on positional data.

[] Indicates rank at the end of each section


--:-- No data available for this section

N/A Information not available

Ballarat-Professional-2026-05-28

Race 6: ULTIMATE PUMPS & IRRIGATION 4YO & OLDER MAIDEN PACE - 2200m

28 May 2026 - 8:00PM



HARNESS RACING VICTORIA




RANK	TAB	Horse/ Driver	Top Speed (Km/h)	Fastest Section	First 50m	First 100m	First 200m	First Half	Middle Half	Last Half	Lead Time	1st Quarter	2nd Quarter	3rd Quarter	4th Quarter	Last Mile	Mile Rate	Distance Travelled	Gross Time/ Margin
												0:43.72	1:15.72 (0:32.00)	1:46.50 (0:30.78)	2:15.20 (0:28.70)				
8	5	HANORA	53.39	0:28.36	03.96	07.46	15.28	1:02.53	0:59.19	0:58.06	0:45.25 [8]	1:16.95 [7]	1:47.78 [8]	2:16.13 [8]	2:45.83	2:00.59	2:01.31	+16m	14.91m
		Robert Arundell	Q3	Q3			204m	807m	808m	814m	596m	404m	403m	406m	408m				
9	6	FIRESIDE	53.39	0:28.34	03.82	07.25	14.43	1:02.75	0:59.11	0:58.56	0:44.99 [7]	1:16.97 [8]	1:47.75 [7]	2:16.09 [7]	2:46.33	2:01.32	2:01.67	+33m	21.57m
		Nicholas O'Connor	Q3	Q3			203m	816m	815m	818m	599m	408m	408m	407m	411m				

Note: Timing is based on positional data.

[] Indicates rank at the end of each section

--:--:-- No data available for this section

N/A Information not available



HARNESS RACING VICTORIA

Ballarat-Professional-2026-05-28

Race 7: COREY"S CREATIONS PACE - 2200m

28 May 2026 - 8:30PM



RANK	TAB	Horse/ Driver	Top Speed (Km/h)	Fastest Section	First 50m	First 100m	First 200m	First Half	Middle Half	Last Half	Lead Time 0:43.64	1st Quarter	2nd Quarter	3rd Quarter	4th Quarter	Last Mile	Mile Rate	Distance Travelled	Gross Time/ Margin
												1:13.86 (0:30.22)	1:44.33 (0:30.47)	2:13.50 (0:29.17)	2:41.71 (0:28.21)				
1	4	MONSIEUR FLAMEL	56.99	0:28.20	03.56	06.60	13.17	1:00.69	0:59.65	0:57.37	0:43.64 [1]	1:13.86 [1]	1:44.33 [1]	2:13.50 [1]	2:41.71	1:58.06	1:58.29	+10m	2:41.71
		Reagan Clarke	Lead	Q4			202m	807m	808m	810m		593m	404m	402m	406m				
2	8	COLOSIMO	55.44	0:27.63	03.90	07.17	14.34	1:01.07	0:59.33	0:56.34	0:44.32 [5]	1:14.77 [6]	1:45.39 [7]	2:14.11 [4]	2:41.74	1:57.41	1:58.31	+32m	0.47m
		Darryl Lawlor	Q4	Q4			203m	816m	814m	814m		602m	409m	407m	406m				
3	2	ASMILEANDAWINX	55.40	0:28.44	03.66	06.82	13.55	1:00.71	0:59.62	0:57.56	0:43.90 [2]	1:14.13 [3]	1:44.61 [2]	2:13.75 [3]	2:42.19	1:58.28	1:58.64	+9m	6.49m
		Connor Ronan	Lead	Q4			203m	806m	808m	810m		593m	404m	402m	405m				
4	1	UP AND ABOUT	54.22	0:28.35	03.86	07.09	13.98	1:00.73	0:59.61	0:57.48	0:44.28 [4]	1:14.53 [5]	1:45.01 [4]	2:14.14 [5]	2:42.49	1:58.21	1:58.86	+9m	10.57m
		Chris Alford	Lead	Q4			202m	807m	808m	809m		593m	404m	402m	406m				
5	6	GALLICO	53.78	0:28.17	04.17	07.66	14.69	1:01.06	0:59.36	0:56.91	0:44.59 [6]	1:15.03 [8]	1:45.65 [8]	2:14.39 [7]	2:42.56	1:57.97	1:58.91	+30m	11.4m
		James Herbertson	Q3	Q4			204m	816m	814m	816m		599m	409m	407m	406m				
6	5	JANIEBQUICK	53.68	0:28.16	03.97	07.39	14.50	1:00.66	0:59.86	0:57.51	0:44.71 [7]	1:14.86 [7]	1:45.37 [6]	2:14.71 [8]	2:42.88	1:58.17	1:59.15	+25m	15.72m
		Brent Murphy	Q4	Q4			203m	807m	809m	814m		604m	404m	403m	406m				
7	7	THATS KEVIN	52.38	0:28.94	04.15	07.71	15.07	0:59.88	0:59.59	0:58.54	0:44.89 [8]	1:14.12 [2]	1:44.78 [3]	2:13.72 [2]	2:43.32	1:58.42	1:59.47	+30m	21.61m
		Jackie Barker	Q3	Q3			204m	818m	812m	812m		600m	411m	407m	404m				

Note: Timing is based on positional data.

[] Indicates rank at the end of each section

--:-- No data available for this section

N/A Information not available



HARNESS RACING VICTORIA

Ballarat-Professional-2026-05-28

Race 7: COREY"S CREATIONS PACE - 2200m

28 May 2026 - 8:30PM



RANK	TAB	Horse/ Driver	Top Speed (Km/h)	Fastest Section	First 50m	First 100m	First 200m	First Half	Middle Half	Last Half	Lead Time	1st Quarter	2nd Quarter	3rd Quarter	4th Quarter	Last Mile	Mile Rate	Distance Travelled	Gross Time/ Margin
												0:43.64	1:13.86 (0:30.22)	1:44.33 (0:30.47)	2:13.50 (0:29.17)				
8	3	FOREGONE CONCLUSI Brett Holloway	54.11	0:29.08	03.82	07.09	13.91	1:01.12	0:59.90	0:58.36	0:43.94 [3]	1:14.43 [4]	1:45.05 [5]	2:14.35 [6]	2:43.44	1:59.48	1:59.56	+20m	23.27m
			Lead	Q4			202m	815m	812m	808m		596m	408m	407m	404m				

Note: Timing is based on positional data.

[] Indicates rank at the end of each section

--:-- No data available for this section

N/A Information not available