


# Ballarat-Professional-2026-06-25

Race 1: ballarattrottingclub.com.au 4YO & OLDER MAIDEN PACE - 1710m

25 June 2026 - 5:41PM



HARNESS RACING VICTORIA



RANK	TAB	Horse/ Driver	Top Speed (Km/h)	Fastest Section	First 50m	First 100m	First 200m	First Half	Middle Half	Last Half	Lead Time 0:06.61	1st Quarter	2nd Quarter	3rd Quarter	4th Quarter	Last Mile	Mile Rate	Distance Travelled	Gross Time/ Margin
												0:37.56 (0:30.96)	1:08.40 (0:30.83)	1:36.28 (0:27.88)	2:06.18 (0:29.90)				
1	2	THELONGROADOFHOPE	52.96	0:28.02	03.90	07.28	14.24	1:01.93	0:58.81	0:57.07	0:07.17 [4]	0:38.31 [4]	1:09.11 [5]	1:37.13 [3]	2:06.18	1:59.00	1:58.75	+13m	2:06.18
		Brent Murphy	Q3	Q3			202m	811m	810m	810m	102m	405m	405m	405m	405m				
2	1	BETTING ATTACK	53.32	0:27.98	03.90	07.25	13.97	1:01.71	0:58.78	0:57.51	0:07.04 [3]	0:37.94 [2]	1:08.75 [3]	1:36.73 [2]	2:06.26	1:59.22	1:58.83	+8m	1.02m
		Taylor Youl	Q1	Q3			201m	810m	808m	807m	101m	405m	405m	403m	405m				
3	3	DIAMONDONTHEROCKS	54.22	0:27.88	03.69	06.89	13.55	1:01.79	0:58.72	0:58.11	0:06.61 [1]	0:37.56 [1]	1:08.40 [1]	1:36.28 [1]	2:06.51	1:59.90	1:59.06	+9m	4.36m
		David Miles	Lead	Q3			202m	810m	809m	808m	101m	405m	405m	404m	404m				
4	7	OPERTSER	53.57	0:27.99	04.11	07.69	15.04	1:02.27	0:58.52	0:56.84	0:07.50 [8]	0:39.24 [9]	1:09.78 [10]	1:37.77 [8]	2:06.62	1:59.11	1:59.17	+18m	5.91m
		Liam Older	Q3	Q3			203m	818m	810m	808m	102m	412m	406m	404m	404m				
5	5	SEASIDE LADY	53.46	0:28.28	03.76	07.00	13.90	1:02.16	0:58.78	0:57.71	0:06.77 [2]	0:38.43 [5]	1:08.93 [4]	1:37.22 [5]	2:06.66	1:59.87	1:59.20	+31m	6.32m
		Taylor Ford	Lead	Q3			202m	821m	817m	819m	101m	411m	410m	407m	412m				
6	11	FIRESIDE	53.35	0:27.99	04.09	07.53	14.86	1:01.68	0:58.61	0:57.46	0:07.78 [9]	0:38.84 [7]	1:09.46 [8]	1:37.45 [6]	2:06.92	1:59.14	1:59.44	+23m	9.82m
		Nicholas O'Connor	Q3	Q3			203m	814m	810m	810m	108m	409m	405m	405m	405m				
7	12	MISTY ALWAYS	53.06	0:28.10	04.12	07.64	15.23	1:01.85	0:58.44	0:57.38	0:07.95 [10]	0:39.46 [10]	1:09.80 [9]	1:37.90 [9]	2:07.18	1:59.23	1:59.69	+38m	13.3m
		Chris Svanosio	Q3	Q3			202m	821m	817m	820m	108m	410m	410m	407m	413m				

Note: Timing is based on positional data.

[ ] Indicates rank at the end of each section


--:-- No data available for this section

N/A Information not available

# Ballarat-Professional-2026-06-25

Race 1: ballarattrottingclub.com.au 4YO & OLDER MAIDEN PACE - 1710m

25 June 2026 - 5:41PM



HARNESS RACING VICTORIA



RANK	TAB	Horse/Driver	Top Speed (Km/h)	Fastest Section	First 50m	First 100m	First 200m	First Half	Middle Half	Last Half	Lead Time	1st Quarter	2nd Quarter	3rd Quarter	4th Quarter	Last Mile	Mile Rate	Distance Travelled	Gross Time/Margin
												0:06.61	0:37.56 (0:30.96)	1:08.40 (0:30.83)	1:36.28 (0:27.88)				
8	10	LIV ON LOVE	53.06	0:28.28	03.89	07.28	14.53	1:01.78	0:58.75	0:58.12	0:07.45 [7]	0:38.75 [6]	1:09.23 [6]	1:37.52 [7]	2:07.36	1:59.90	1:59.86	+35m	15.74m
		Leilani Justice	Q3	Q3			203m	820m	816m	819m	106m	410m	410m	406m	413m				
9	6	IMAGUNNARESTNGO	51.80	0:28.78	03.98	07.44	14.60	1:02.18	0:59.30	0:58.13	0:07.28 [5]	0:38.95 [8]	1:09.47 [7]	1:38.24 [10]	2:07.60	2:00.31	2:00.09	+32m	19.04m
		Jason Hackett	Q3	Q3			203m	829m	820m	811m	101m	416m	414m	406m	405m				
10	8	DULCIE MAUREEN	53.06	0:28.55	03.90	07.24	14.30	1:01.23	0:59.07	1:00.16	0:07.35 [6]	0:38.07 [3]	1:08.59 [2]	1:37.14 [4]	2:08.76	2:01.39	2:01.18	+26m	34.6m
		Hannah Parish	Q1	Q3			201m	816m	815m	813m	106m	407m	409m	405m	408m				

Scratched: JUST LIKE NUGGET (4), SOFT LANDING (9)

Note: Timing is based on positional data.

[ ] Indicates rank at the end of each section


--:-- No data available for this section

N/A Information not available

# Ballarat-Professional-2026-06-25

## Race 2: 7+ MAIDEN TROT - 2200m

25 June 2026 - 6:12PM



HARNESS RACING VICTORIA



RANK	TAB	Horse/ Driver	Top Speed (Km/h)	Fastest Section	First 50m	First 100m	First 200m	First Half	Middle Half	Last Half	Lead Time 0:45.19	1st Quarter	2nd Quarter	3rd Quarter	4th Quarter	Last Mile	Mile Rate	Distance Travelled	Gross Time/ Margin
												1:18.05 (0:32.86)	1:49.47 (0:31.42)	2:20.49 (0:31.02)	2:50.91 (0:30.42)				
1	2	NEDZA THRILLER	52.67	0:29.68	03.74	07.08	14.73	1:04.26	1:02.41	1:00.78	0:45.87 [4]	1:18.81 [5]	1:50.13 [5]	2:21.23 [6]	2:50.91	2:05.04	2:05.02	+10m	2:50.91
		Liam Older	Lead	Q4			202m	808m	809m	809m	593m	403m	405m	404m	405m				
2	5	BIG RAIN	53.21	0:30.26	03.72	06.98	14.33	1:04.28	1:02.44	1:01.36	0:45.57 [3]	1:18.52 [3]	1:49.86 [3]	2:20.95 [3]	2:51.22	2:05.64	2:05.25	+10m	4:17m
		Chris Alford	Lead	Q4			203m	808m	809m	809m	593m	403m	405m	404m	406m				
3	12	ROCKINWITHSASS	51.55	0:30.81	03.84	07.20	14.96	1:04.28	1:02.44	1:01.83	0:45.19 [1]	1:18.05 [1]	1:49.47 [1]	2:20.49 [1]	2:51.31	2:06.11	2:05.32	+27m	5:36m
		David Miles	Lead	Q4			204m	809m	811m	809m	609m	403m	406m	405m	405m				
4	11	ALCOMBZ	51.34	0:29.84	04.04	07.53	15.80	1:04.13	1:01.47	1:00.16	0:47.06 [9]	1:19.55 [9]	1:51.18 [9]	2:21.01 [4]	2:51.33	2:04.28	2:05.33	+45m	5:61m
		Josh Duggan	Q3	Q3			204m	819m	817m	817m	609m	410m	409m	407m	410m				
5	10	EL UNO	53.71	0:30.57	04.02	07.39	15.12	1:04.39	1:02.53	1:01.45	0:46.53 [7]	1:19.26 [8]	1:50.91 [8]	2:21.79 [8]	2:52.38	2:05.84	2:06.10	+15m	19:67m
		Glenn Conroy	Lead	Q4			202m	808m	809m	808m	599m	403m	405m	404m	404m				
6	6	ARIVADERCHI	50.15	0:30.81	03.90	07.42	15.12	1:03.94	1:02.42	1:02.19	0:47.25 [10]	1:19.57 [10]	1:51.19 [10]	2:22.00 [10]	2:53.38	2:06.13	2:06.83	+28m	33:14m
		Brett Shipway	Q3	Q3			203m	808m	812m	820m	601m	403m	405m	407m	413m				
7	3	ISLAND RUBEE	50.65	0:31.20	03.88	07.30	14.75	1:04.49	1:02.92	1:03.12	0:45.88 [5]	1:18.66 [4]	1:50.37 [6]	2:21.56 [7]	2:53.50	2:07.61	2:06.92	+31m	34:72m
		Rory Coverdale	Lead	Q3			202m	817m	815m	818m	597m	408m	409m	406m	412m				

Note: Timing is based on positional data.

[ ] Indicates rank at the end of each section


--:-- No data available for this section

N/A Information not available

# Ballarat-Professional-2026-06-25

## Race 2: 7+ MAIDEN TROT - 2200m

25 June 2026 - 6:12PM



HARNESS RACING VICTORIA



RANK	TAB	Horse/Driver	Top Speed (Km/h)	Fastest Section	First 50m	First 100m	First 200m	First Half	Middle Half	Last Half	Lead Time	1st Quarter	2nd Quarter	3rd Quarter	4th Quarter	Last Mile	Mile Rate	Distance Travelled	Gross Time/Margin
												0:45.19	1:18.05 (0:32.86)	1:49.47 (0:31.42)	2:20.49 (0:31.02)				
8	4	SHE DRIVES ME	50.00	0:31.16	03.97	07.43	15.11	1:04.45	1:02.90	1:02.75	0:46.32 [6]	1:19.03 [7]	1:50.77 [7]	2:21.92 [9]	2:53.52	2:07.20	2:06.93	+32m	35.02m
		Ginger Gleeson	Lead	Q3			203m	817m	815m	814m		600m	408m	409m	406m				
9	7	MI BOW	51.12	0:31.13	03.90	07.35	14.57	1:04.50	1:02.86	1:03.96	0:45.54 [2]	1:18.31 [2]	1:50.04 [4]	2:21.16 [5]	2:54.00	2:08.46	2:07.29	+30m	41.45m
		James Herbertson	Lead	Q3			204m	818m	815m	815m		598m	408m	410m	406m				
10	9	CHAMPAGNESALLY	50.47	0:30.77	04.02	07.53	15.50	1:03.03	1:01.88	1:05.21	0:46.64 [8]	1:18.89 [6]	1:49.66 [2]	2:20.77 [2]	2:54.88	2:08.24	2:07.92	+37m	53.19m
		Jordan Leedham	Q2	Q2			203m	819m	815m	815m		603m	410m	409m	406m				
11	1	KYVALLEY JOKER	49.75	0:29.89	05.31	10.81	20.15	1:02.19	1:00.16	1:01.52	0:54.73 [12]	1:26.65 [12]	1:56.92 [11]	2:26.81 [11]	2:58.44	2:03.71	2:10.53	+19m	100.89m
		Jackie Barker	Q2	Q3			201m	814m	814m	807m		598m	404m	409m	404m				
12	8	SOLO SAPPHIRE	49.28	0:30.07	04.60	08.54	21.49	1:02.72	1:00.75	1:01.44	0:54.36 [11]	1:26.40 [11]	1:57.08 [12]	2:27.14 [12]	2:58.52	2:04.16	2:10.59	+71m	102.06m
		Nick Youngson	Q2	Q3			200m	808m	808m	807m		656m	403m	405m	403m				

Note: Timing is based on positional data.

[ ] Indicates rank at the end of each section


-:--:- No data available for this section

N/A Information not available

# Ballarat-Professional-2026-06-25

## Race 3: BLACK HORSE NATURALS PACE - 2200m

25 June 2026 - 6:39PM



HARNESS RACING VICTORIA




RANK	TAB	Horse/Driver	Top Speed (Km/h)	Fastest Section	First 50m	First 100m	First 200m	First Half	Middle Half	Last Half	Lead Time	1st Quarter	2nd Quarter	3rd Quarter	4th Quarter	Last Mile	Mile Rate	Distance Travelled	Gross Time/Margin
												0:42.10	1:11.92 (0:29.82)	1:42.78 (0:30.86)	2:12.90 (0:30.12)				
1	7	MY BEAUTIFUL LIFE	53.86	0:28.63	03.86	07.30	14.64	0:59.63	1:00.78	0:58.71	0:44.10 [9]	1:13.03 [8]	1:43.73 [6]	2:13.81 [6]	2:42.44	1:58.34	1:58.82	+15m	2:42.44
		Karen Kendall	Q4	Q4			203m	807m	809m	811m	596m	404m	404m	405m	406m				
2	2	WICHITA KANSAS	55.33	0:29.04	03.64	06.78	13.60	1:00.68	1:00.99	0:59.18	0:42.65 [4]	1:12.48 [5]	1:43.34 [4]	2:13.49 [5]	2:42.53	1:59.86	1:58.89	+21m	1.25m
		Leilani Justice	Lead	Q4			203m	809m	809m	815m	597m	405m	404m	405m	409m				
3	4	YNOBE NOVA	54.58	0:29.69	03.62	06.80	13.91	1:00.66	1:00.67	0:59.51	0:42.96 [6]	1:12.65 [6]	1:43.62 [5]	2:13.32 [4]	2:43.13	2:00.17	1:59.33	+27m	9.27m
		Josh Duggan	Lead	Q1			203m	816m	813m	815m	596m	409m	407m	405m	410m				
4	8	BLUE MIKI	56.34	0:29.82	03.68	06.80	13.71	1:00.69	1:00.98	1:00.17	0:42.45 [2]	1:12.27 [2]	1:43.14 [2]	2:13.25 [2]	2:43.31	2:00.86	1:59.46	+15m	11.67m
		Brent Murphy	Lead	Q1			201m	810m	809m	809m	597m	406m	404m	405m	404m				
5	3	HURRICANE HOOLY	55.87	0:29.83	03.55	06.65	13.28	1:00.81	1:00.87	1:00.44	0:42.51 [3]	1:12.34 [3]	1:43.32 [3]	2:13.22 [3]	2:43.77	2:01.25	1:59.80	+25m	17.86m
		Jackie Barker	Lead	Q1			203m	816m	812m	812m	598m	409m	407m	405m	407m				
6	1	AVEIRO	56.34	0:29.82	03.57	06.66	13.25	1:00.67	1:00.98	1:01.08	0:42.10 [1]	1:11.92 [1]	1:42.78 [1]	2:12.90 [1]	2:43.85	2:01.75	1:59.86	+12m	18.95m
		Lauren White	Lead	Q1			202m	809m	809m	809m	593m	406m	404m	405m	404m				
7	6	SUPER CODE	52.52	0:29.46	03.75	07.06	14.08	1:01.34	1:02.19	1:00.54	0:42.83 [5]	1:12.28 [4]	1:44.17 [9]	2:14.47 [10]	2:44.71	2:01.88	2:00.48	+37m	30.43m
		Brett Holloway	Lead	Q1			204m	823m	818m	811m	603m	412m	411m	408m	404m				

Note: Timing is based on positional data.

[ ] Indicates rank at the end of each section

--:-- No data available for this section

N/A Information not available



HARNESS RACING VICTORIA

# Ballarat-Professional-2026-06-25

## Race 3: BLACK HORSE NATURALS PACE - 2200m

25 June 2026 - 6:39PM



RANK	TAB	Horse/ Driver	Top Speed (Km/h)	Fastest Section	First 50m	First 100m	First 200m	First Half	Middle Half	Last Half	Lead Time	1st Quarter	2nd Quarter	3rd Quarter	4th Quarter	Last Mile	Mile Rate	Distance Travelled	Gross Time/ Margin
												0:42.10	1:11.92 (0:29.82)	1:42.78 (0:30.86)	2:12.90 (0:30.12)				
8	5	THE MOUNTAIN	52.78	0:29.32	03.74	07.03	14.25	0:59.53	1:00.26	1:00.64	0:44.56 [10]	1:13.89 [10]	1:44.10 [8]	2:14.15 [8]	2:44.74	2:00.17	2:00.51	+23m	30.9m
		Adrian Pace	Lead	Q1			204m	810m	808m	811m	602m	406m	403m	405m	407m				
9	10	ESCOBAR NZ	53.10	0:29.67	03.83	07.13	14.54	1:00.60	1:00.92	1:00.60	0:43.71 [8]	1:13.38 [9]	1:44.30 [10]	2:14.28 [9]	2:44.91	2:01.20	2:00.63	+31m	33.18m
		Ellen Tormey	Lead	Q1			203m	816m	812m	813m	602m	408m	407m	405m	409m				
10	9	JUSTLIKEDAVE	54.25	0:29.72	03.75	06.98	14.26	1:00.69	1:01.00	1:03.46	0:43.28 [7]	1:13.01 [7]	1:43.98 [7]	2:14.01 [7]	2:47.45	2:04.15	2:02.49	+30m	67.23m
		Jodi Quinlan	Lead	Q1			203m	815m	812m	814m	601m	408m	407m	405m	410m				

Note: Timing is based on positional data.

[ ] Indicates rank at the end of each section


--:--:-- No data available for this section

N/A Information not available

# Ballarat-Professional-2026-06-25

## Race 4: THE CLEANERS ROOM TROT - 1710m

25 June 2026 - 7:05PM



HARNESS RACING VICTORIA



RANK	TAB	Horse/ Driver	Top Speed (Km/h)	Fastest Section	First 50m	First 100m	First 200m	First Half	Middle Half	Last Half	Lead Time 0:06.77	1st Quarter	2nd Quarter	3rd Quarter	4th Quarter	Last Mile	Mile Rate	Distance Travelled	Gross Time/ Margin
												0:37.77 (0:31.00)	1:09.87 (0:32.10)	1:38.70 (0:28.83)	2:07.86 (0:29.16)				
1	1	NO TELLING HEATHER	53.71	0:28.80	03.92	07.22	14.16	1:02.99	1:00.89	0:57.67	0:07.20 [4]	0:38.09 [3]	1:10.18 [3]	1:38.99 [3]	2:07.86	2:00.66	2:00.33	+9m	2:07.86
		Brett Holloway	Q3	Q3			201m	808m	809m	810m		101m	404m	403m	406m				
2	4	NIGHT FLIGHT	54.29	0:28.83	03.65	06.85	13.81	1:03.10	1:00.93	0:58.10	0:06.77 [1]	0:37.77 [1]	1:09.87 [1]	1:38.70 [1]	2:07.97	2:01.20	2:00.44	+9m	1.48m
		Ewa Justice	Lead	Q3			201m	808m	810m	811m		100m	404m	404m	407m				
3	2	POPPY POPSTAR	53.60	0:28.72	03.89	07.25	14.33	1:03.04	1:00.79	0:58.52	0:07.14 [3]	0:38.11 [4]	1:10.18 [4]	1:38.90 [2]	2:08.71	2:01.56	2:01.13	+22m	11.33m
		James Herbertson	Q3	Q3			202m	816m	814m	816m		100m	408m	407m	406m				
4	5	AI SEDHAI	52.85	0:29.16	03.77	07.05	14.02	1:02.97	1:01.23	0:59.04	0:06.91 [2]	0:37.82 [2]	1:09.88 [2]	1:39.04 [4]	2:08.92	2:02.01	2:01.33	+15m	14.16m
		Jackie Barker	Lead	Q3			203m	814m	811m	810m		100m	408m	407m	404m				
5	9	SCAR	52.52	0:29.06	03.96	07.36	14.78	1:02.96	1:01.09	0:58.60	0:07.51 [7]	0:38.44 [6]	1:10.48 [6]	1:39.54 [6]	2:09.08	2:01.56	2:01.48	+21m	16.35m
		Robert Young	Q3	Q3			202m	816m	811m	811m		104m	409m	407m	404m				
6	7	JAKARTA NZ	53.10	0:28.70	04.12	07.76	15.48	1:03.35	1:00.60	0:58.22	0:07.78 [9]	0:39.23 [9]	1:11.13 [9]	1:39.83 [8]	2:09.36	2:01.56	2:01.74	+23m	20.1m
		Jodi Quinlan	Q3	Q3			202m	814m	815m	817m		101m	407m	408m	407m				
7	10	NOBLE COUNT NZ	53.78	0:28.52	03.96	07.48	15.12	1:02.99	1:00.40	0:58.71	0:07.74 [8]	0:38.85 [7]	1:10.72 [7]	1:39.24 [5]	2:09.43	2:01.70	2:01.81	+29m	21.0m
		Leilani Justice	Q3	Q3			202m	817m	815m	818m		105m	409m	408m	407m				

Note: Timing is based on positional data.

[ ] Indicates rank at the end of each section

:-:-- No data available for this section

N/A Information not available



HARNESS RACING VICTORIA

# Ballarat-Professional-2026-06-25

## Race 4: THE CLEANERS ROOM TROT - 1710m

25 June 2026 - 7:05PM



RANK	TAB	Horse/ Driver	Top Speed (Km/h)	Fastest Section	First 50m	First 100m	First 200m	First Half	Middle Half	Last Half	Lead Time	1st Quarter	2nd Quarter	3rd Quarter	4th Quarter	Last Mile	Mile Rate	Distance Travelled	Gross Time/ Margin
												0:37.77 (0:31.00)	1:09.87 (0:32.10)	1:38.70 (0:28.83)	2:07.86 (0:29.16)				
8	6	<b>VOLSTEDSDELIGHT</b>	<b>53.10</b>	<b>0:29.17</b>	<b>03.88</b>	<b>07.24</b>	<b>14.66</b>	1:03.65	1:01.17	0:58.89	0:07.13 [5]	<b>0:38.78 [8]</b>	<b>1:10.78 [8]</b>	<b>1:39.94 [9]</b>	<b>2:09.66</b>	2:02.54	2:02.03	<b>+12m</b>	<b>24.15m</b>
		John Caldwell	Q3	Q3			202m	812m	807m	809m		101m	408m	404m	403m				
9	3	<b>BLACK AND GOLD</b>	<b>52.02</b>	<b>0:29.35</b>	<b>03.97</b>	<b>07.49</b>	<b>15.04</b>	1:03.77	1:01.00	0:59.31	0:07.47 [6]	<b>0:39.60 [10]</b>	<b>1:11.24 [10]</b>	<b>1:40.59 [10]</b>	<b>2:10.56</b>	2:03.08	2:02.87	<b>+13m</b>	<b>36.21m</b>
		Brett Shipway	Q3	Q3			202m	813m	807m	808m		101m	409m	404m	403m				
10	8	<b>VICTREE VIC</b>	<b>52.45</b>	<b>0:29.16</b>	<b>04.03</b>	<b>07.47</b>	<b>14.90</b>	1:02.70	1:01.25	1:00.94	0:07.76 [10]	<b>0:38.37 [5]</b>	<b>1:10.47 [5]</b>	<b>1:39.63 [7]</b>	<b>2:11.42</b>	2:03.64	2:03.68	<b>+12m</b>	<b>47.65m</b>
		David Miles	Q3	Q3			201m	808m	808m	808m		106m	404m	404m	405m				

Note: Timing is based on positional data.

[ ] Indicates rank at the end of each section


--:--:-- No data available for this section

N/A Information not available

# Ballarat-Professional-2026-06-25

## Race 5: HIP POCKET WORKWEAR & SAFETY CONCESSION DRIVERS TROT - 2200m

25 June 2026 - 7:30PM



HARNESS RACING VICTORIA



RANK	TAB	Horse/Driver	Top Speed (Km/h)	Fastest Section	First 50m	First 100m	First 200m	First Half	Middle Half	Last Half	Lead Time	1st Quarter	2nd Quarter	3rd Quarter	4th Quarter	Last Mile	Mile Rate	Distance Travelled	Gross Time/Margin
												0:43.53	1:15.38 (0:31.85)	1:47.64 (0:32.26)	2:18.22 (0:30.57)				
1	5	APEX	54.97	0:30.26	03.61	06.76	13.40	1:04.10	1:02.85	1:00.85	0:43.53 [1]	1:15.38 [1]	1:47.64 [1]	2:18.22 [1]	2:48.49	2:04.95	2:03.25	+12m	2:48.49
		Olivia Jardine	Lead	Q4			203m	809m	810m	809m		594m	405m	404m	405m				
2	1	ITGETSBETTER	52.85	0:29.83	03.81	07.10	14.12	1:04.10	1:02.81	1:00.39	0:44.20 [3]	1:16.05 [3]	1:48.30 [4]	2:18.87 [5]	2:48.70	2:04.49	2:03.40	+11m	2:75m
		Nicholas O'Connor	Lead	Q4			202m	808m	809m	809m		594m	404m	404m	405m				
3	8	METRO SWISH NZ	50.65	0:30.10	03.98	07.43	15.21	1:03.08	1:01.72	1:00.52	0:45.14 [6]	1:16.60 [5]	1:48.22 [3]	2:18.31 [2]	2:48.73	2:03.60	2:03.43	+31m	3:21m
		Hannah Parish	Lead	Q3			202m	816m	812m	812m		603m	408m	408m	405m				
4	6	SILENT REVERIE	55.51	0:30.24	03.69	06.85	13.49	1:04.12	1:02.82	1:00.80	0:43.88 [2]	1:15.74 [2]	1:48.00 [2]	2:18.57 [3]	2:48.82	2:04.92	2:03.49	+11m	4.4m
		Luke Sutherland	Lead	Q4			203m	808m	809m	808m		594m	404m	404m	405m				
5	4	SHEZALOVER	50.08	0:30.11	03.87	07.45	15.17	1:03.09	1:01.76	1:00.39	0:45.48 [8]	1:16.93 [7]	1:48.57 [6]	2:18.68 [4]	2:48.96	2:03.48	2:03.60	+30m	6.26m
		Louis Emerson	Lead	Q3			202m	817m	813m	813m		601m	408m	408m	405m				
6	2	BETSY ANNE	51.52	0:30.08	03.85	07.22	14.34	1:04.12	1:02.66	1:00.49	0:44.46 [4]	1:16.33 [4]	1:48.59 [5]	2:18.99 [7]	2:49.08	2:04.61	2:03.68	+14m	7.8m
		Stacie Carbone	Lead	Q4			202m	808m	809m	812m		594m	404m	404m	405m				
7	3	ALLWATFUNJINGLES	51.12	0:29.99	03.86	07.28	14.75	1:04.13	1:02.60	1:00.42	0:44.66 [5]	1:16.62 [6]	1:48.79 [7]	2:19.22 [8]	2:49.21	2:04.55	2:03.77	+11m	9.55m
		Riley Pace	Lead	Q4			202m	808m	808m	811m		592m	405m	404m	405m				

Note: Timing is based on positional data.

[ ] Indicates rank at the end of each section

--:-- No data available for this section

N/A Information not available

# Ballarat-Professional-2026-06-25



HARNESS RACING VICTORIA

## Race 5: HIP POCKET WORKWEAR & SAFETY CONCESSION DRIVERS TROT - 2200m

25 June 2026 - 7:30PM



RANK	TAB	Horse/ Driver	Top Speed (Km/h)	Fastest Section	First 50m	First 100m	First 200m	First Half	Middle Half	Last Half	Lead Time	1st Quarter	2nd Quarter	3rd Quarter	4th Quarter	Last Mile	Mile Rate	Distance Travelled	Gross Time/ Margin
			50.15	0:30.02								0:43.53	1:15.38 (0:31.85)	1:47.64 (0:32.26)	2:18.22 (0:30.57)	2:48.49 (0:30.27)			
8	7	BAARLINEE					15.45	1:03.62	1:02.02	1:02.23	0:45.21 [7]	1:16.83 [8]	1:48.82 [8]	2:18.84 [6]	2:51.06	2:05.85			
		Trent Fiscalini	Lead	Q3	03.87	07.35		203m	812m	815m	817m	602m	(0:31.62)	(0:32.00)	(0:30.02)	(0:32.21)		2:05.13	+32m

Scratched: THE FIERY SUNSET (9)

Note: Timing is based on positional data.

[ ] Indicates rank at the end of each section


--:--:-- No data available for this section

N/A Information not available

# Ballarat-Professional-2026-06-25

## Race 6: BC ELECTRICAL PACE - 1710m

25 June 2026 - 8:00PM



HARNESS RACING VICTORIA



RANK	TAB	Horse/ Driver	Top Speed (Km/h)	Fastest Section	First 50m	First 100m	First 200m	First Half	Middle Half	Last Half	Lead Time 0:06.61	1st Quarter	2nd Quarter	3rd Quarter	4th Quarter	Last Mile	Mile Rate	Distance Travelled	Gross Time/ Margin
												0:37.17 (0:30.56)	1:07.32 (0:30.15)	1:34.74 (0:27.42)	2:02.76 (0:28.02)				
1	3	KISS ME MINI NZ	55.33	0:27.28	03.84	07.14	14.26	1:00.80	0:57.44	0:54.74	0:07.16 [4]	0:37.81 [5]	1:07.97 [5]	1:35.25 [4]	2:02.71	1:55.54	1:55.48	+7m	2:02.71
		Jordan Leedham	Q3	Q3			202m	809m	808m	808m		101m	404m	404m	404m				
2	2	LEAVEMEOUT	55.55	0:27.42	03.52	06.67	13.60	1:00.71	0:57.56	0:55.43	0:06.61 [1]	0:37.17 [1]	1:07.32 [1]	1:34.74 [1]	2:02.76	1:56.14	1:55.53	+4m	0.7m
		Chris Alford	Lead	Q3			202m	808m	807m	807m		100m	404m	404m	404m				
3	7	KATUNGA EXPRESS	55.33	0:27.24	03.98	07.59	14.90	1:00.68	0:57.40	0:54.63	0:07.52 [7]	0:38.05 [7]	1:08.21 [7]	1:35.45 [6]	2:02.85	1:55.31	1:55.62	+7m	1.93m
		Ellen Tormey	Q3	Q3			203m	809m	808m	808m		100m	405m	404m	404m				
4	4	CELESTIAL ZODIAC	55.30	0:27.42	03.86	07.25	14.30	1:00.65	0:57.61	0:55.04	0:07.16 [5]	0:37.62 [4]	1:07.81 [4]	1:35.23 [5]	2:02.86	1:55.69	1:55.62	+22m	2.06m
		Luke Dunne	Q3	Q3			202m	817m	813m	815m		100m	409m	408m	405m				
5	6	SWEET IRISH LOCH	55.55	0:27.36	03.89	07.42	14.62	1:00.72	0:57.56	0:54.76	0:07.41 [6]	0:37.95 [6]	1:08.12 [6]	1:35.52 [7]	2:02.89	1:55.48	1:55.66	+22m	2.49m
		Adrian Pace	Q4	Q4			203m	817m	813m	815m		100m	409m	408m	405m				
6	1	SHAZZA LOVE	55.26	0:27.32	03.73	06.93	13.95	1:00.75	0:57.51	0:56.05	0:06.85 [3]	0:37.41 [3]	1:07.60 [3]	1:34.93 [2]	2:03.66	1:56.80	1:56.38	+6m	12.77m
		Josh Duggan	Q3	Q3			201m	807m	808m	809m		100m	403m	404m	405m				
7	5	MONTANA PRIDE	54.97	0:27.46	03.63	06.88	13.86	1:00.83	0:57.67	0:56.34	0:06.77 [2]	0:37.39 [2]	1:07.59 [2]	1:35.06 [3]	2:03.94	1:57.17	1:56.65	+16m	16.6m
		James Herbertson	Q3	Q3			203m	815m	812m	811m		100m	408m	407m	405m				

Note: Timing is based on positional data.

[ ] Indicates rank at the end of each section


:-:-- No data available for this section

N/A Information not available

# Ballarat-Professional-2026-06-25

## Race 7: MICHEAL UNWIN WINES PACE - 1710m

25 June 2026 - 8:30PM



HARNESS RACING VICTORIA



RANK	TAB	Horse/Driver	Top Speed (Km/h)	Fastest Section	First 50m	First 100m	First 200m	First Half	Middle Half	Last Half	Lead Time	1st Quarter	2nd Quarter	3rd Quarter	4th Quarter	Last Mile	Mile Rate	Distance Travelled	Gross Time/Margin
												0:36.38 (0:29.98)	1:07.62 (0:31.24)	1:37.07 (0:29.45)	2:05.09 (0:28.02)				
1	4	REIGN EM IN	55.12	0:28.02	03.59	06.77	13.52	1:01.22	1:00.69	0:57.47	0:06.40 [1]	0:36.38 [1]	1:07.62 [1]	1:37.07 [1]	2:05.09	1:58.69	1:57.72	+8m	2:05.09
		James Herbertson	Lead	Q4			202m	808m	809m	810m	100m	404m	404m	405m	405m				
2	3	ALL DONE TARA	56.02	0:27.54	03.89	07.24	14.25	1:01.21	1:00.61	0:56.91	0:07.09 [5]	0:37.05 [3]	1:08.30 [3]	1:37.68 [4]	2:05.22	1:58.12	1:57.85	+10m	1.84m
		Ellen Tormey	Q4	Q4			202m	808m	809m	809m	102m	404m	404m	405m	405m				
3	2	CALYPSO MISTRESS	54.94	0:27.83	03.75	06.99	13.91	1:01.18	1:00.66	0:57.25	0:06.80 [2]	0:36.75 [2]	1:07.98 [2]	1:37.40 [2]	2:05.24	1:58.43	1:57.87	+9m	2.11m
		Jackie Barker	Q4	Q4			201m	809m	807m	809m	101m	404m	404m	403m	406m				
4	5	SWEET GEM	54.72	0:27.89	03.82	07.23	14.48	1:01.48	1:00.12	0:56.77	0:07.15 [4]	0:37.39 [4]	1:08.63 [4]	1:37.51 [3]	2:05.40	1:58.25	1:58.01	+14m	4.18m
		Taylor Youl	Q4	Q4			202m	810m	810m	812m	102m	404m	405m	405m	408m				
5	7	GOODTIME CAPTAIN	55.91	0:27.74	03.85	07.41	14.93	1:02.06	0:59.99	0:56.53	0:07.11 [6]	0:37.97 [6]	1:09.18 [6]	1:37.97 [6]	2:05.71	1:58.59	1:58.31	+16m	8.34m
		Josh Duggan	Q4	Q4			203m	812m	811m	814m	100m	407m	406m	405m	409m				
6	6	IM THE REASON	54.65	0:28.21	03.82	07.28	14.70	1:01.82	1:00.08	0:57.07	0:07.09 [3]	0:37.69 [5]	1:08.91 [5]	1:37.76 [5]	2:05.98	1:58.89	1:58.56	+14m	12.02m
		Michael Bellman	Q4	Q4			202m	810m	810m	814m	101m	405m	405m	405m	409m				

Scratched: SOMETUFFLUV (1)

Note: Timing is based on positional data.

[ ] Indicates rank at the end of each section


--:-- No data available for this section

N/A Information not available

# Ballarat-Professional-2026-06-25

## Race 8: BBQ'S GALORE BALLARAT MARES PACE - 2200m

25 June 2026 - 9:04PM



HARNESS RACING VICTORIA



RANK	TAB	Horse/ Driver	Top Speed (Km/h)	Fastest Section	First 50m	First 100m	First 200m	First Half	Middle Half	Last Half	Lead Time 0:46.64	1st Quarter	2nd Quarter	3rd Quarter	4th Quarter	Last Mile	Mile Rate	Distance Travelled	Gross Time/ Margin
												1:20.07 (0:33.43)	1:52.14 (0:32.07)	2:20.47 (0:28.33)	2:48.72 (0:28.25)				
1	5	QUICK CRUNCH	55.33	0:28.25	03.74	06.88	13.74	1:05.51	1:00.40	0:56.56	0:46.64 [1]	1:20.07 [1]	1:52.14 [1]	2:20.47 [1]	2:48.72	2:02.09	2:03.42	+12m	2:48.72
		Taylor Ford	Lead	Q4			202m	808m	808m	809m		595m	404m	403m	404m				
2	6	IFYOULOVEMELETMEGO	54.76	0:28.15	03.96	07.38	14.87	1:05.25	1:00.25	0:56.45	0:47.03 [3]	1:20.33 [2]	1:52.28 [2]	2:20.57 [2]	2:48.73	2:01.70	2:03.43	+30m	0.12m
		Hannah Lewis	Q3	Q4			203m	816m	813m	814m		600m	408m	408m	406m				
3	1	ETIZ AMODEL	54.61	0:28.31	03.95	07.32	14.49	1:05.51	1:00.46	0:56.73	0:47.25 [4]	1:20.72 [5]	1:52.76 [5]	2:21.17 [6]	2:49.48	2:02.24	2:03.98	+14m	10.16m
		Adrian Pace	Q3	Q4			201m	808m	809m	811m		595m	405m	404m	406m				
4	3	DOT BALL	54.43	0:28.17	03.95	07.33	14.59	1:05.52	1:00.21	0:56.41	0:47.57 [6]	1:21.06 [7]	1:53.11 [7]	2:21.28 [7]	2:49.52	2:01.93	2:04.00	+19m	10.68m
		Liam Older	Q3	Q3			203m	809m	811m	814m		597m	405m	404m	407m				
5	2	EASY ROLLING	54.36	0:28.37	03.82	07.12	14.13	1:05.51	1:00.43	0:57.26	0:46.94 [2]	1:20.40 [3]	1:52.46 [3]	2:20.83 [3]	2:49.72	2:02.77	2:04.15	+11m	13.36m
		Jodi Quinlan	Q3	Q3			202m	808m	808m	809m		594m	404m	404m	404m				
6	7	TACTICS ARE ROLLIN	54.50	0:27.99	04.11	07.75	15.26	1:05.19	0:59.95	0:57.05	0:47.74 [7]	1:20.97 [6]	1:52.93 [6]	2:20.93 [5]	2:49.99	2:02.24	2:04.35	+37m	17.05m
		Hannah Parish	Q3	Q3			203m	817m	816m	820m		601m	408m	408m	408m				
7	4	RENNIE TIN TIN	54.32	0:28.28	03.83	07.07	14.19	1:05.20	1:00.20	0:58.41	0:47.37 [5]	1:20.65 [4]	1:52.56 [4]	2:20.86 [4]	2:51.00	2:03.61	2:05.09	+28m	30.52m
		Ben Xiriha	Q3	Q3			204m	816m	813m	814m		599m	408m	408m	405m				

Note: Timing is based on positional data.

[ ] Indicates rank at the end of each section

--:-- No data available for this section

N/A Information not available