


Ballarat-Professional-2026-04-23

Race 1: BALLARAT GROUND WORKS TROT - 2200m

23 April 2026 - 6:07PM



HARNESS RACING VICTORIA



| RANK | TAB | Horse/ Driver | Top Speed (Km/h) | Fastest Section | First 50m | First 100m | First 200m | First Half | Middle Half | Last Half | Lead Time 0:45.50 | 1st Quarter | 2nd Quarter | 3rd Quarter | 4th Quarter | Last Mile | Mile Rate | Distance Travelled | Gross Time/ Margin |
|------|-----|------------------|---------------------|-----------------|-----------|------------|------------|------------|-------------|-----------|----------------------|----------------------|----------------------|----------------------|----------------------|-----------|-----------|--------------------|-----------------------|
| | | | | | | | | | | | | 1:17.00 (0:31.50) | 1:47.70 (0:30.70) | 2:16.80 (0:29.10) | 2:45.30 (0:28.50) | | | | |
| 1 | 7 | KAMARAN | 52.60 | 0:28.59 | 03.82 | 07.18 | 14.10 | 1:02.28 | 1:00.05 | 0:57.69 | 0:45.32 [1] | 1:16.65 [1] | 1:47.60 [1] | 2:16.70 [1] | 2:45.30 | 1:59.97 | 2:00.92 | +15m | 2:45.30 |
| | | Kerryn Manning | Q4 | Q4 | | | 203m | 805m | 807m | 810m | | 602m | 403m | 402m | 405m | | | | |
| 2 | 4 | PROHIBITED GRACE | 56.05 | 0:28.28 | 03.71 | 06.86 | 13.42 | 1:02.24 | 1:00.02 | 0:57.38 | 0:45.68 [2] | 1:17.00 [2] | 1:47.92 [2] | 2:17.02 [2] | 2:45.31 | 1:59.62 | 2:00.92 | +7m | 0.03m |
| | | Matthew Whittle | Lead | Q4 | | | 202m | 805m | 807m | 810m | | 593m | 403m | 402m | 405m | | | | |
| 3 | 10 | QUEEN KIZEN NZ | 54.36 | 0:28.56 | 03.78 | 07.00 | 14.03 | 1:02.43 | 1:00.22 | 0:57.63 | 0:46.84 [8] | 1:18.14 [10] | 1:49.28 [10] | 2:18.37 [10] | 2:46.94 | 2:00.06 | 2:02.12 | +39m | 21.98m |
| | | John Caldwell | Lead | Q4 | | | 202m | 822m | 819m | 817m | | 600m | 410m | 412m | 407m | | | | |
| 4 | 8 | CENTURION DREAM | 51.95 | 0:29.08 | 04.07 | 07.57 | 14.91 | 1:02.23 | 1:00.15 | 0:58.32 | 0:46.44 [6] | 1:17.75 [7] | 1:48.66 [6] | 2:17.90 [7] | 2:46.98 | 2:00.55 | 2:02.15 | +12m | 22.5m |
| | | Michael Bellman | Lead | Q4 | | | 202m | 805m | 807m | 807m | | 599m | 403m | 402m | 404m | | | | |
| 5 | 6 | JAYS ALL THAT | 53.03 | 0:28.57 | 03.91 | 07.35 | 14.50 | 1:02.27 | 0:59.50 | 0:57.56 | 0:47.17 [10] | 1:18.52 [11] | 1:49.45 [11] | 2:18.03 [8] | 2:47.05 | 1:59.85 | 2:02.20 | +40m | 23.43m |
| | | Jodi Quinlan | Q4 | Q3 | | | 203m | 821m | 818m | 819m | | 600m | 410m | 411m | 407m | | | | |
| 6 | 1 | NUCLEAR ATTITUDE | 53.64 | 0:29.25 | 03.81 | 07.10 | 13.82 | 1:02.26 | 1:00.20 | 0:59.14 | 0:46.01 [3] | 1:17.31 [4] | 1:48.26 [5] | 2:17.51 [4] | 2:47.40 | 2:01.40 | 2:02.45 | +5m | 28.04m |
| | | Ginger Gleeson | Lead | Q3 | | | 202m | 805m | 807m | 809m | | 593m | 403m | 402m | 405m | | | | |
| 7 | 5 | NIGHT FLIGHT | 56.70 | 0:29.43 | 03.71 | 06.81 | 13.41 | 1:02.23 | 1:00.34 | 0:59.45 | 0:45.98 [4] | 1:17.30 [5] | 1:48.21 [4] | 2:17.64 [6] | 2:47.66 | 2:01.68 | 2:02.64 | +23m | 31.54m |
| | | Ewa Justice | Lead | Q3 | | | 203m | 817m | 813m | 812m | | 596m | 408m | 408m | 405m | | | | |

Note: Timing is based on positional data.

[] Indicates rank at the end of each section


--:-- No data available for this section

N/A Information not available

Ballarat-Professional-2026-04-23

Race 1: BALLARAT GROUND WORKS TROT - 2200m

23 April 2026 - 6:07PM



HARNESS RACING VICTORIA



| RANK | TAB | Horse/Driver | Top Speed (Km/h) | Fastest Section | First 50m | First 100m | First 200m | First Half | Middle Half | Last Half | Lead Time | 1st Quarter | 2nd Quarter | 3rd Quarter | 4th Quarter | Last Mile | Mile Rate | Distance Travelled | Gross Time/Margin |
|------|-----|-------------------------|------------------|-----------------|--------------|--------------|--------------|----------------|----------------|-----------|--------------|---------------------|----------------------|----------------------|----------------------|-----------|-----------|--------------------|-------------------|
| | | | | | | | | | | | | 0:45.50 | 1:17.00 (0:31.50) | 1:47.70 (0:30.70) | 2:16.80 (0:29.10) | | | | |
| 8 | 12 | RYMES | 51.23 | 0:29.44 | 03.86 | 07.28 | 15.88 | 1:01.34 | 1:00.37 | 0:59.74 | 0:46.68 [7] | 1:17.09 [3] | 1:48.02 [3] | 2:17.46 [3] | 2:47.77 | 2:01.08 | 2:02.72 | +55m | 33.09m |
| | | Jackie Barker | Lead | Q3 | | | 202m | 820m | 814m | 812m | 622m | 412m | 409m | 405m | 407m | | | | |
| 9 | 11 | SINGARA TED | 51.95 | 0:28.67 | 03.94 | 07.38 | 14.86 | 1:02.12 | 0:59.67 | 0:59.28 | 0:46.87 [9] | 1:17.99 [9] | 1:48.99 [9] | 2:17.65 [5] | 2:48.27 | 2:01.40 | 2:03.09 | +34m | 39.82m |
| | | Ashley Ainsworth | Q3 | Q3 | | | 203m | 812m | 814m | 817m | 606m | 405m | 407m | 407m | 410m | | | | |
| 10 | 3 | JUNGLE SPIDER | 53.75 | 0:29.40 | 03.87 | 07.20 | 13.87 | 1:02.26 | 1:00.34 | 0:59.81 | 0:46.28 [5] | 1:17.61 [6] | 1:48.54 [7] | 2:17.95 [9] | 2:48.36 | 2:02.07 | 2:03.15 | +24m | 40.92m |
| | | Robert Young | Lead | Q3 | | | 203m | 817m | 813m | 812m | 596m | 409m | 408m | 405m | 407m | | | | |
| 11 | 9 | KYVALLEY JAGGER | 51.95 | 0:29.31 | 03.93 | 07.31 | 14.51 | 0:59.95 | 0:59.32 | 0:59.44 | 0:50.87 [12] | 1:20.82 [12] | 1:50.82 [12] | 2:20.14 [12] | 2:50.27 | 1:59.39 | 2:04.55 | +31m | 66.53m |
| | | Joey Sharp | Lead | Q3 | | | 202m | 814m | 810m | 814m | 604m | 408m | 406m | 404m | 410m | | | | |
| 12 | 13 | THAT OTHER THING | 51.62 | 0:30.39 | 03.80 | 07.15 | 16.62 | 1:01.52 | 1:01.90 | 1:04.16 | 0:47.41 [11] | 1:17.79 [8] | 1:48.93 [8] | 2:19.70 [11] | 2:53.09 | 2:05.68 | 2:06.62 | +77m | 104.43m |
| | | Tina Ridis | Lead | Q1 | | | 201m | 829m | 820m | 811m | 638m | 415m | 413m | 406m | 404m | | | | |

Scratched: IM EDDIE (2)

Note: Timing is based on positional data.

[] Indicates rank at the end of each section


--:-- No data available for this section

N/A Information not available

Ballarat-Professional-2026-04-23

Race 2: BILLIES LEGENDS MAIDEN TROT - 1710m

23 April 2026 - 6:37PM



HARNESS RACING VICTORIA



| RANK | TAB | Horse/ Driver | Top Speed (Km/h) | Fastest Section | First 50m | First 100m | First 200m | First Half | Middle Half | Last Half | Lead Time 0:07.10 | 1st Quarter | 2nd Quarter | 3rd Quarter | 4th Quarter | Last Mile | Mile Rate | Distance Travelled | Gross Time/ Margin |
|------|-----|------------------|---------------------|-----------------|-----------|------------|------------|------------|-------------|-----------|----------------------|----------------------|----------------------|----------------------|----------------------|-----------|-----------|--------------------|-----------------------|
| | | | | | | | | | | | | 0:37.10 (0:30.00) | 1:09.40 (0:32.30) | 1:39.50 (0:30.10) | 2:09.00 (0:29.50) | | | | |
| 1 | 7 | BETTOR MAN | 51.55 | 0:29.56 | 03.86 | 07.27 | 14.10 | 1:02.50 | 1:02.30 | 0:59.54 | 0:06.98 [3] | 0:37.16 [2] | 1:09.48 [2] | 1:39.46 [2] | 2:09.04 | 2:02.04 | 2:01.44 | +20m | 2:09.04 |
| | | Jordan Leedham | Q1 | Q4 | | | 203m | 819m | 814m | 812m | 100m | 411m | 408m | 405m | 407m | | | | |
| 2 | 2 | DESERT ROYALE | 53.60 | 0:29.87 | 03.75 | 06.99 | 13.60 | 1:02.66 | 1:02.41 | 0:59.88 | 0:06.65 [1] | 0:36.91 [1] | 1:09.30 [1] | 1:39.32 [1] | 2:09.19 | 2:02.54 | 2:01.58 | +5m | 2:05m |
| | | Josh Duggan | Q1 | Q4 | | | 201m | 808m | 809m | 809m | 100m | 404m | 404m | 405m | 404m | | | | |
| 3 | 5 | NEDZA THRILLER | 52.88 | 0:29.75 | 03.78 | 07.06 | 13.91 | 1:02.91 | 1:02.40 | 0:59.76 | 0:06.74 [2] | 0:37.25 [3] | 1:09.64 [3] | 1:39.64 [3] | 2:09.40 | 2:02.67 | 2:01.78 | +5m | 4.84m |
| | | Liam Older | Lead | Q4 | | | 202m | 809m | 809m | 808m | 100m | 404m | 404m | 404m | 404m | | | | |
| 4 | 1 | LARAS DREAM | 51.70 | 0:29.72 | 03.93 | 07.37 | 14.41 | 1:02.96 | 1:02.00 | 0:59.52 | 0:07.19 [5] | 0:37.87 [6] | 1:10.16 [6] | 1:39.88 [4] | 2:09.68 | 2:02.48 | 2:02.04 | +24m | 8.54m |
| | | Paul Grech | Q3 | Q3 | | | 202m | 818m | 816m | 817m | 100m | 409m | 409m | 407m | 410m | | | | |
| 5 | 3 | ARIVADERCHI | 51.19 | 0:29.89 | 03.95 | 07.35 | 14.23 | 1:02.71 | 1:02.33 | 0:59.95 | 0:07.04 [4] | 0:37.49 [4] | 1:09.76 [4] | 1:39.83 [5] | 2:09.72 | 2:02.66 | 2:02.08 | +16m | 9.16m |
| | | Brett Shipway | Q1 | Q4 | | | 202m | 816m | 813m | 812m | 100m | 408m | 408m | 405m | 407m | | | | |
| 6 | 9 | EL UNO | 52.06 | 0:29.53 | 03.97 | 07.44 | 14.78 | 1:02.94 | 1:02.18 | 0:59.51 | 0:07.61 [7] | 0:38.35 [8] | 1:10.55 [8] | 1:40.54 [8] | 2:10.07 | 2:02.45 | 2:02.41 | +16m | 13.83m |
| | | Glenn Conroy | Q4 | Q4 | | | 203m | 811m | 809m | 810m | 104m | 407m | 404m | 405m | 405m | | | | |
| 7 | 8 | SHE DRIVES ME | 50.54 | 0:29.94 | 04.07 | 07.57 | 15.06 | 1:02.28 | 1:02.41 | 1:00.28 | 0:07.78 [9] | 0:37.71 [5] | 1:10.05 [5] | 1:40.12 [6] | 2:10.34 | 2:02.56 | 2:02.66 | +7m | 17.46m |
| | | Ginger Gleeson | Q3 | Q1 | | | 201m | 805m | 806m | 808m | 105m | 402m | 402m | 404m | 404m | | | | |

Note: Timing is based on positional data.

[] Indicates rank at the end of each section


--:--:-- No data available for this section

N/A Information not available

Ballarat-Professional-2026-04-23

Race 2: BILLIES LEGENDS MAIDEN TROT - 1710m

23 April 2026 - 6:37PM



HARNESS RACING VICTORIA



| RANK | TAB | Horse/ Driver | Top Speed (Km/h) | Fastest Section | First 50m | First 100m | First 200m | First Half | Middle Half | Last Half | Lead Time | 1st Quarter | 2nd Quarter | 3rd Quarter | 4th Quarter | Last Mile | Mile Rate | Distance Travelled | Gross Time/ Margin |
|------|-----|-------------------|------------------|-----------------|-----------|------------|------------|------------|-------------|-----------|--------------|----------------------|----------------------|----------------------|----------------------|-----------|-----------|--------------------|-----------------------|
| | | | | | | | | | | | | 0:37.10 (0:30.00) | 1:09.40 (0:32.30) | 1:39.50 (0:30.10) | 2:09.00 (0:29.50) | | | | |
| 8 | 13 | WATCH THE BAY | 52.49 | 0:29.71 | 03.98 | 07.53 | 15.56 | 1:03.20 | 1:01.54 | 0:59.47 | 0:08.06 [10] | 0:39.48 [10] | 1:11.26 [10] | 1:41.02 [10] | 2:10.74 | 2:02.67 | 2:03.04 | +41m | 22.84m |
| | | Jodi Quinlan | Q4 | Q4 | | | 204m | 826m | 816m | 816m | | 109m | 417m | 409m | 407m | | | | |
| 9 | 6 | ALDEBARAN BRIANNA | 51.95 | 0:29.70 | 04.06 | 07.62 | 15.02 | 1:02.84 | 1:01.93 | 1:00.36 | 0:07.59 [8] | 0:38.20 [7] | 1:10.43 [7] | 1:40.14 [7] | 2:10.80 | 2:03.20 | 2:03.09 | +30m | 23.58m |
| | | Connor Ronan | Q4 | Q3 | | | 203m | 821m | 815m | 817m | | 102m | 412m | 408m | 407m | | | | |
| 10 | 4 | ISLAND RUBEE | 51.30 | 0:29.85 | 04.08 | 07.73 | 15.51 | 1:03.30 | 1:01.68 | 1:00.35 | 0:07.45 [6] | 0:38.93 [9] | 1:10.76 [9] | 1:40.61 [9] | 2:11.11 | 2:03.65 | 2:03.39 | +26m | 27.73m |
| | | Rory Coverdale | Q3 | Q3 | | | 202m | 818m | 815m | 819m | | 100m | 410m | 408m | 407m | | | | |
| 11 | 11 | MOONLIGHT BILLY | 53.57 | 0:26.99 | 04.32 | 09.06 | 21.44 | 1:08.99 | 0:58.53 | 1:00.10 | 0:05.76 [1] | 0:47.76 [11] | 1:14.75 [11] | 1:46.30 [11] | 2:14.86 | 2:09.09 | 2:06.92 | +35m | 78.05m |
| | | Matthew Whittle | Lead | Q2 | | | 204m | 826m | 816m | 819m | | 100m | 417m | 409m | 407m | | | | |

Scratched: ALDEBARAN MIGUEL (10), THE RED AVENGER (12)

Note: Timing is based on positional data.

[] Indicates rank at the end of each section


-:--:- No data available for this section

N/A Information not available

Ballarat-Professional-2026-04-23

Race 3: EUREKA CONCRETE PACE - 1710m

23 April 2026 - 7:06PM



HARNESS RACING VICTORIA




| RANK | TAB | Horse/ Driver | Top Speed (Km/h) | Fastest Section | First 50m | First 100m | First 200m | First Half | Middle Half | Last Half | Lead Time 0:06.80 | 1st Quarter | 2nd Quarter | 3rd Quarter | 4th Quarter | Last Mile | Mile Rate | Distance Travelled | Gross Time/ Margin |
|------|-----|-------------------|---------------------|-----------------|-----------|------------|------------|------------|-------------|-----------|----------------------|----------------------|----------------------|----------------------|----------------------|-----------|-----------|--------------------|-----------------------|
| | | | | | | | | | | | | 0:34.70 (0:27.90) | 1:04.50 (0:29.80) | 1:32.80 (0:28.30) | 2:01.00 (0:28.20) | | | | |
| 1 | 9 | KATUNGA EXPRESS | 55.51 | 0:27.40 | 03.73 | 06.89 | 13.72 | 0:58.74 | 0:57.39 | 0:55.24 | 0:07.01 [6] | 0:35.77 [6] | 1:05.76 [7] | 1:33.16 [4] | 2:01.00 | 1:53.98 | 1:53.88 | +29m | 2:01.00 |
| | | Abby Sanderson | Q3 | Q3 | | | 203m | 819m | 816m | 816m | 104m | 410m | 409m | 407m | 410m | | | | |
| 2 | 4 | HURRIKANE DUSTY | 56.92 | 0:28.14 | 03.62 | 06.70 | 13.00 | 0:58.44 | 0:58.07 | 0:57.36 | 0:06.44 [1] | 0:34.94 [2] | 1:04.87 [2] | 1:33.02 [2] | 2:02.25 | 1:55.80 | 1:55.05 | +3m | 16.72m |
| | | Brent Murphy | Q1 | Q3 | | | 202m | 806m | 807m | 809m | 100m | 403m | 402m | 405m | 404m | | | | |
| 3 | 2 | CALEDONIAN RANGER | 57.82 | 0:28.11 | 03.65 | 06.72 | 12.93 | 0:58.05 | 0:58.10 | 0:57.79 | 0:06.53 [3] | 0:34.64 [1] | 1:04.57 [1] | 1:32.73 [1] | 2:02.37 | 1:55.84 | 1:55.16 | +3m | 18.33m |
| | | Jordan Leedham | Q1 | Q1 | | | 202m | 805m | 807m | 808m | 100m | 402m | 402m | 404m | 404m | | | | |
| 4 | 5 | ASMILEANDAWINX | 57.46 | 0:27.93 | 03.62 | 06.66 | 12.96 | 0:58.66 | 0:57.94 | 0:57.32 | 0:06.46 [2] | 0:35.11 [3] | 1:05.11 [3] | 1:33.04 [3] | 2:02.43 | 1:55.98 | 1:55.22 | +22m | 19.12m |
| | | Kerryn Manning | Q1 | Q3 | | | 204m | 820m | 813m | 812m | 100m | 412m | 408m | 405m | 407m | | | | |
| 5 | 3 | CALYPSO MISTRESS | 55.01 | 0:27.93 | 03.74 | 06.93 | 13.46 | 0:58.66 | 0:57.90 | 0:57.04 | 0:06.78 [4] | 0:35.47 [5] | 1:05.45 [5] | 1:33.38 [5] | 2:02.49 | 1:55.70 | 1:55.28 | +22m | 19.98m |
| | | Jackie Barker | Q1 | Q3 | | | 203m | 817m | 813m | 815m | 100m | 409m | 408m | 405m | 409m | | | | |
| 6 | 6 | JUST INCREDIBLE | 54.86 | 0:27.48 | 03.90 | 07.30 | 14.14 | 0:59.27 | 0:57.48 | 0:56.26 | 0:07.06 [7] | 0:36.33 [9] | 1:06.33 [9] | 1:33.81 [9] | 2:02.60 | 1:55.53 | 1:55.38 | +23m | 21.46m |
| | | James Herbertson | Q3 | Q3 | | | 203m | 820m | 815m | 813m | 100m | 412m | 409m | 406m | 407m | | | | |
| 7 | 7 | LIBERTY STAR DUST | 55.44 | 0:27.12 | 03.88 | 07.30 | 14.28 | 0:59.62 | 0:57.12 | 0:55.98 | 0:07.11 [8] | 0:36.74 [10] | 1:06.73 [10] | 1:33.85 [10] | 2:02.71 | 1:55.60 | 1:55.49 | +20m | 22.93m |
| | | Jodi Quinlan | Q3 | Q3 | | | 203m | 821m | 812m | 809m | 100m | 413m | 408m | 404m | 405m | | | | |

Note: Timing is based on positional data.

[] Indicates rank at the end of each section

--:-- No data available for this section

N/A Information not available



HARNESS RACING VICTORIA

Ballarat-Professional-2026-04-23

Race 3: EUREKA CONCRETE PACE - 1710m

23 April 2026 - 7:06PM



| RANK | TAB | Horse/ Driver | Top Speed (Km/h) | Fastest Section | First 50m | First 100m | First 200m | First Half | Middle Half | Last Half | Lead Time | 1st Quarter | 2nd Quarter | 3rd Quarter | 4th Quarter | Last Mile | Mile Rate | Distance Travelled | Gross Time/ Margin |
|------|-----|-------------------------|---------------------|-----------------|--------------|--------------|--------------|------------|-------------|-----------|--------------|----------------------|----------------------|----------------------|----------------------|-----------|-----------|--------------------|-----------------------|
| | | | | | | | | | | | | 0:34.70 (0:27.90) | 1:04.50 (0:29.80) | 1:32.80 (0:28.30) | 2:01.00 (0:28.20) | | | | |
| 8 | 8 | LORD VERDE NZ | 54.94 | 0:27.97 | 03.82 | 07.03 | 13.87 | 0:58.45 | 0:57.86 | 0:57.18 | 0:07.20 [9] | 0:35.77 [7] | 1:05.66 [6] | 1:33.63 [7] | 2:02.85 | 1:55.63 | 1:55.61 | +15m | 24.72m |
| | | Jack Laugher | Q1 | Q3 | | | 202m | 805m | 808m | 815m | | 105m | 402m | 402m | 406m | | | | |
| 9 | 1 | AMERICAN VICTORY | 55.15 | 0:28.15 | 03.78 | 06.97 | 13.46 | 0:58.47 | 0:58.01 | 0:57.88 | 0:06.73 [5] | 0:35.34 [4] | 1:05.20 [4] | 1:33.35 [6] | 2:03.08 | 1:56.35 | 1:55.83 | +2m | 27.89m |
| | | Allan McDonough | Q1 | Q3 | | | 202m | 805m | 805m | 808m | | 100m | 402m | 402m | 403m | | | | |
| 10 | 10 | RUBY WINGATE | 54.54 | 0:27.77 | 03.88 | 07.11 | 14.03 | 0:58.71 | 0:57.78 | 0:57.24 | 0:07.25 [10] | 0:35.94 [8] | 1:05.95 [8] | 1:33.72 [8] | 2:03.19 | 1:55.95 | 1:55.94 | +35m | 29.37m |
| | | Michael Bellman | Q1 | Q3 | | | 203m | 819m | 816m | 820m | | 106m | 410m | 409m | 408m | | | | |

Note: Timing is based on positional data.

[] Indicates rank at the end of each section

--:--:-- No data available for this section

N/A Information not available



HARNESS RACING VICTORIA

Ballarat-Professional-2026-04-23

Race 4: GOLF HOUSE HOTEL TROT - 2200m

23 April 2026 - 7:37PM



| RANK | TAB | Horse/ Driver | Top Speed (Km/h) | Fastest Section | First 50m | First 100m | First 200m | First Half | Middle Half | Last Half | Lead Time 0:41.40 | 1st Quarter | 2nd Quarter | 3rd Quarter | 4th Quarter | Last Mile | Mile Rate | Distance Travelled | Gross Time/ Margin |
|------|-----|------------------|---------------------|-----------------|-----------|------------|------------|------------|-------------|-----------|----------------------|----------------------|----------------------|----------------------|----------------------|-----------|-----------|--------------------|-----------------------|
| | | | | | | | | | | | | 1:13.40 (0:32.00) | 1:44.00 (0:30.60) | 2:13.70 (0:29.70) | 2:43.80 (0:30.10) | | | | |
| 1 | 6 | KARBINE | 52.67 | 0:29.42 | 04.03 | 07.55 | 14.91 | 0:59.97 | 0:59.08 | 0:59.65 | 0:44.17 [7] | 1:14.47 [7] | 1:44.13 [2] | 2:13.55 [1] | 2:43.79 | 1:59.62 | 1:59.81 | +27m | 2:43.79 |
| | | Jack Laughher | Q2 | Q3 | | | 203m | 819m | 814m | 811m | 597m | 411m | 408m | 405m | 406m | | | | |
| 2 | 7 | ROMANTIC NINA | 52.70 | 0:28.54 | 03.98 | 07.48 | 14.97 | 1:01.09 | 0:59.38 | 0:58.34 | 0:44.57 [8] | 1:14.83 [8] | 1:45.67 [8] | 2:14.22 [6] | 2:44.02 | 1:59.43 | 1:59.98 | +39m | 3:04m |
| | | Liam Older | Q3 | Q3 | | | 204m | 820m | 818m | 820m | 598m | 411m | 410m | 408m | 411m | | | | |
| 3 | 2 | NOBLE COUNT NZ | 56.23 | 0:30.02 | 03.70 | 06.85 | 13.10 | 1:02.82 | 1:00.95 | 1:00.23 | 0:41.33 [2] | 1:13.22 [3] | 1:44.16 [3] | 2:14.18 [5] | 2:44.39 | 2:03.05 | 2:00.25 | +4m | 8:02m |
| | | Leilani Justice | Lead | Q3 | | | 203m | 805m | 806m | 808m | 592m | 403m | 402m | 404m | 404m | | | | |
| 4 | 1 | BLACK AND GOLD | 52.96 | 0:29.71 | 03.79 | 07.07 | 13.77 | 1:02.44 | 1:01.12 | 1:00.12 | 0:42.08 [3] | 1:13.11 [2] | 1:44.51 [4] | 2:14.22 [4] | 2:44.63 | 2:02.56 | 2:00.43 | +20m | 11:24m |
| | | Brett Shipway | Lead | Q3 | | | 202m | 816m | 812m | 812m | 592m | 408m | 408m | 405m | 407m | | | | |
| 5 | 10 | APRIL SUN | 53.46 | 0:28.82 | 03.87 | 07.14 | 14.06 | 1:01.90 | 1:00.10 | 0:59.59 | 0:43.18 [5] | 1:13.80 [5] | 1:45.09 [6] | 2:13.90 [3] | 2:44.67 | 2:01.49 | 2:00.46 | +46m | 11:75m |
| | | Steve Leight | Lead | Q3 | | | 202m | 820m | 818m | 821m | 604m | 412m | 408m | 409m | 411m | | | | |
| 6 | 4 | KYVALLEY ANTHONY | 56.45 | 0:30.03 | 03.68 | 06.79 | 13.03 | 1:02.83 | 1:00.97 | 1:00.86 | 0:40.99 [1] | 1:12.88 [1] | 1:43.82 [1] | 2:13.85 [2] | 2:44.68 | 2:03.69 | 2:00.46 | +9m | 11:91m |
| | | Tristan Larsen | Lead | Q3 | | | 202m | 805m | 806m | 808m | 597m | 403m | 402m | 403m | 405m | | | | |
| 7 | 3 | SCAR | 52.81 | 0:29.78 | 03.78 | 07.06 | 13.79 | 1:01.93 | 1:01.11 | 0:59.95 | 0:42.86 [4] | 1:13.46 [4] | 1:44.78 [5] | 2:14.56 [7] | 2:44.75 | 2:01.88 | 2:00.52 | +7m | 12.9m |
| | | Robert Young | Lead | Q3 | | | 202m | 805m | 806m | 809m | 595m | 402m | 402m | 404m | 405m | | | | |

Note: Timing is based on positional data.

[] Indicates rank at the end of each section

--:--:-- No data available for this section

N/A Information not available



HARNESS RACING VICTORIA

Ballarat-Professional-2026-04-23

Race 4: GOLF HOUSE HOTEL TROT - 2200m

23 April 2026 - 7:37PM



| RANK | TAB | Horse/ Driver | Top Speed (Km/h) | Fastest Section | First 50m | First 100m | First 200m | First Half | Middle Half | Last Half | Lead Time | 1st Quarter | 2nd Quarter | 3rd Quarter | 4th Quarter | Last Mile | Mile Rate | Distance Travelled | Gross Time/ Margin | |
|------|-----|-------------------------|------------------|-----------------|--------------|--------------|--------------|------------|-------------|-----------|--------------|---------------------|----------------------|----------------------|----------------------|-----------|-----------|--------------------|-----------------------|----------------------|
| | | | | | | | | | | | | 0:41.40 | 1:13.40 (0:32.00) | 1:44.00 (0:30.60) | 2:13.70 (0:29.70) | | | | | 2:43.80 (0:30.10) |
| 8 | 9 | MIELICKI | 51.48 | 0:29.59 | 04.19 | 07.92 | 16.36 | 1:01.28 | 1:00.96 | 0:59.41 | 0:45.81 [9] | 1:15.94 [9] | 1:47.09 [9] | 2:16.90 [8] | 2:46.50 | 2:00.69 | 2:01.79 | +8m | 36.28m | |
| | | Glenn Conroy | Q4 | Q4 | | | 201m | 805m | 805m | 806m | 598m | 402m | 402m | 403m | 403m | | | | | 1611m |
| | | | | | | | | | | | | | | | | | | | | |
| 9 | 8 | PARIS JAMILLA | 49.57 | 0:30.09 | 04.17 | 08.10 | 17.38 | 1:01.15 | 1:00.61 | 1:00.26 | 0:47.34 [10] | 1:17.98 [10] | 1:48.49 [10] | 2:18.59 [9] | 2:48.76 | 2:01.41 | 2:03.45 | +12m | 66.61m | |
| | | James Herbertson | Q4 | Q3 | | | 203m | 805m | 807m | 808m | 599m | 402m | 402m | 404m | 404m | | | | | 1613m |
| | | | | | | | | | | | | | | | | | | | | |
| 10 | 5 | KISS AT MIDNIGHT | 51.52 | 0:30.63 | 04.07 | 07.55 | 14.60 | 1:01.86 | 1:04.78 | 1:04.53 | 0:43.51 [6] | 1:14.15 [6] | 1:45.37 [7] | 2:18.92 [10] | 2:49.90 | 2:06.39 | 2:04.28 | +14m | 81.9m | |
| | | John Caldwell | Lead | Q1 | | | 202m | 805m | 809m | 813m | 597m | 402m | 402m | 406m | 406m | | | | | 1617m |
| | | | | | | | | | | | | | | | | | | | | |

Note: Timing is based on positional data.

[] Indicates rank at the end of each section


--:--:-- No data available for this section

N/A Information not available

Ballarat-Professional-2026-04-23

Race 5: NATIONAL TILES CONCESSION DRIVERS PACE - 2200m

23 April 2026 - 8:06PM



HARNESS RACING VICTORIA



| RANK | TAB | Horse/ Driver | Top Speed (Km/h) | Fastest Section | First 50m | First 100m | First 200m | First Half | Middle Half | Last Half | Lead Time 0:43.60 | 1st Quarter | 2nd Quarter | 3rd Quarter | 4th Quarter | Last Mile | Mile Rate | Distance Travelled | Gross Time/ Margin |
|------|-----|------------------|---------------------|-----------------|-----------|------------|------------|------------|-------------|-----------|----------------------|----------------------|----------------------|----------------------|----------------------|-----------|-----------|--------------------|-----------------------|
| | | | | | | | | | | | | 1:13.10 (0:29.50) | 1:42.70 (0:29.60) | 2:11.60 (0:28.90) | 2:41.00 (0:29.40) | | | | |
| 1 | 9 | LADY IN LINE | 52.99 | 0:28.37 | 03.87 | 07.20 | 14.51 | 0:59.56 | 0:58.25 | 0:57.55 | 0:43.94 [6] | 1:13.62 [6] | 1:43.51 [5] | 2:11.87 [3] | 2:41.05 | 1:57.11 | 1:57.81 | +28m | 2:41.05 |
| | | Riley Pace | Lead | Q3 | | | 203m | 815m | 812m | 813m | | 601m | 408m | 407m | 406m | | | | |
| 2 | 7 | MEDIA MOGUL | 53.78 | 0:28.16 | 03.97 | 07.53 | 14.85 | 0:59.72 | 0:58.17 | 0:56.97 | 0:44.59 [8] | 1:14.30 [8] | 1:44.32 [8] | 2:12.48 [6] | 2:41.28 | 1:56.69 | 1:57.98 | +25m | 3.25m |
| | | Nick Beale | Q3 | Q3 | | | 203m | 816m | 812m | 810m | | 599m | 408m | 408m | 404m | | | | |
| 3 | 2 | GOZO MAJOR | 52.67 | 0:28.60 | 03.88 | 07.21 | 14.25 | 0:59.20 | 0:58.33 | 0:58.64 | 0:43.74 [5] | 1:13.22 [4] | 1:42.95 [3] | 2:11.55 [1] | 2:41.59 | 1:57.84 | 1:58.20 | +17m | 7.31m |
| | | Joey Sharp | Q3 | Q3 | | | 202m | 806m | 808m | 818m | | 592m | 404m | 402m | 406m | | | | |
| 4 | 8 | BETTORPATCHMEUP | 53.10 | 0:28.28 | 04.05 | 07.38 | 14.83 | 0:59.70 | 0:58.26 | 0:58.12 | 0:44.18 [7] | 1:13.90 [7] | 1:43.88 [7] | 2:12.15 [5] | 2:42.00 | 1:57.82 | 1:58.51 | +42m | 12.83m |
| | | Rory Coverdale | Lead | Q3 | | | 202m | 816m | 815m | 823m | | 603m | 408m | 407m | 408m | | | | |
| 5 | 3 | QUICK DECISION | 53.32 | 0:28.67 | 03.82 | 07.09 | 14.06 | 0:59.71 | 0:58.70 | 0:59.39 | 0:43.62 [3] | 1:13.31 [5] | 1:43.33 [4] | 2:12.01 [4] | 2:42.74 | 1:59.10 | 1:59.05 | +31m | 22.73m |
| | | Hannah Parish | Lead | Q3 | | | 203m | 816m | 815m | 818m | | 597m | 408m | 408m | 407m | | | | |
| 6 | 5 | CALEDONIAN TERRA | 56.38 | 0:28.92 | 03.71 | 06.80 | 13.63 | 0:59.36 | 0:58.66 | 1:00.45 | 0:43.24 [1] | 1:12.87 [1] | 1:42.60 [1] | 2:11.52 [2] | 2:43.06 | 1:59.81 | 1:59.28 | +9m | 26.98m |
| | | Louis Emerson | Lead | Q3 | | | 202m | 806m | 808m | 809m | | 594m | 404m | 402m | 406m | | | | |
| 7 | 4 | BOND GIRL | 52.24 | 0:29.72 | 03.84 | 07.16 | 14.32 | 0:59.67 | 0:59.69 | 1:05.14 | 0:43.28 [2] | 1:13.00 [2] | 1:42.94 [2] | 2:12.68 [7] | 2:48.09 | 2:04.81 | 2:02.96 | +28m | 94.43m |
| | | Luke Sutherland | Lead | Q1 | | | 203m | 816m | 813m | 811m | | 602m | 408m | 408m | 405m | | | | |

Note: Timing is based on positional data.

[] Indicates rank at the end of each section


--:-- No data available for this section

N/A Information not available

Ballarat-Professional-2026-04-23

Race 5: NATIONAL TILES CONCESSION DRIVERS PACE - 2200m

23 April 2026 - 8:06PM



HARNESS RACING VICTORIA



| RANK | TAB | Horse/ Driver | Top Speed (Km/h) | Fastest Section | First 50m | First 100m | First 200m | First Half | Middle Half | Last Half | Lead Time | 1st Quarter | 2nd Quarter | 3rd Quarter | 4th Quarter | Last Mile | Mile Rate | Distance Travelled | Gross Time/ Margin |
|------|-----|------------------|---------------------|-----------------|-----------|------------|------------|------------|-------------|-----------|-------------|-------------|----------------------|----------------------|----------------------|-----------|-----------|--------------------|-----------------------|
| | | | | | | | | | | | | 0:43.60 | 1:13.10 (0:29.50) | 1:42.70 (0:29.60) | 2:11.60 (0:28.90) | | | | |
| 8 | 6 | BINALONG BAY | 51.52 | 0:29.45 | 03.84 | 07.21 | 14.49 | 1:00.18 | 1:01.37 | 1:05.76 | 0:43.66 [4] | 1:13.11 [3] | 1:43.84 [6] | 2:14.48 [8] | 2:49.60 | 2:05.94 | 2:04.07 | +35m | 114.74m |
| | | | Q1 | Q1 | | | 204m | 824m | 816m | 808m | | 603m | (0:29.45) | (0:30.73) | (0:30.64) | | | | |
| | | Riley Mitchell | | | | | | | | | | | | | | | | | |

Scratched: OSCAR BRAVO (1), EYE SEE AMOUR (10)

Note: Timing is based on positional data.

[] Indicates rank at the end of each section


--:-- No data available for this section

N/A Information not available

Ballarat-Professional-2026-04-23

Race 6: TREVOR PETRIE'S REAL ESTATE MAIDEN PACE - 2200m

23 April 2026 - 8:37PM



HARNESS RACING VICTORIA



| RANK | TAB | Horse/ Driver | Top Speed (Km/h) | Fastest Section | First 50m | First 100m | First 200m | First Half | Middle Half | Last Half | Lead Time 0:44.10 | 1st Quarter | 2nd Quarter | 3rd Quarter | 4th Quarter | Last Mile | Mile Rate | Distance Travelled | Gross Time/ Margin |
|------|-----|------------------|---------------------|--------------------|--------------|---------------|---------------|---------------|----------------|--------------|-------------------------|----------------------|----------------------|----------------------|----------------------|--------------|--------------|-----------------------|--------------------------|
| | | | | | | | | | | | | 1:17.00 (0:32.90) | 1:46.40 (0:29.40) | 2:14.70 (0:28.30) | 2:43.10 (0:28.40) | | | | |
| 1 | 5 | SNACK LOVER | 55.73 | 0:28.26 | 03.61 | 06.72 | 13.37 | 1:02.56 | 0:57.81 | 0:56.69 | 0:43.88 [1] | 1:16.89 [1] | 1:46.44 [1] | 2:14.71 [1] | 2:43.15 | 1:59.26 | 1:59.34 | +9m | 2:43.15 |
| | | Matthew Craven | Lead | Q3 | | | | | | | | 203m | 805m | 806m | 809m | | | | |
| 2 | 10 | WHENIMREADY | 53.78 | 0:28.28 | 03.70 | 06.94 | 14.10 | 1:02.11 | 0:57.78 | 0:56.69 | 0:44.52 [5] | 1:17.13 [3] | 1:46.64 [2] | 2:14.92 [2] | 2:43.34 | 1:58.80 | 1:59.48 | +33m | 2.65m |
| | | Jordan Leedham | Lead | Q3 | | | | | | | | 203m | 820m | 813m | 812m | | | | |
| 3 | 1 | SORRYDREAMAWAY | 55.30 | 0:28.31 | 03.62 | 06.75 | 13.63 | 1:02.54 | 0:57.85 | 0:56.73 | 0:44.14 [2] | 1:17.15 [4] | 1:46.69 [3] | 2:15.00 [3] | 2:43.42 | 1:59.27 | 1:59.54 | +7m | 3.71m |
| | | Hannah Lewis | Lead | Q3 | | | | | | | | 201m | 806m | 807m | 808m | | | | |
| 4 | 2 | MISSMALACHITE | 54.43 | 0:28.28 | 03.63 | 06.83 | 13.75 | 1:02.71 | 0:58.16 | 0:57.11 | 0:44.28 [3] | 1:17.12 [2] | 1:47.00 [4] | 2:15.28 [4] | 2:44.12 | 1:59.82 | 2:00.06 | +23m | 13.09m |
| | | Michael Bellman | Lead | Q3 | | | | | | | | 202m | 819m | 813m | 810m | | | | |
| 5 | 8 | FIVE CENT | 53.89 | 0:28.12 | 03.78 | 07.09 | 14.47 | 1:02.36 | 0:57.83 | 0:57.03 | 0:44.86 [7] | 1:17.51 [6] | 1:47.22 [6] | 2:15.34 [5] | 2:44.26 | 1:59.39 | 2:00.16 | +38m | 14.98m |
| | | Kerryn Manning | Q3 | Q3 | | | | | | | | 203m | 820m | 816m | 816m | | | | |
| 6 | 7 | BELVU BANDIT | 53.78 | 0:28.13 | 03.94 | 07.38 | 14.68 | 1:02.60 | 0:57.80 | 0:57.60 | 0:44.83 [6] | 1:17.76 [7] | 1:47.42 [7] | 2:15.55 [6] | 2:45.03 | 2:00.20 | 2:00.72 | +13m | 25.35m |
| | | Ian Miller | Q3 | Q3 | | | | | | | | 202m | 805m | 807m | 812m | | | | |
| 7 | 6 | GOODLOOKINGDEAL | 53.82 | 0:28.20 | 03.73 | 07.04 | 14.18 | 1:02.34 | 0:57.85 | 0:57.81 | 0:45.14 [8] | 1:17.83 [8] | 1:47.48 [8] | 2:15.68 [8] | 2:45.28 | 2:00.15 | 2:00.91 | +36m | 28.75m |
| | | Kyle Marshall | Q3 | Q3 | | | | | | | | 204m | 821m | 816m | 817m | | | | |

Note: Timing is based on positional data.

[] Indicates rank at the end of each section


-:--:- No data available for this section

N/A Information not available

Ballarat-Professional-2026-04-23

Race 6: TREVOR PETRIE'S REAL ESTATE MAIDEN PACE - 2200m

23 April 2026 - 8:37PM



HARNESS RACING VICTORIA



| RANK | TAB | Horse/ Driver | Top Speed (Km/h) | Fastest Section | First 50m | First 100m | First 200m | First Half | Middle Half | Last Half | Lead Time | 1st Quarter | 2nd Quarter | 3rd Quarter | 4th Quarter | Last Mile | Mile Rate | Distance Travelled | Gross Time/ Margin |
|------|-----|-------------------|------------------|-----------------|-----------|------------|------------|------------|-------------|-----------|--------------|--------------|----------------------|----------------------|----------------------|-----------|-----------|--------------------|-----------------------|
| | | | | | | | | | | | | 0:44.10 | 1:17.00 (0:32.90) | 1:46.40 (0:29.40) | 2:14.70 (0:28.30) | | | | |
| 8 | 4 | ROCKNROLL ROSANNA | 54.43 | 0:28.57 | 03.64 | 06.82 | 13.83 | 1:02.23 | 0:58.23 | 0:57.67 | 0:45.56 [9] | 1:18.14 [9] | 1:47.80 [9] | 2:16.39 [9] | 2:45.49 | 1:59.90 | 2:01.06 | +14m | 31.5m |
| | | Scott Rains | Lead | Q3 | | | 203m | 806m | 806m | 808m | 602m | 403m | 402m | 404m | 404m | | | | |
| 9 | 3 | ROCKADILLY | 52.63 | 0:28.56 | 03.76 | 07.05 | 14.02 | 1:02.61 | 0:58.21 | 0:59.50 | 0:44.59 [4] | 1:17.55 [5] | 1:47.20 [5] | 2:15.77 [7] | 2:46.72 | 2:02.11 | 2:01.95 | +4m | 47.9m |
| | | Danny Simpson | Lead | Q3 | | | 202m | 806m | 808m | 807m | 592m | 403m | 402m | 405m | 402m | | | | |
| 10 | 9 | SOFT LANDING | 53.57 | 0:29.24 | 03.91 | 07.21 | 16.84 | 1:01.62 | 0:58.90 | 1:01.81 | 0:46.18 [10] | 1:18.14 [10] | 1:47.81 [10] | 2:17.04 [10] | 2:49.62 | 2:03.43 | 2:04.08 | +61m | 86.86m |
| | | Leilani Justice | Lead | Q3 | | | 201m | 820m | 815m | 809m | 631m | 411m | 409m | 406m | 404m | | | | |

Note: Timing is based on positional data.

[] Indicates rank at the end of each section


--:--:-- No data available for this section

N/A Information not available

Ballarat-Professional-2026-04-23

Race 7: X-GOLF BALLARAT CONCESSION DRIVERS PACE - 1710m

23 April 2026 - 9:06PM



HARNESS RACING VICTORIA



| RANK | TAB | Horse/ Driver | Top Speed (Km/h) | Fastest Section | First 50m | First 100m | First 200m | First Half | Middle Half | Last Half | Lead Time 0:06.90 | 1st Quarter | 2nd Quarter | 3rd Quarter | 4th Quarter | Last Mile | Mile Rate | Distance Travelled | Gross Time/ Margin |
|------|-----|-------------------|---------------------|-----------------|-----------|------------|------------|------------|-------------|-----------|----------------------|----------------------|----------------------|----------------------|----------------------|-----------|-----------|--------------------|-----------------------|
| | | | | | | | | | | | | 0:36.50 (0:29.60) | 1:09.20 (0:32.70) | 1:38.70 (0:29.50) | 2:05.90 (0:27.20) | | | | |
| 1 | 6 | SCOOTER LOU | 54.68 | 0:27.37 | 03.55 | 06.76 | 13.38 | 1:02.49 | 1:02.19 | 0:56.89 | 0:06.52 [1] | 0:36.34 [1] | 1:09.01 [1] | 1:38.53 [1] | 2:05.90 | 1:59.38 | 1:58.49 | +3m | 2:05.90 |
| | | Luke Sutherland | Lead | Q4 | | | 202m | 805m | 808m | 810m | | 100m | 403m | 402m | 406m | | | | |
| 2 | 8 | BREATHE EASY | 55.30 | 0:27.53 | 03.88 | 07.21 | 14.59 | 1:01.75 | 1:01.43 | 0:56.98 | 0:07.43 [7] | 0:37.19 [4] | 1:09.17 [2] | 1:38.61 [2] | 2:06.15 | 1:58.73 | 1:58.72 | +25m | 3.35m |
| | | Hannah Parish | Q4 | Q4 | | | 202m | 817m | 811m | 813m | | 106m | 411m | 406m | 405m | | | | |
| 3 | 5 | SHAZZA LOVE | 55.19 | 0:27.49 | 03.96 | 07.48 | 14.88 | 1:02.19 | 1:01.20 | 0:56.61 | 0:07.48 [6] | 0:37.59 [6] | 1:09.66 [4] | 1:38.79 [3] | 2:06.28 | 1:58.80 | 1:58.84 | +30m | 5.06m |
| | | Joey Sharp | Q4 | Q4 | | | 203m | 820m | 816m | 820m | | 101m | 411m | 408m | 408m | | | | |
| 4 | 7 | FROSTY DROP | 55.08 | 0:27.41 | 03.82 | 07.34 | 14.93 | 1:02.82 | 1:01.19 | 0:56.56 | 0:07.11 [4] | 0:37.90 [7] | 1:09.93 [6] | 1:39.09 [5] | 2:06.50 | 1:59.39 | 1:59.05 | +24m | 8.06m |
| | | Riley Mitchell | Q4 | Q4 | | | 203m | 820m | 815m | 815m | | 100m | 411m | 409m | 406m | | | | |
| 5 | 2 | WOW YOU CAN DANCE | 53.50 | 0:28.00 | 03.85 | 07.19 | 14.08 | 1:02.67 | 1:02.18 | 0:57.51 | 0:07.06 [3] | 0:37.06 [3] | 1:09.72 [5] | 1:39.22 [6] | 2:07.22 | 2:00.18 | 1:59.73 | +6m | 17.68m |
| | | Rory Coverdale | Q4 | Q4 | | | 202m | 805m | 807m | 811m | | 100m | 403m | 402m | 405m | | | | |
| 6 | 4 | SENNA STORM | 53.57 | 0:28.42 | 03.68 | 06.92 | 13.72 | 1:02.59 | 1:02.18 | 0:57.95 | 0:06.71 [2] | 0:36.65 [2] | 1:09.30 [3] | 1:38.82 [4] | 2:07.24 | 2:00.54 | 1:59.74 | +5m | 17.92m |
| | | Ada Massa | Q1 | Q4 | | | 202m | 805m | 808m | 811m | | 100m | 403m | 402m | 405m | | | | |
| 7 | 3 | EMJAY JAZZ | 54.43 | 0:27.74 | 03.84 | 07.24 | 14.19 | 1:02.93 | 1:02.22 | 0:57.26 | 0:07.08 [5] | 0:37.30 [5] | 1:10.00 [7] | 1:39.52 [7] | 2:07.26 | 2:00.19 | 1:59.77 | +14m | 18.31m |
| | | Louis Emerson | Q4 | Q4 | | | 202m | 811m | 810m | 813m | | 100m | 407m | 404m | 406m | | | | |

Note: Timing is based on positional data.

[] Indicates rank at the end of each section


--:-- No data available for this section

N/A Information not available

Ballarat-Professional-2026-04-23

Race 7: X-GOLF BALLARAT CONCESSION DRIVERS PACE - 1710m

23 April 2026 - 9:06PM



HARNESS RACING VICTORIA



Scratched: DANCIN WITH ELVIS (1)

Note: Timing is based on positional data.

[] Indicates rank at the end of each section

--:-- No data available for this section


N/A Information not available

Data processed by  **TRIPLES DATA**

Ballarat-Professional-2026-04-23

Race 8: SPORTS ASSOCIATION OF AUSTRALIA PACE (2ND HEAT) - 2200m

23 April 2026 - 9:36PM



HARNESS RACING VICTORIA



| RANK | TAB | Horse/ Driver | Top Speed (Km/h) | Fastest Section | First 50m | First 100m | First 200m | First Half | Middle Half | Last Half | Lead Time 0:42.60 | 1st Quarter | 2nd Quarter | 3rd Quarter | 4th Quarter | Last Mile | Mile Rate | Distance Travelled | Gross Time/ Margin |
|------|-----|---------------------|---------------------|-----------------|--------------|--------------|--------------|------------|-------------|-----------|----------------------|----------------------|----------------------|----------------------|----------------------|-----------|-----------|--------------------|-----------------------|
| | | | | | | | | | | | | 1:14.50 (0:31.90) | 1:46.20 (0:31.70) | 2:14.90 (0:28.70) | 2:43.60 (0:28.70) | | | | |
| 1 | 7 | HUXHAM CHUBB | 55.26 | 0:27.89 | 04.12 | 07.71 | 14.97 | 1:03.60 | 1:00.49 | 0:56.56 | 0:43.44 [7] | 1:15.22 [6] | 1:47.03 [6] | 2:15.72 [6] | 2:43.61 | 2:00.17 | 1:59.68 | +30m | 2:43.61 |
| | | Kerryn Manning | Q4 | Q4 | | | 203m | 818m | 814m | 816m | 596m | 409m | 408m | 406m | 411m | | | | |
| 2 | 9 | KYORETSU | 55.94 | 0:28.68 | 03.78 | 06.95 | 13.87 | 1:03.89 | 1:00.47 | 0:57.45 | 0:42.41 [1] | 1:14.51 [1] | 1:46.31 [1] | 2:14.98 [1] | 2:43.76 | 2:01.34 | 1:59.79 | +16m | 1.99m |
| | | Jordan Leedham | Lead | Q3 | | | 203m | 805m | 807m | 807m | 603m | 403m | 402m | 405m | 403m | | | | |
| 3 | 4 | BLUE MIKI | 52.81 | 0:28.76 | 03.87 | 07.26 | 14.19 | 1:03.64 | 1:00.56 | 0:57.60 | 0:42.72 [3] | 1:14.55 [2] | 1:46.37 [2] | 2:15.13 [2] | 2:43.97 | 2:01.24 | 1:59.94 | +24m | 4.72m |
| | | Brent Murphy | Lead | Q3 | | | 203m | 817m | 813m | 811m | 596m | 409m | 408m | 405m | 406m | | | | |
| 4 | 8 | WINGATE GUY | 54.25 | 0:28.56 | 03.84 | 07.09 | 14.18 | 1:03.93 | 1:00.35 | 0:57.38 | 0:43.24 [6] | 1:15.39 [7] | 1:47.18 [7] | 2:15.75 [7] | 2:44.56 | 2:01.31 | 2:00.38 | +15m | 12.78m |
| | | Michael Bellman | Lead | Q3 | | | 203m | 805m | 808m | 812m | 597m | 403m | 402m | 406m | 407m | | | | |
| 5 | 6 | ICANMOTOR | 53.21 | 0:28.70 | 04.07 | 07.59 | 14.62 | 1:03.63 | 1:00.51 | 0:58.00 | 0:43.04 [5] | 1:14.86 [4] | 1:46.67 [4] | 2:15.37 [4] | 2:44.68 | 2:01.63 | 2:00.46 | +30m | 14.31m |
| | | James Herbertson | Q3 | Q3 | | | 203m | 818m | 814m | 814m | 597m | 410m | 408m | 406m | 409m | | | | |
| 6 | 1 | THEROUX | 54.36 | 0:28.63 | 03.76 | 07.00 | 13.82 | 1:03.93 | 1:00.42 | 0:57.91 | 0:43.03 [4] | 1:15.17 [5] | 1:46.96 [5] | 2:15.59 [5] | 2:44.88 | 2:01.84 | 2:00.61 | +7m | 16.99m |
| | | Nathan Cahir | Lead | Q3 | | | 202m | 805m | 807m | 807m | 594m | 403m | 402m | 404m | 403m | | | | |
| 7 | 3 | LAZENBY | 55.69 | 0:28.68 | 03.69 | 06.86 | 13.49 | 1:03.92 | 1:00.47 | 0:58.93 | 0:42.57 [2] | 1:14.71 [3] | 1:46.50 [3] | 2:15.18 [3] | 2:45.43 | 2:02.85 | 2:01.01 | +8m | 24.39m |
| | | Allan McDonough | Lead | Q3 | | | 203m | 805m | 807m | 808m | 595m | 403m | 402m | 405m | 403m | | | | |

Note: Timing is based on positional data.

[] Indicates rank at the end of each section


--:-- No data available for this section

N/A Information not available

Ballarat-Professional-2026-04-23

Race 8: SPORTS ASSOCIATION OF AUSTRALIA PACE (2ND HEAT) - 2200m

23 April 2026 - 9:36PM



HARNESS RACING VICTORIA



Scratched: SWISS LIGHTNING (2), PRETTY BASIC (5)

Note: Timing is based on positional data.

[] Indicates rank at the end of each section

--:-- No data available for this section

N/A Information not available

Data processed by  **TRIPLES DATA**