


Ballarat-Professional-2026-05-14

Race 1: ballarattrottingclub.com.au TROT - 2200m

14 May 2026 - 5:19PM



HARNESS RACING VICTORIA



| RANK | TAB | Horse/ Driver | Top Speed (Km/h) | Fastest Section | First 50m | First 100m | First 200m | First Half | Middle Half | Last Half | Lead Time | 1st Quarter | 2nd Quarter | 3rd Quarter | 4th Quarter | Last Mile | Mile Rate | Distance Travelled | Gross Time/ Margin |
|------|-----|-------------------|---------------------|-----------------|-----------|------------|------------|------------|-------------|-----------|--------------|---------------------------|---------------------------|---------------------------|----------------------|-----------|-----------|--------------------|-----------------------|
| | | | | | | | | | | | | 1:13.82 (0:30.66) | 1:44.69 (0:30.87) | 2:14.93 (0:30.24) | 2:44.75 (0:29.82) | | | | |
| 1 | 11 | COLTRANE | 53.57 | 0:29.14 | 04.02 | 07.56 | 14.92 | 1:00.62 | 1:00.55 | 0:59.33 | 0:44.81 [10] | 1:15.07 [10] (0:30.26) | 1:45.43 [8] (0:30.36) | 2:15.62 [6] (0:30.19) | 2:44.75 (0:29.14) | 1:59.95 | 2:00.52 | +38m | 2:44.75 |
| | | James Herbertson | Q4 | Q4 | | | 203m | 818m | 818m | 819m | 600m | 408m | 411m | 407m | 411m | | | | |
| 2 | 2 | METRO SWISH NZ | 53.35 | 0:29.56 | 03.83 | 07.10 | 13.85 | 1:01.50 | 1:01.08 | 0:59.81 | 0:43.53 [4] | 1:14.20 [5] (0:30.67) | 1:45.03 [3] (0:30.83) | 2:15.28 [3] (0:30.25) | 2:44.85 (0:29.56) | 2:01.31 | 2:00.58 | +8m | 1.27m |
| | | Michael Bellman | Lead | Q4 | | | 202m | 806m | 808m | 810m | 593m | 403m | 403m | 405m | 404m | | | | |
| 3 | 9 | DELS DESTINY NZ | 51.59 | 0:29.53 | 03.91 | 07.28 | 14.30 | 1:01.41 | 1:01.09 | 0:59.74 | 0:43.99 [7] | 1:14.52 [7] (0:30.53) | 1:45.40 [7] (0:30.88) | 2:15.61 [7] (0:30.21) | 2:45.14 (0:29.53) | 2:01.15 | 2:00.80 | +22m | 5.16m |
| | | Anne-Maree Conroy | Lead | Q4 | | | 203m | 814m | 810m | 807m | 600m | 408m | 407m | 404m | 404m | | | | |
| 4 | 8 | PIESRIDINGSHOTGUN | 51.95 | 0:29.10 | 04.05 | 07.50 | 14.44 | 1:01.41 | 1:01.41 | 0:59.64 | 0:44.25 [8] | 1:14.79 [9] (0:30.54) | 1:45.66 [9] (0:30.87) | 2:16.19 [10] (0:30.54) | 2:45.30 (0:29.10) | 2:01.05 | 2:00.92 | +21m | 7.35m |
| | | Jordan Leedham | Q4 | Q4 | | | 202m | 805m | 810m | 817m | 598m | 403m | 402m | 408m | 409m | | | | |
| 5 | 10 | CALABASAS | 52.34 | 0:29.38 | 04.05 | 07.54 | 14.69 | 1:01.27 | 1:01.14 | 0:59.59 | 0:44.46 [9] | 1:14.80 [8] (0:30.34) | 1:45.73 [10] (0:30.93) | 2:15.94 [9] (0:30.21) | 2:45.33 (0:29.38) | 2:00.86 | 2:00.94 | +36m | 7.75m |
| | | Chris Alford | Q4 | Q4 | | | 202m | 817m | 817m | 819m | 599m | 408m | 410m | 407m | 412m | | | | |
| 6 | 5 | BOUTIKA | 54.68 | 0:30.24 | 03.66 | 06.84 | 13.50 | 1:01.51 | 1:01.05 | 1:00.65 | 0:43.18 [2] | 1:13.88 [2] (0:30.70) | 1:44.69 [1] (0:30.81) | 2:14.93 [1] (0:30.24) | 2:45.34 (0:30.41) | 2:02.16 | 2:00.95 | +6m | 7.93m |
| | | Ada Massa | Lead | Q3 | | | 203m | 806m | 807m | 808m | 593m | 403m | 402m | 405m | 403m | | | | |
| 7 | 6 | KAMARAN | 51.44 | 0:30.20 | 03.86 | 07.23 | 14.20 | 1:01.68 | 1:01.18 | 1:00.54 | 0:43.37 [3] | 1:14.07 [3] (0:30.70) | 1:45.05 [5] (0:30.98) | 2:15.25 [4] (0:30.20) | 2:45.59 (0:30.34) | 2:02.22 | 2:01.13 | +41m | 11.2m |
| | | Kerryn Manning | Lead | Q3 | | | 204m | 823m | 818m | 817m | 602m | 412m | 411m | 407m | 410m | | | | |

Note: Timing is based on positional data.

[] Indicates rank at the end of each section


--:-- No data available for this section

N/A Information not available

Ballarat-Professional-2026-05-14

Race 1: ballarattrottingclub.com.au TROT - 2200m

14 May 2026 - 5:19PM



HARNESS RACING VICTORIA



| RANK | TAB | Horse/ Driver | Top Speed (Km/h) | Fastest Section | First 50m | First 100m | First 200m | First Half | Middle Half | Last Half | Lead Time 0:43.16 | 1st Quarter | 2nd Quarter | 3rd Quarter | 4th Quarter | Last Mile | Mile Rate | Distance Travelled | Gross Time/ Margin |
|------|-----|------------------|---------------------|-----------------|-----------|------------|------------|------------|-------------|-----------|----------------------|----------------------|----------------------|----------------------|----------------------|-----------|-----------|--------------------|-----------------------|
| | | | | | | | | | | | | 1:13.82 (0:30.66) | 1:44.69 (0:30.87) | 2:14.93 (0:30.24) | 2:44.75 (0:29.82) | | | | |
| 8 | 7 | FREMARKS PEGGY | 51.26 | 0:29.69 | 04.00 | 07.62 | 15.25 | 1:00.76 | 1:00.52 | 0:59.71 | 0:45.13 [11] | 1:15.38 [11] | 1:45.88 [11] | 2:15.90 [8] | 2:45.60 | 2:00.47 | 2:01.14 | +11m | 11.44m |
| | | Nick Youngson | Q4 | Q4 | | | 204m | 805m | 805m | 806m | 600m | 402m | 402m | 402m | 404m | | | | |
| 9 | 4 | AHUNDREDPLUS | 51.44 | 0:30.08 | 03.86 | 07.26 | 14.22 | 1:01.41 | 1:01.38 | 1:00.56 | 0:43.67 [5] | 1:14.18 [4] | 1:45.08 [4] | 2:15.56 [5] | 2:45.65 | 2:01.98 | 2:01.17 | +24m | 12.03m |
| | | Jackie Barker | Lead | Q4 | | | 203m | 815m | 812m | 814m | 596m | 408m | 407m | 405m | 409m | | | | |
| 10 | 3 | APRIL SUN | 53.64 | 0:30.51 | 03.85 | 07.10 | 13.83 | 1:01.56 | 1:01.43 | 1:01.79 | 0:43.16 [1] | 1:13.82 [1] | 1:44.74 [2] | 2:15.25 [2] | 2:46.54 | 2:03.37 | 2:01.82 | +22m | 23.95m |
| | | Steve Leight | Lead | Q3 | | | 202m | 815m | 812m | 811m | 596m | 408m | 407m | 405m | 407m | | | | |
| 11 | 1 | ACE DAN | 52.16 | 0:30.56 | 04.03 | 07.46 | 14.26 | 1:01.43 | 1:02.08 | 1:05.25 | 0:43.90 [6] | 1:14.45 [6] | 1:45.33 [6] | 2:16.54 [11] | 2:50.59 | 2:06.68 | 2:04.79 | +8m | 78.33m |
| | | Chris Romanidis | Lead | Q1 | | | 203m | 806m | 808m | 809m | 594m | 403m | 403m | 406m | 403m | | | | |

Scratched: RYMES (12)

Note: Timing is based on positional data.

[] Indicates rank at the end of each section


-:--:- No data available for this section

N/A Information not available

Ballarat-Professional-2026-05-14

Race 2: BOOK NOW GIRLS NIGHT OUT 25/6 TROT - 1710m

14 May 2026 - 5:58PM



HARNESS RACING VICTORIA



| RANK | TAB | Horse/ Driver | Top Speed (Km/h) | Fastest Section | First 50m | First 100m | First 200m | First Half | Middle Half | Last Half | Lead Time 0:06.34 | 1st Quarter | 2nd Quarter | 3rd Quarter | 4th Quarter | Last Mile | Mile Rate | Distance Travelled | Gross Time/ Margin |
|------|-----|--------------------|---------------------|-----------------|-----------|------------|------------|------------|-------------|-----------|----------------------|----------------------|----------------------|----------------------|----------------------|-----------|-----------|--------------------|-----------------------|
| | | | | | | | | | | | | 0:35.78 (0:29.44) | 1:06.64 (0:30.86) | 1:36.97 (0:30.33) | 2:07.84 (0:30.87) | | | | |
| 1 | 6 | NUCLEAR ATTITUDE | 51.34 | 0:29.62 | 03.97 | 07.52 | 14.51 | 1:00.28 | 0:59.97 | 1:00.49 | 0:07.08 [4] | 0:37.00 [4] | 1:07.35 [3] | 1:36.97 [1] | 2:07.84 | 2:00.77 | 2:00.31 | +16m | 2:07.84 |
| | | Ginger Gleeson | Q1 | Q3 | | | 203m | 815m | 811m | 811m | | 101m | 408m | 407m | 404m | | | | |
| 2 | 3 | JUNGLE SPIDER | 51.59 | 0:29.53 | 03.96 | 07.38 | 14.24 | 1:00.26 | 1:01.07 | 1:01.36 | 0:06.81 [3] | 0:36.33 [2] | 1:07.07 [2] | 1:37.40 [3] | 2:08.43 | 2:01.62 | 2:00.86 | +5m | 7.91m |
| | | Robert Young | Q1 | Q1 | | | 201m | 807m | 807m | 809m | | 100m | 404m | 402m | 405m | | | | |
| 3 | 9 | CHARLIE WALKER | 51.23 | 0:29.65 | 04.12 | 07.77 | 15.02 | 1:00.25 | 1:00.09 | 1:00.92 | 0:07.57 [7] | 0:37.38 [6] | 1:07.82 [5] | 1:37.46 [5] | 2:08.73 | 2:01.17 | 2:01.15 | +22m | 12.04m |
| | | Michael Bellman | Q1 | Q3 | | | 202m | 815m | 812m | 813m | | 104m | 409m | 406m | 405m | | | | |
| 4 | 1 | LAVENGERS BOY | 49.93 | 0:29.87 | 04.03 | 07.51 | 14.60 | 1:01.17 | 1:00.93 | 1:00.59 | 0:07.12 [5] | 0:37.22 [5] | 1:08.28 [6] | 1:38.15 [6] | 2:08.87 | 2:01.76 | 2:01.28 | +5m | 13.92m |
| | | Adrian Pace | Q1 | Q3 | | | 201m | 805m | 806m | 809m | | 101m | 402m | 402m | 404m | | | | |
| 5 | 4 | TOUCHANDGO | 51.30 | 0:29.96 | 03.88 | 07.28 | 14.20 | 1:00.67 | 1:00.74 | 1:01.51 | 0:06.80 [2] | 0:36.77 [3] | 1:07.48 [4] | 1:37.51 [4] | 2:09.00 | 2:02.18 | 2:01.41 | +13m | 15.66m |
| | | Lauren White | Q1 | Q1 | | | 203m | 811m | 808m | 812m | | 100m | 409m | 403m | 406m | | | | |
| 6 | 5 | ALDEBARAN MAVERICK | 55.08 | 0:29.44 | 03.79 | 06.96 | 13.52 | 1:00.30 | 1:01.23 | 1:02.64 | 0:06.34 [1] | 0:35.78 [1] | 1:06.64 [1] | 1:37.00 [2] | 2:09.27 | 2:02.94 | 2:01.66 | +3m | 19.27m |
| | | Scott Torney | Q1 | Q1 | | | 202m | 805m | 807m | 808m | | 100m | 403m | 402m | 405m | | | | |
| 7 | 8 | HEART OF GRACELAND | 49.79 | 0:29.71 | 04.23 | 07.86 | 15.66 | 1:00.89 | 1:00.08 | 1:00.97 | 0:07.93 [12] | 0:38.44 [9] | 1:08.81 [8] | 1:38.52 [8] | 2:09.78 | 2:01.86 | 2:02.13 | +30m | 26.02m |
| | | Ian White | Q3 | Q3 | | | 202m | 816m | 815m | 816m | | 108m | 408m | 408m | 406m | | | | |

Note: Timing is based on positional data.

[] Indicates rank at the end of each section


--:-- No data available for this section

N/A Information not available

Ballarat-Professional-2026-05-14

Race 2: BOOK NOW GIRLS NIGHT OUT 25/6 TROT - 1710m

14 May 2026 - 5:58PM



HARNESS RACING VICTORIA




| RANK | TAB | Horse/ Driver | Top Speed (Km/h) | Fastest Section | First 50m | First 100m | First 200m | First Half | Middle Half | Last Half | Lead Time | 1st Quarter | 2nd Quarter | 3rd Quarter | 4th Quarter | Last Mile | Mile Rate | Distance Travelled | Gross Time/ Margin |
|------|-----|--------------------|------------------|-----------------|-----------|------------|------------|------------|-------------|-----------|--------------|----------------------|----------------------|----------------------|----------------------|-----------|-----------|--------------------|-----------------------|
| | | | | | | | | | | | | 0:35.78 (0:29.44) | 1:06.64 (0:30.86) | 1:36.97 (0:30.33) | 2:07.84 (0:30.87) | | | | |
| 8 | 7 | MISS AVENGER | 51.26 | 0:29.11 | 04.30 | 08.45 | 16.49 | 1:02.08 | 0:59.48 | 1:00.56 | 0:07.83 [11] | 0:39.54 [12] | 1:09.91 [11] | 1:39.02 [11] | 2:10.50 | 2:02.66 | 2:02.82 | +30m | 35.75m |
| | | Olivia Jardine | Q3 | Q3 | | | 203m | 821m | 818m | 820m | | 100m | 411m | 410m | 408m | | | | |
| 9 | 12 | KYVALLEY MISTY | 52.02 | 0:29.09 | 04.00 | 07.55 | 15.33 | 1:01.31 | 0:59.02 | 1:01.64 | 0:07.78 [10] | 0:39.15 [11] | 1:09.08 [9] | 1:38.17 [7] | 2:10.72 | 2:02.95 | 2:03.02 | +41m | 38.64m |
| | | Josh Duggan | Q3 | Q3 | | | 203m | 825m | 818m | 817m | | 110m | 414m | 410m | 408m | | | | |
| 10 | 2 | CRONK | 49.57 | 0:29.99 | 04.13 | 07.78 | 15.12 | 1:01.56 | 1:00.93 | 1:01.99 | 0:07.28 [6] | 0:37.90 [7] | 1:08.83 [7] | 1:38.82 [9] | 2:10.82 | 2:03.55 | 2:03.11 | +8m | 39.96m |
| | | Nick Youngson | Q3 | Q3 | | | 202m | 810m | 809m | 808m | | 100m | 405m | 405m | 404m | | | | |
| 11 | 10 | ALDEBARAN BRIANNA | 49.93 | 0:29.89 | 04.17 | 07.87 | 15.55 | 1:01.41 | 1:00.20 | 1:02.86 | 0:07.63 [9] | 0:38.73 [10] | 1:09.05 [10] | 1:38.94 [10] | 2:11.92 | 2:04.27 | 2:04.15 | +20m | 54.81m |
| | | Connor Ronan | Q3 | Q3 | | | 202m | 815m | 808m | 810m | | 105m | 411m | 404m | 404m | | | | |
| 12 | 11 | COLUMBIAS GONZALES | 49.50 | 0:30.42 | 04.11 | 07.81 | 15.24 | 1:06.24 | 1:07.68 | 1:02.34 | 0:07.56 [8] | 0:37.98 [8] | 1:13.81 [12] | 1:45.66 [12] | 2:16.15 | 2:08.57 | 2:08.13 | +16m | 111.46m |
| | | David Magri | Q1 | Q1 | | | 202m | 815m | 809m | 808m | | 104m | 409m | 405m | 404m | | | | |

Note: Timing is based on positional data.

[] Indicates rank at the end of each section

--:-- No data available for this section

N/A Information not available



HARNESS RACING VICTORIA

Ballarat-Professional-2026-05-14

Race 3: ALFREDTON LAUNDRY TROT - 2200m

14 May 2026 - 6:33PM




| RANK | TAB | Horse/ Driver | Top Speed (Km/h) | Fastest Section | First 50m | First 100m | First 200m | First Half | Middle Half | Last Half | Lead Time 0:42.81 | 1st Quarter | 2nd Quarter | 3rd Quarter | 4th Quarter | Last Mile | Mile Rate | Distance Travelled | Gross Time/ Margin |
|------|-----|--------------------|---------------------|-----------------|-----------|------------|------------|------------|-------------|-----------|----------------------|----------------------|----------------------|----------------------|----------------------|-----------|-----------|--------------------|-----------------------|
| | | | | | | | | | | | | 1:13.85 (0:31.04) | 1:44.35 (0:30.50) | 2:15.17 (0:30.82) | 2:45.25 (0:30.08) | | | | |
| 1 | 8 | BUCKLES FOR BERRY | 52.16 | 0:29.38 | 03.88 | 07.28 | 14.26 | 1:01.56 | 1:01.11 | 0:59.95 | 0:43.71 [6] | 1:14.74 [6] | 1:45.28 [6] | 2:15.87 [7] | 2:45.25 | 2:01.53 | 2:00.88 | +22m | 2:45.25 |
| | | Brent Murphy | Q4 | Q4 | | | 202m | 806m | 809m | 818m | | 598m | 403m | 403m | 407m | | | | |
| 2 | 7 | NO TELLING HEATHER | 50.90 | 0:29.92 | 03.98 | 07.46 | 14.62 | 1:01.20 | 1:00.32 | 0:59.93 | 0:44.45 [10] | 1:15.25 [9] | 1:45.64 [9] | 2:15.55 [4] | 2:45.56 | 2:01.13 | 2:01.11 | +34m | 4.25m |
| | | Brett Holloway | Q3 | Q3 | | | 206m | 814m | 813m | 814m | | 606m | 407m | 407m | 406m | | | | |
| 3 | 10 | SNICKERS EXPRESS | 50.26 | 0:30.38 | 03.92 | 07.37 | 14.47 | 1:01.19 | 1:00.77 | 1:00.77 | 0:43.76 [5] | 1:14.56 [5] | 1:44.96 [4] | 2:15.34 [2] | 2:45.74 | 2:01.96 | 2:01.24 | +29m | 6.61m |
| | | Kerryn Manning | Lead | Q3 | | | 203m | 816m | 814m | 813m | | 601m | 408m | 408m | 406m | | | | |
| 4 | 12 | BAARLINEE | 51.52 | 0:29.62 | 03.91 | 07.42 | 14.89 | 1:01.37 | 1:01.05 | 1:00.13 | 0:44.26 [9] | 1:15.08 [8] | 1:45.63 [8] | 2:16.14 [8] | 2:45.76 | 2:01.50 | 2:01.25 | +23m | 6.81m |
| | | Jason Ainsworth | Q4 | Q4 | | | 204m | 806m | 808m | 816m | | 602m | 403m | 402m | 405m | | | | |
| 5 | 2 | FLING IT RAINBOW | 53.75 | 0:30.50 | 03.70 | 06.93 | 13.67 | 1:01.56 | 1:01.33 | 1:01.48 | 0:43.15 [2] | 1:14.21 [3] | 1:44.71 [3] | 2:15.54 [3] | 2:46.20 | 2:03.04 | 2:01.57 | +8m | 12.73m |
| | | Michael Bellman | Lead | Q2 | | | 202m | 806m | 807m | 809m | | 593m | 403m | 402m | 405m | | | | |
| 6 | 1 | ONAWINGANDAPRAYER | 51.23 | 0:30.53 | 03.89 | 07.28 | 14.23 | 1:01.56 | 1:01.34 | 1:01.36 | 0:43.45 [4] | 1:14.49 [4] | 1:45.03 [5] | 2:15.84 [6] | 2:46.39 | 2:02.93 | 2:01.71 | +9m | 15.22m |
| | | Jordan Leedham | Lead | Q2 | | | 202m | 805m | 807m | 810m | | 594m | 403m | 402m | 405m | | | | |
| 7 | 3 | CHAMPAGNES | 51.88 | 0:30.50 | 03.77 | 07.13 | 14.20 | 1:01.55 | 1:01.32 | 1:02.30 | 0:42.81 [1] | 1:13.85 [1] | 1:44.35 [1] | 2:15.17 [1] | 2:46.65 | 2:03.85 | 2:01.90 | +12m | 18.75m |
| | | James Herbertson | Lead | Q2 | | | 203m | 805m | 807m | 808m | | 599m | 403m | 402m | 404m | | | | |

Note: Timing is based on positional data.

[] Indicates rank at the end of each section

--:-- No data available for this section

N/A Information not available



HARNESS RACING VICTORIA

Ballarat-Professional-2026-05-14

Race 3: ALFREDTON LAUNDRY TROT - 2200m

14 May 2026 - 6:33PM



| RANK | TAB | Horse/Driver | Top Speed (Km/h) | Fastest Section | First 50m | First 100m | First 200m | First Half | Middle Half | Last Half | Lead Time | 1st Quarter | 2nd Quarter | 3rd Quarter | 4th Quarter | Last Mile | Mile Rate | Distance Travelled | Gross Time/Margin |
|------|-----|-------------------|------------------|-----------------|-----------|------------|------------|------------|-------------|-----------|--------------|----------------------|----------------------|----------------------|----------------------|-----------|-----------|--------------------|-------------------|
| | | | | | | | | | | | | 1:13.85 (0:31.04) | 1:44.35 (0:30.50) | 2:15.17 (0:30.82) | 2:45.25 (0:30.08) | | | | |
| 8 | 6 | IMABOGANBOY | 52.78 | 0:30.41 | 03.84 | 07.17 | 13.93 | 1:01.25 | 1:01.24 | 1:01.16 | 0:44.75 [11] | 1:15.51 [10] | 1:46.00 [11] | 2:16.75 [10] | 2:47.17 | 2:02.41 | 2:02.29 | +21m | 25.75m |
| | | Glenn Conroy | Lead | Q4 | | | 203m | 806m | 807m | 810m | 605m | 403m | 403m | 405m | 406m | | | | |
| 9 | 5 | SABIHALIL | 55.94 | 0:30.27 | 03.56 | 06.66 | 13.99 | 1:02.05 | 1:00.79 | 1:01.22 | 0:44.23 [8] | 1:16.01 [12] | 1:46.28 [12] | 2:16.80 [11] | 2:47.50 | 2:03.27 | 2:02.53 | +35m | 30.19m |
| | | Austin Mifsud | Lead | Q2 | | | 203m | 818m | 814m | 816m | 601m | 411m | 407m | 407m | 409m | | | | |
| 10 | 4 | RIDETHELIGHTNING | 51.23 | 0:30.35 | 03.85 | 07.23 | 14.35 | 1:00.71 | 1:00.70 | 1:02.12 | 0:45.23 [12] | 1:15.60 [11] | 1:45.95 [10] | 2:16.28 [9] | 2:48.06 | 2:02.83 | 2:02.94 | +36m | 37.74m |
| | | Nicholas O'Connor | Lead | Q2 | | | 204m | 815m | 815m | 820m | 602m | 408m | 407m | 407m | 412m | | | | |
| 11 | 9 | NIGHT WHISPERER | 51.44 | 0:30.42 | 03.83 | 07.19 | 14.22 | 1:01.23 | 1:01.59 | 1:03.49 | 0:43.37 [3] | 1:14.18 [2] | 1:44.60 [2] | 2:15.77 [5] | 2:48.10 | 2:04.72 | 2:02.96 | +25m | 38.15m |
| | | Ashley Ainsworth | Lead | Q2 | | | 203m | 815m | 811m | 810m | 600m | 408m | 407m | 404m | 406m | | | | |
| 12 | 11 | FAR AS POSSIBLE | 50.76 | 0:30.44 | 03.85 | 07.27 | 14.60 | 1:01.21 | 1:03.48 | 1:12.23 | 0:44.12 [7] | 1:14.90 [7] | 1:45.34 [7] | 2:18.38 [12] | 2:57.56 | 2:13.44 | 2:09.89 | +32m | 165.26m |
| | | Scott Torney | Lead | Q2 | | | 203m | 815m | 813m | 814m | 603m | 407m | 407m | 406m | 408m | | | | |

Note: Timing is based on positional data.

[] Indicates rank at the end of each section


--:--:-- No data available for this section

N/A Information not available

Ballarat-Professional-2026-05-14

Race 4: BLACK HORSE NATURALS PACE - 1710m

14 May 2026 - 6:59PM



HARNESS RACING VICTORIA



| RANK | TAB | Horse/Driver | Top Speed (Km/h) | Fastest Section | First 50m | First 100m | First 200m | First Half | Middle Half | Last Half | Lead Time | 1st Quarter | 2nd Quarter | 3rd Quarter | 4th Quarter | Last Mile | Mile Rate | Distance Travelled | Gross Time/Margin |
|------|-----|--------------------|------------------|-----------------|-----------|------------|------------|------------|-------------|-----------|--------------|----------------------|----------------------|----------------------|----------------------|-----------|-----------|--------------------|-------------------|
| | | | | | | | | | | | | 0:35.46 (0:29.28) | 1:07.06 (0:31.60) | 1:35.87 (0:28.81) | 2:04.40 (0:28.53) | | | | |
| 1 | 4 | TREACHEROUSTIMES | 56.20 | 0:28.53 | 03.67 | 06.78 | 13.12 | 1:00.88 | 1:00.41 | 0:57.34 | 0:06.17 [1] | 0:35.46 [1] | 1:07.06 [1] | 1:35.87 [1] | 2:04.40 | 1:58.22 | 1:57.08 | +6m | 2:04.40 |
| | | Glenn Bull | Q1 | Q4 | | | 203m | 806m | 809m | 810m | 100m | 403m | 403m | 406m | 403m | | | | |
| 2 | 10 | GALLICO | 54.54 | 0:28.16 | 03.84 | 07.07 | 13.56 | 1:00.78 | 0:59.93 | 0:56.84 | 0:06.80 [7] | 0:36.33 [5] | 1:07.57 [4] | 1:36.25 [4] | 2:04.42 | 1:57.62 | 1:57.09 | +25m | 0.23m |
| | | James Herbertson | Q1 | Q4 | | | 202m | 818m | 813m | 813m | 105m | 410m | 408m | 405m | 408m | | | | |
| 3 | 1 | SKYZ ABOVE | 55.55 | 0:28.28 | 03.86 | 07.09 | 13.43 | 1:00.85 | 1:00.39 | 0:57.10 | 0:06.56 [5] | 0:35.85 [2] | 1:07.43 [3] | 1:36.25 [3] | 2:04.53 | 1:57.95 | 1:57.20 | +4m | 1.66m |
| | | Blake Pace | Q1 | Q4 | | | 201m | 806m | 806m | 807m | 101m | 404m | 402m | 404m | 403m | | | | |
| 4 | 3 | IFYOULOVEMELETMEGO | 54.50 | 0:28.65 | 03.77 | 06.97 | 13.47 | 1:00.87 | 1:00.08 | 0:57.35 | 0:06.36 [4] | 0:35.86 [3] | 1:07.24 [2] | 1:35.93 [2] | 2:04.57 | 1:58.22 | 1:57.24 | +20m | 2.36m |
| | | Ewa Justice | Q1 | Q4 | | | 202m | 818m | 812m | 812m | 100m | 410m | 408m | 405m | 407m | | | | |
| 5 | 6 | KIMCHI | 53.32 | 0:28.17 | 03.86 | 07.24 | 14.20 | 1:01.53 | 0:59.56 | 0:56.55 | 0:06.61 [6] | 0:36.95 [8] | 1:08.14 [8] | 1:36.52 [7] | 2:04.69 | 1:58.08 | 1:57.35 | +21m | 3.82m |
| | | Taylor Youl | Q3 | Q4 | | | 202m | 818m | 813m | 812m | 100m | 410m | 408m | 405m | 408m | | | | |
| 6 | 9 | UP AND ABOUT | 54.04 | 0:28.19 | 03.92 | 07.19 | 13.73 | 1:00.78 | 1:00.35 | 0:56.97 | 0:06.92 [9] | 0:36.12 [4] | 1:07.71 [5] | 1:36.50 [6] | 2:04.70 | 1:57.75 | 1:57.35 | +8m | 3.93m |
| | | Jordan Leedham | Q1 | Q4 | | | 202m | 805m | 806m | 808m | 105m | 403m | 402m | 403m | 405m | | | | |
| 7 | 11 | BLUE MIKI | 54.97 | 0:28.46 | 03.99 | 07.35 | 13.86 | 1:00.76 | 0:59.66 | 0:57.12 | 0:07.14 [10] | 0:36.71 [7] | 1:07.91 [6] | 1:36.37 [5] | 2:05.04 | 1:57.88 | 1:57.67 | +29m | 8.5m |
| | | Brent Murphy | Q1 | Q3 | | | 202m | 817m | 814m | 817m | 106m | 409m | 407m | 406m | 410m | | | | |

Note: Timing is based on positional data.

[] Indicates rank at the end of each section

--:-- No data available for this section

N/A Information not available



HARNESS RACING VICTORIA

Ballarat-Professional-2026-05-14

Race 4: BLACK HORSE NATURALS PACE - 1710m

14 May 2026 - 6:59PM



| RANK | TAB | Horse/ Driver | Top Speed (Km/h) | Fastest Section | First 50m | First 100m | First 200m | First Half | Middle Half | Last Half | Lead Time | 1st Quarter | 2nd Quarter | 3rd Quarter | 4th Quarter | Last Mile | Mile Rate | Distance Travelled | Gross Time/ Margin |
|------|-----|-------------------------|------------------|-----------------|--------------|--------------|--------------|------------|----------------|-----------|-------------|----------------------|----------------------|----------------------|----------------------|-----------|-----------|--------------------|-----------------------|
| | | | | | | | | | | | | 0:35.46 (0:29.28) | 1:07.06 (0:31.60) | 1:35.87 (0:28.81) | 2:04.40 (0:28.53) | | | | |
| 8 | 7 | SUPER CODE | 53.28 | 0:28.25 | 03.93 | 07.36 | 14.22 | 1:01.59 | 0:59.36 | 0:57.12 | 0:06.82 [8] | 0:37.30 [9] | 1:08.41 [9] | 1:36.66 [8] | 2:05.54 | 1:58.71 | 1:58.14 | +33m | 15.17m |
| | | Brett Holloway | Q3 | Q3 | | | 203m | 824m | 817m | 818m | 101m | 415m | 409m | 407m | 411m | | | | |
| 9 | 5 | CALEDONIAN TERRA | 54.61 | 0:28.25 | 03.76 | 06.94 | 13.46 | 1:02.37 | 0:59.56 | 0:56.89 | 0:06.33 [3] | 0:37.37 [10] | 1:08.70 [10] | 1:36.95 [9] | 2:05.60 | 1:59.26 | 1:58.20 | +35m | 16.01m |
| | | Hannah Lewis | Lead | Q3 | | | 202m | 826m | 818m | 819m | 100m | 416m | 410m | 408m | 411m | | | | |
| 10 | 2 | SIR CANDY CLOUD | 55.69 | 0:28.78 | 03.74 | 06.90 | 13.28 | 1:01.72 | 1:00.64 | 0:57.86 | 0:06.28 [2] | 0:36.45 [6] | 1:08.02 [7] | 1:37.10 [10] | 2:05.89 | 1:59.57 | 1:58.48 | +5m | 19.91m |
| | | Chris Alford | Q1 | Q4 | | | 202m | 805m | 807m | 810m | 100m | 402m | 402m | 405m | 405m | | | | |

Scratched: WICHITA KANSAS (8)

Note: Timing is based on positional data.

[] Indicates rank at the end of each section


-:--:- No data available for this section

N/A Information not available

Ballarat-Professional-2026-05-14

Race 5: NATURES CARGO PACE - 2200m

14 May 2026 - 7:31PM



HARNESS RACING VICTORIA



| RANK | TAB | Horse/ Driver | Top Speed (Km/h) | Fastest Section | First 50m | First 100m | First 200m | First Half | Middle Half | Last Half | Lead Time | 1st Quarter | 2nd Quarter | 3rd Quarter | 4th Quarter | Last Mile | Mile Rate | Distance Travelled | Gross Time/ Margin |
|------|-----|-------------------|---------------------|--------------------|--------------|---------------|---------------|---------------|----------------|--------------|--------------|----------------------|----------------------|----------------------|----------------------|--------------|--------------|-----------------------|--------------------------|
| | | | | | | | | | | | | 1:12.28 (0:31.00) | 1:43.19 (0:30.91) | 2:11.56 (0:28.37) | 2:40.34 (0:28.78) | | | | |
| 1 | 2 | SPORTSBOU | 54.68 | 0:28.22 | 03.62 | 06.81 | 12.99 | 1:01.51 | 0:59.21 | 0:56.70 | 0:42.13 [4] | 1:12.91 [4] | 1:43.64 [4] | 2:12.11 [5] | 2:40.34 | 1:58.21 | 1:57.29 | +23m | 2:40.34 |
| | | Michael Bellman | Lead | Q4 | | | 204m | 818m | 814m | 815m | | 591m | 410m | 408m | 406m | | | | |
| 2 | 8 | AFFAMATO | 55.76 | 0:27.57 | 03.75 | 07.02 | 13.76 | 1:01.15 | 0:58.25 | 0:56.23 | 0:43.02 [7] | 1:13.49 [8] | 1:44.17 [8] | 2:11.75 [2] | 2:40.41 | 1:57.38 | 1:57.34 | +28m | 0.94m |
| | | Allan McDonough | Q3 | Q3 | | | 204m | 817m | 814m | 815m | | 596m | 409m | 408m | 406m | | | | |
| 3 | 4 | CALEDONIAN RANGER | 56.74 | 0:28.37 | 03.47 | 06.54 | 12.42 | 1:01.83 | 0:59.22 | 0:57.19 | 0:41.69 [2] | 1:12.66 [3] | 1:43.51 [3] | 2:11.87 [4] | 2:40.70 | 1:59.02 | 1:57.55 | +1m | 4.92m |
| | | Jodi Quinlan | Lead | Q3 | | | 202m | 806m | 807m | 809m | | 588m | 404m | 402m | 405m | | | | |
| 4 | 7 | ANOTHER WOODS | 53.28 | 0:28.18 | 03.77 | 07.13 | 13.78 | 1:00.44 | 0:59.17 | 0:56.50 | 0:43.77 [9] | 1:13.36 [7] | 1:44.20 [7] | 2:12.52 [9] | 2:40.70 | 1:56.94 | 1:57.56 | +16m | 4.95m |
| | | James Herbertson | Q4 | Q4 | | | 206m | 807m | 807m | 808m | | 601m | 404m | 402m | 405m | | | | |
| 5 | 9 | MUSELET | 54.97 | 0:28.46 | 03.59 | 06.77 | 13.39 | 1:01.49 | 0:59.18 | 0:57.02 | 0:42.46 [5] | 1:13.23 [6] | 1:43.96 [6] | 2:12.42 [7] | 2:40.98 | 1:58.51 | 1:57.76 | +25m | 8.64m |
| | | Kerryn Manning | Lead | Q3 | | | 203m | 818m | 813m | 812m | | 595m | 410m | 408m | 405m | | | | |
| 6 | 1 | JANIEBQUICK | 55.33 | 0:28.34 | 03.68 | 06.83 | 12.94 | 1:01.79 | 0:59.19 | 0:57.19 | 0:42.15 [3] | 1:13.08 [5] | 1:43.94 [5] | 2:12.28 [6] | 2:41.13 | 1:58.98 | 1:57.86 | 0m | 10.6m |
| | | Brent Murphy | Lead | Q3 | | | 202m | 806m | 807m | 807m | | 587m | 404m | 402m | 404m | | | | |
| 7 | 6 | JUST INCREDIBLE | 57.06 | 0:28.37 | 03.48 | 06.52 | 12.32 | 1:01.90 | 0:59.28 | 0:58.20 | 0:41.28 [1] | 1:12.28 [1] | 1:43.19 [1] | 2:11.56 [1] | 2:41.40 | 2:00.10 | 1:58.07 | +3m | 14.34m |
| | | Kyle Marshall | Lead | Q3 | | | 204m | 806m | 807m | 809m | | 590m | 404m | 402m | 405m | | | | |

Note: Timing is based on positional data.

[] Indicates rank at the end of each section


--:-- No data available for this section

N/A Information not available

Ballarat-Professional-2026-05-14

Race 5: NATURES CARGO PACE - 2200m

14 May 2026 - 7:31PM



HARNESS RACING VICTORIA



| RANK | TAB | Horse/ Driver | Top Speed (Km/h) | Fastest Section | First 50m | First 100m | First 200m | First Half | Middle Half | Last Half | Lead Time | 1st Quarter | 2nd Quarter | 3rd Quarter | 4th Quarter | Last Mile | Mile Rate | Distance Travelled | Gross Time/ Margin |
|------|-----|-------------------|------------------|-----------------|-----------|------------|------------|------------|-------------|-----------|--------------|--------------|----------------------|----------------------|----------------------|-----------|-----------|--------------------|-----------------------|
| | | | | | | | | | | | | 0:41.28 | 1:12.28 (0:31.00) | 1:43.19 (0:30.91) | 2:11.56 (0:28.37) | | | | |
| 8 | 3 | SHIFFRIN | 53.35 | 0:28.48 | 03.75 | 07.01 | 13.39 | 1:00.74 | 0:59.23 | 0:58.08 | 0:42.59 [6] | 1:12.56 [2] | 1:43.33 [2] | 2:11.81 [3] | 2:41.42 | 1:58.82 | 1:58.08 | +24m | 14.5m |
| | | Kate Gath | Lead | Q3 | | | 204m | 819m | 813m | 812m | 594m | 411m | 408m | 405m | 407m | | | | |
| 9 | 5 | OPTIMAL | 54.76 | 0:28.22 | 03.74 | 07.12 | 13.78 | 1:00.73 | 0:58.97 | 0:57.07 | 0:43.77 [10] | 1:13.75 [9] | 1:44.50 [9] | 2:12.72 [10] | 2:41.57 | 1:57.80 | 1:58.20 | +17m | 16.72m |
| | | Jason Ainsworth | Q3 | Q3 | | | 204m | 811m | 810m | 813m | 594m | 406m | 405m | 405m | 408m | | | | |
| 10 | 10 | ADMIRALOFTHEFLEET | 54.61 | 0:27.93 | 03.78 | 07.07 | 13.97 | 1:01.12 | 0:58.60 | 0:57.44 | 0:43.28 [8] | 1:13.75 [10] | 1:44.42 [10] | 2:12.35 [8] | 2:41.87 | 1:58.56 | 1:58.41 | +29m | 20.61m |
| | | Connor Ronan | Q3 | Q3 | | | 204m | 816m | 815m | 817m | 596m | 408m | 408m | 407m | 410m | | | | |

Note: Timing is based on positional data.

[] Indicates rank at the end of each section


--:--:-- No data available for this section

N/A Information not available

Ballarat-Professional-2026-05-14

Race 6: FERNDALE FOODS PACE - 1710m

14 May 2026 - 8:00PM



HARNESS RACING VICTORIA



| RANK | TAB | Horse/ Driver | Top Speed (Km/h) | Fastest Section | First 50m | First 100m | First 200m | First Half | Middle Half | Last Half | Lead Time 0:06.23 | 1st Quarter | 2nd Quarter | 3rd Quarter | 4th Quarter | Last Mile | Mile Rate | Distance Travelled | Gross Time/ Margin |
|------|-----|------------------|---------------------|-----------------|-----------|------------|------------|------------|-------------|-----------|----------------------|----------------------|----------------------|----------------------|----------------------|-----------|-----------|--------------------|-----------------------|
| | | | | | | | | | | | | 0:35.45 (0:29.22) | 1:07.59 (0:32.14) | 1:36.93 (0:29.34) | 2:04.26 (0:27.33) | | | | |
| 1 | 4 | SWEET IRISH LOCH | 55.62 | 0:27.28 | 03.83 | 07.16 | 13.70 | 1:01.23 | 1:01.11 | 0:56.32 | 0:06.70 [5] | 0:35.86 [3] | 1:07.92 [2] | 1:36.96 [2] | 2:04.26 | 1:57.55 | 1:56.95 | +17m | 2:04.26 |
| | | Adrian Pace | Q4 | Q4 | | | 203m | 816m | 812m | 811m | | 100m | 409m | 407m | 405m | | | | |
| 2 | 7 | AMERICAN GUY | 57.31 | 0:27.33 | 03.80 | 07.10 | 13.36 | 1:01.26 | 1:01.43 | 0:56.61 | 0:06.72 [4] | 0:35.83 [2] | 1:07.98 [3] | 1:37.25 [3] | 2:04.59 | 1:57.87 | 1:57.25 | +9m | 4.34m |
| | | Jack Laugher | Q1 | Q4 | | | 203m | 809m | 809m | 810m | | 101m | 405m | 403m | 405m | | | | |
| 3 | 2 | COLORADO GIRL | 55.04 | 0:27.91 | 03.65 | 06.80 | 13.36 | 1:01.36 | 1:01.47 | 0:57.24 | 0:06.23 [1] | 0:35.45 [1] | 1:07.59 [1] | 1:36.93 [1] | 2:04.84 | 1:58.60 | 1:57.49 | +2m | 7.71m |
| | | Chris Alford | Lead | Q4 | | | 202m | 805m | 807m | 808m | | 100m | 403m | 402m | 405m | | | | |
| 4 | 9 | MAURLEN COMPASS | 55.44 | 0:27.32 | 03.80 | 07.12 | 14.08 | 1:01.63 | 1:01.16 | 0:56.42 | 0:06.95 [6] | 0:36.53 [6] | 1:08.59 [6] | 1:37.70 [5] | 2:05.02 | 1:58.05 | 1:57.65 | +25m | 10.07m |
| | | Michael Bellman | Q3 | Q4 | | | 203m | 818m | 814m | 814m | | 103m | 410m | 408m | 406m | | | | |
| 5 | 5 | MY MARIONETTE | 55.98 | 0:27.08 | 04.00 | 07.50 | 14.56 | 1:01.73 | 1:01.27 | 0:56.41 | 0:07.14 [8] | 0:36.93 [8] | 1:08.88 [8] | 1:38.21 [7] | 2:05.28 | 1:58.14 | 1:57.91 | +25m | 13.72m |
| | | James Herbertson | Q4 | Q4 | | | 202m | 818m | 815m | 816m | | 101m | 410m | 408m | 407m | | | | |
| 6 | 8 | ZOOM ZOOM BOOM | 57.06 | 0:26.86 | 03.83 | 07.13 | 13.89 | 1:01.63 | 1:01.93 | 0:56.66 | 0:07.03 [7] | 0:36.53 [7] | 1:08.66 [7] | 1:38.47 [8] | 2:05.34 | 1:58.28 | 1:57.96 | +17m | 14.46m |
| | | Connor Clarke | Q4 | Q4 | | | 202m | 805m | 807m | 816m | | 106m | 403m | 402m | 405m | | | | |
| 7 | 3 | MY KGARI | 55.40 | 0:28.11 | 03.77 | 07.05 | 13.99 | 1:01.67 | 1:01.10 | 0:57.13 | 0:06.55 [3] | 0:36.14 [4] | 1:08.22 [4] | 1:37.23 [4] | 2:05.35 | 1:58.80 | 1:57.97 | +20m | 14.54m |
| | | Jordan Leedham | Q3 | Q4 | | | 203m | 818m | 813m | 812m | | 100m | 410m | 408m | 405m | | | | |

Note: Timing is based on positional data.

[] Indicates rank at the end of each section


--:-- No data available for this section

N/A Information not available

Ballarat-Professional-2026-05-14

Race 6: FERNDALE FOODS PACE - 1710m

14 May 2026 - 8:00PM



HARNESS RACING VICTORIA



| RANK | TAB | Horse/ Driver | Top Speed (Km/h) | Fastest Section | First 50m | First 100m | First 200m | First Half | Middle Half | Last Half | Lead Time | 1st Quarter | 2nd Quarter | 3rd Quarter | 4th Quarter | Last Mile | Mile Rate | Distance Travelled | Gross Time/ Margin |
|------|-----|-------------------------------------|---------------------|-----------------|-----------|------------|------------|------------|-------------|-----------|-------------|----------------------|----------------------|----------------------|----------------------|-----------|-----------|--------------------|-----------------------|
| | | | | | | | | | | | | 0:35.45 (0:29.22) | 1:07.59 (0:32.14) | 1:36.93 (0:29.34) | 2:04.26 (0:27.33) | | | | |
| 8 | 1 | AMERICAN VICTORY Allan McDonough | 54.18 | 0:29.13 | 03.78 | 06.99 | 13.69 | 1:01.77 | 1:01.98 | 0:58.95 | 0:06.54 [2] | 0:36.15 [5] | 1:08.31 [5] | 1:38.13 [6] | 2:07.26 | 2:00.72 | 1:59.77 | +3m | 40.15m |
| | | | Lead | Q4 | | | 201m | 805m | 806m | 808m | | 100m | 403m | 402m | 404m | | | | |

Scratched: HAPPILY (6)

Note: Timing is based on positional data.

[] Indicates rank at the end of each section


--:-- No data available for this section

N/A Information not available

Ballarat-Professional-2026-05-14

Race 7: BERALDO COFFEE PACE - 1710m

14 May 2026 - 8:30PM



HARNESS RACING VICTORIA



| RANK | TAB | Horse/ Driver | Top Speed (Km/h) | Fastest Section | First 50m | First 100m | First 200m | First Half | Middle Half | Last Half | Lead Time 0:06.19 | 1st Quarter | 2nd Quarter | 3rd Quarter | 4th Quarter | Last Mile | Mile Rate | Distance Travelled | Gross Time/ Margin |
|------|-----|------------------|---------------------|--------------------|--------------|---------------|---------------|---------------|----------------|--------------|-------------------------|----------------------|----------------------|----------------------|----------------------|--------------|--------------|-----------------------|--------------------------|
| | | | | | | | | | | | | 0:34.93 (0:28.74) | 1:07.27 (0:32.34) | 1:35.71 (0:28.44) | 2:02.84 (0:27.13) | | | | |
| 1 | 7 | MAJOR BLITZ | 58.86 | 0:27.13 | 03.68 | 06.77 | 12.82 | 1:01.05 | 1:00.79 | 0:55.56 | 0:06.22 [2] | 0:34.93 [1] | 1:07.27 [1] | 1:35.71 [1] | 2:02.84 | 1:56.62 | 1:55.60 | +7m | 2:02.84 |
| | | Allan McDonough | Q1 | Q4 | | | 202m | 806m | 808m | 809m | 102m | 403m | 403m | 406m | 403m | | | | |
| 2 | 3 | MONTANA PRIDE | 56.27 | 0:26.67 | 03.71 | 06.86 | 13.31 | 1:01.60 | 1:00.72 | 0:55.07 | 0:06.28 [3] | 0:35.56 [3] | 1:07.88 [4] | 1:36.28 [6] | 2:02.95 | 1:56.67 | 1:55.71 | +5m | 1.48m |
| | | James Herbertson | Q4 | Q4 | | | 202m | 805m | 807m | 809m | 101m | 402m | 402m | 405m | 404m | | | | |
| 3 | 4 | RANGER RICK NZ | 56.59 | 0:26.93 | 03.64 | 06.72 | 12.99 | 1:01.41 | 1:00.76 | 0:55.36 | 0:06.19 [1] | 0:35.27 [2] | 1:07.60 [2] | 1:36.03 [4] | 2:02.97 | 1:56.77 | 1:55.73 | +8m | 1.81m |
| | | Jackie Barker | Q1 | Q4 | | | 201m | 808m | 809m | 809m | 102m | 404m | 404m | 405m | 403m | | | | |
| 4 | 6 | SCHERGER THAT | 54.58 | 0:27.57 | 03.80 | 07.02 | 13.53 | 1:01.22 | 1:00.12 | 0:55.74 | 0:06.43 [4] | 0:35.69 [4] | 1:07.65 [3] | 1:35.82 [2] | 2:03.40 | 1:56.96 | 1:56.13 | +18m | 7.47m |
| | | Taylor Youl | Q3 | Q4 | | | 203m | 815m | 812m | 811m | 102m | 407m | 407m | 405m | 407m | | | | |
| 5 | 1 | FEEL THE REIGN | 55.22 | 0:26.98 | 03.85 | 07.12 | 13.63 | 1:01.61 | 1:00.70 | 0:55.37 | 0:06.56 [5] | 0:35.87 [5] | 1:08.18 [6] | 1:36.56 [7] | 2:03.55 | 1:56.98 | 1:56.28 | +4m | 9.59m |
| | | Josh Duggan | Q4 | Q4 | | | 202m | 805m | 807m | 807m | 102m | 403m | 402m | 404m | 403m | | | | |
| 6 | 5 | GUNFORHIRE | 57.20 | 0:27.64 | 04.03 | 07.49 | 14.13 | 1:01.28 | 0:59.67 | 0:55.38 | 0:06.95 [7] | 0:36.30 [8] | 1:08.23 [7] | 1:35.98 [3] | 2:03.63 | 1:56.66 | 1:56.35 | +30m | 10.58m |
| | | Rory Coverdale | Q3 | Q4 | | | 203m | 818m | 815m | 820m | 102m | 410m | 408m | 407m | 413m | | | | |
| 7 | 8 | TALLARAS SHADOW | 54.58 | 0:27.50 | 03.96 | 07.35 | 13.92 | 1:00.83 | 1:00.12 | 0:55.68 | 0:07.15 [8] | 0:36.04 [6] | 1:07.98 [5] | 1:36.16 [5] | 2:03.67 | 1:56.51 | 1:56.39 | +25m | 11.16m |
| | | Jason Ainsworth | Q3 | Q4 | | | 203m | 816m | 813m | 813m | 107m | 408m | 408m | 405m | 408m | | | | |

Note: Timing is based on positional data.

[] Indicates rank at the end of each section


--:-- No data available for this section

N/A Information not available

Ballarat-Professional-2026-05-14

Race 7: BERALDO COFFEE PACE - 1710m

14 May 2026 - 8:30PM



HARNESS RACING VICTORIA



| RANK | TAB | Horse/ Driver | Top Speed (Km/h) | Fastest Section | First 50m | First 100m | First 200m | First Half | Middle Half | Last Half | Lead Time | 1st Quarter | 2nd Quarter | 3rd Quarter | 4th Quarter | Last Mile | Mile Rate | Distance Travelled | Gross Time/ Margin |
|------|-----|------------------|------------------|-----------------|-----------|------------|------------|------------|-------------|-----------|-------------|----------------------|----------------------|----------------------|----------------------|-----------|-----------|--------------------|-----------------------|
| | | | | | | | | | | | | 0:34.93 (0:28.74) | 1:07.27 (0:32.34) | 1:35.71 (0:28.44) | 2:02.84 (0:27.13) | | | | |
| 8 | 2 | CHEYS ANGEL | 56.27 | 0:27.00 | 03.91 | 07.30 | 13.87 | 1:01.65 | 1:00.66 | 0:55.36 | 0:06.86 [6] | 0:36.21 [7] | 1:08.51 [8] | 1:36.87 [8] | 2:03.87 | 1:57.01 | 1:56.58 | +12m | 14.34m |
| | | Jack Laugher | Q4 | Q4 | | | 202m | 806m | 808m | 813m | | 103m | 403m | 403m | 405m | | | | |

Note: Timing is based on positional data.

[] Indicates rank at the end of each section


--:-- No data available for this section

N/A Information not available

Ballarat-Professional-2026-05-14

Race 8: RADIO BALLARAT TROT - 2200m

14 May 2026 - 9:00PM



HARNESS RACING VICTORIA



| RANK | TAB | Horse/ Driver | Top Speed (Km/h) | Fastest Section | First 50m | First 100m | First 200m | First Half | Middle Half | Last Half | Lead Time 0:43.92 | 1st Quarter | 2nd Quarter | 3rd Quarter | 4th Quarter | Last Mile | Mile Rate | Distance Travelled | Gross Time/ Margin |
|------|-----|-------------------|---------------------|-----------------|-----------|------------|------------|------------|-------------|-----------|----------------------|----------------------|----------------------|----------------------|----------------------|-----------|-----------|--------------------|-----------------------|
| | | | | | | | | | | | | 1:16.56 (0:32.64) | 1:47.43 (0:30.87) | 2:16.86 (0:29.43) | 2:45.50 (0:28.64) | | | | |
| 1 | 2 | THE SKY IS THE LI | 53.86 | 0:28.64 | 03.95 | 07.22 | 13.87 | 1:03.50 | 1:00.30 | 0:58.07 | 0:43.92 [1] | 1:16.56 [1] | 1:47.43 [1] | 2:16.86 [1] | 2:45.50 | 2:01.56 | 2:01.06 | +6m | 2:45.50 |
| | | John Caldwell | Lead | Q4 | | | 202m | 805m | 807m | 807m | | 594m | 403m | 402m | 404m | | | | |
| 2 | 3 | AMOUR MATERNAL | 53.78 | 0:28.11 | 04.21 | 07.80 | 15.15 | 1:03.45 | 1:00.24 | 0:57.47 | 0:44.75 [4] | 1:17.32 [4] | 1:48.19 [5] | 2:17.55 [5] | 2:45.66 | 2:00.92 | 2:01.18 | +8m | 2:12m |
| | | Anne-Maree Conroy | Q4 | Q4 | | | 202m | 805m | 808m | 808m | | 595m | 403m | 402m | 405m | | | | |
| 3 | 1 | NIGHT FLIGHT | 52.63 | 0:28.52 | 03.97 | 07.34 | 14.27 | 1:03.48 | 1:00.28 | 0:57.94 | 0:44.32 [2] | 1:16.94 [2] | 1:47.81 [3] | 2:17.24 [3] | 2:45.76 | 2:01.42 | 2:01.25 | +7m | 3:43m |
| | | Ewa Justice | Q4 | Q4 | | | 202m | 805m | 807m | 808m | | 593m | 403m | 402m | 405m | | | | |
| 4 | 4 | KARBINE | 53.06 | 0:28.48 | 04.19 | 07.83 | 15.25 | 1:03.03 | 1:00.42 | 0:57.92 | 0:44.99 [6] | 1:17.04 [3] | 1:48.02 [4] | 2:17.47 [4] | 2:45.95 | 2:00.95 | 2:01.39 | +32m | 6:01m |
| | | Jack Laugher | Q4 | Q4 | | | 203m | 819m | 814m | 815m | | 599m | 410m | 408m | 405m | | | | |
| 5 | 5 | CENTURION DREAM | 53.24 | 0:28.39 | 03.95 | 07.32 | 14.22 | 1:03.79 | 1:00.39 | 0:57.82 | 0:44.48 [3] | 1:17.31 [5] | 1:48.28 [6] | 2:17.71 [6] | 2:46.10 | 2:01.61 | 2:01.50 | +32m | 8:01m |
| | | Michael Bellman | Q4 | Q4 | | | 204m | 818m | 815m | 816m | | 599m | 409m | 409m | 406m | | | | |
| 6 | 6 | JACK SPRAT | 54.68 | 0:28.30 | 04.20 | 07.93 | 15.54 | 1:03.28 | 1:00.02 | 0:57.72 | 0:45.28 [7] | 1:17.96 [7] | 1:48.56 [7] | 2:17.99 [7] | 2:46.28 | 2:01.00 | 2:01.64 | +29m | 10:6m |
| | | Emmett Brosnan | Q4 | Q4 | | | 205m | 816m | 813m | 815m | | 599m | 408m | 408m | 406m | | | | |
| 7 | 8 | TWEEDLEDEE NZ | 51.84 | 0:29.26 | 04.10 | 07.55 | 14.48 | 1:02.85 | 0:59.48 | 0:58.72 | 0:44.86 [5] | 1:17.68 [6] | 1:47.70 [2] | 2:17.16 [2] | 2:46.43 | 2:01.56 | 2:01.74 | +31m | 12:4m |
| | | Chris Alford | Q2 | Q4 | | | 203m | 818m | 814m | 812m | | 601m | 409m | 409m | 405m | | | | |

Note: Timing is based on positional data.

[] Indicates rank at the end of each section


--:-- No data available for this section

N/A Information not available

Ballarat-Professional-2026-05-14

Race 8: RADIO BALLARAT TROT - 2200m

14 May 2026 - 9:00PM



HARNESS RACING VICTORIA



| RANK | TAB | Horse/ Driver | Top Speed (km/h) | Fastest Section | First 50m | First 100m | First 200m | First Half | Middle Half | Last Half | Lead Time | 1st Quarter | 2nd Quarter | 3rd Quarter | 4th Quarter | Last Mile | Mile Rate | Distance Travelled | Gross Time/ Margin |
|------|-----|------------------|------------------|-----------------|-----------|------------|------------|------------|-------------|-----------|-------------|-------------|----------------------|----------------------|----------------------|-----------|-----------|--------------------|-----------------------|
| | | | | | | | | | | | | 0:43.92 | 1:16.56 (0:32.64) | 1:47.43 (0:30.87) | 2:16.86 (0:29.43) | | | | |
| 8 | 7 | CARLA PIXIE NZ | 54.79 | 0:28.10 | 04.15 | 07.87 | 15.80 | 1:03.20 | 0:59.94 | 0:57.48 | 0:45.77 [8] | 1:18.40 [8] | 1:48.97 [8] | 2:18.35 [8] | 2:46.46 | 2:00.68 | 2:01.76 | +38m | 12.79m |
| | | Tristan Larsen | Q4 | Q4 | | | 204m | 817m | 815m | 821m | 601m | 409m | 408m | 407m | 413m | | | | |

Note: Timing is based on positional data.

[] Indicates rank at the end of each section


--:-- No data available for this section

N/A Information not available

Ballarat-Professional-2026-05-14

Race 9: 7+ VICBRED VOUCHER 4YO & OLDER MAIDEN PACE - 1710m

14 May 2026 - 9:31PM



HARNESS RACING VICTORIA



| RANK | TAB | Horse/ Driver | Top Speed (Km/h) | Fastest Section | First 50m | First 100m | First 200m | First Half | Middle Half | Last Half | Lead Time 0:06.54 | 1st Quarter | 2nd Quarter | 3rd Quarter | 4th Quarter | Last Mile | Mile Rate | Distance Travelled | Gross Time/ Margin |
|------|-----|------------------|---------------------|--------------------|--------------|---------------|---------------|---------------|----------------|--------------|-------------------------|----------------------|----------------------|----------------------|----------------------|--------------|--------------|-----------------------|--------------------------|
| | | | | | | | | | | | | 0:35.57 (0:29.04) | 1:05.76 (0:30.18) | 1:34.56 (0:28.80) | 2:02.95 (0:28.39) | | | | |
| 1 | 6 | SCHWARZ | 55.33 | 0:27.62 | 03.93 | 07.33 | 14.47 | 1:00.27 | 0:58.39 | 0:55.79 | 0:06.86 [6] | 0:36.92 [7] | 1:07.15 [9] | 1:35.32 [7] | 2:02.94 | 1:56.06 | 1:55.70 | +35m | 2:02.94 |
| | | James Herbertson | Q4 | Q4 | | | 204m | 822m | 818m | 821m | 102m | 413m | 409m | 408m | 413m | | | | |
| 2 | 1 | MAURLEN GRACE | 55.76 | 0:28.39 | 03.89 | 07.08 | 13.43 | 0:59.14 | 0:58.97 | 0:57.19 | 0:06.61 [2] | 0:35.57 [1] | 1:05.76 [1] | 1:34.56 [1] | 2:02.95 | 1:56.33 | 1:55.71 | +4m | 0.17m |
| | | Michael Bellman | Q1 | Q4 | | | 202m | 805m | 807m | 808m | 102m | 402m | 402m | 405m | 403m | | | | |
| 3 | 3 | SEASIDE LADY | 55.58 | 0:28.67 | 03.88 | 07.09 | 13.52 | 0:59.46 | 0:58.88 | 0:57.43 | 0:06.61 [3] | 0:35.96 [3] | 1:06.08 [3] | 1:34.85 [3] | 2:03.53 | 1:56.89 | 1:56.25 | +9m | 7.89m |
| | | Taylor Ford | Q1 | Q4 | | | 202m | 807m | 809m | 810m | 102m | 404m | 402m | 406m | 404m | | | | |
| 4 | 7 | JILLIBY UTAH | 52.85 | 0:28.74 | 04.12 | 07.98 | 14.99 | 0:58.90 | 0:58.07 | 0:57.71 | 0:07.47 [9] | 0:37.06 [8] | 1:06.39 [5] | 1:35.13 [5] | 2:04.10 | 1:56.61 | 1:56.80 | +8m | 15.62m |
| | | Rory Coverdale | Q1 | Q3 | | | 203m | 807m | 809m | 809m | 102m | 404m | 402m | 406m | 403m | | | | |
| 5 | 4 | TALKBABYTALK | 54.58 | 0:28.81 | 03.83 | 07.03 | 13.55 | 0:59.68 | 0:59.21 | 0:57.94 | 0:06.54 [1] | 0:35.83 [2] | 1:06.23 [4] | 1:35.04 [4] | 2:04.18 | 1:57.62 | 1:56.87 | +24m | 16.64m |
| | | Jackie Barker | Q1 | Q3 | | | 204m | 819m | 812m | 813m | 102m | 411m | 408m | 404m | 409m | | | | |
| 6 | 5 | WATCH HIM DANCE | 53.17 | 0:28.84 | 03.92 | 07.18 | 14.04 | 0:59.20 | 0:58.28 | 0:58.46 | 0:06.68 [5] | 0:36.43 [5] | 1:05.88 [2] | 1:34.72 [2] | 2:04.34 | 1:57.66 | 1:57.02 | +24m | 18.86m |
| | | Jordan Leedham | Lead | Q3 | | | 202m | 820m | 812m | 811m | 103m | 412m | 408m | 404m | 407m | | | | |
| 7 | 9 | CURRYINAHURRY | 53.03 | 0:28.55 | 04.04 | 07.46 | 14.22 | 0:59.63 | 0:58.88 | 0:58.01 | 0:07.23 [8] | 0:36.53 [6] | 1:06.86 [8] | 1:35.41 [8] | 2:04.87 | 1:57.64 | 1:57.51 | +23m | 25.86m |
| | | David Magri | Q1 | Q3 | | | 203m | 816m | 813m | 811m | 106m | 408m | 408m | 405m | 406m | | | | |

Note: Timing is based on positional data.

[] Indicates rank at the end of each section


--:-- No data available for this section

N/A Information not available

Ballarat-Professional-2026-05-14

Race 9: 7+ VICBRED VOUCHER 4YO & OLDER MAIDEN PACE - 1710m

14 May 2026 - 9:31PM



HARNESS RACING VICTORIA



| RANK | TAB | Horse/ Driver | Top Speed (Km/h) | Fastest Section | First 50m | First 100m | First 200m | First Half | Middle Half | Last Half | Lead Time 0:06.54 | 1st Quarter | 2nd Quarter | 3rd Quarter | 4th Quarter | Last Mile | Mile Rate | Distance Travelled | Gross Time/ Margin |
|------|-----|-------------------|---------------------|-----------------|-----------|------------|------------|------------|-------------|-----------|----------------------|----------------------|----------------------|----------------------|----------------------|-----------|-----------|--------------------|-----------------------|
| | | | | | | | | | | | | 0:35.57 (0:29.04) | 1:05.76 (0:30.18) | 1:34.56 (0:28.80) | 2:02.95 (0:28.39) | | | | |
| 8 | 2 | WOODVILLE FLYER | 53.57 | 0:28.56 | 03.93 | 07.22 | 13.84 | 0:59.83 | 0:58.90 | 1:00.92 | 0:06.64 [4] | 0:36.13 [4] | 1:06.48 [6] | 1:35.05 [6] | 2:07.41 | 2:00.75 | 1:59.91 | +25m | 60.03m |
| | | Connor Clarke | Q1 | Q3 | | | 202m | 817m | 815m | 817m | 102m | 409m | 408m | 406m | 410m | | | | |
| 9 | 8 | FIRESIDE | 55.01 | 0:27.55 | 03.92 | 07.18 | 13.69 | 1:03.64 | 0:57.07 | 0:57.56 | 0:06.96 [7] | 0:41.08 [10] | 1:10.59 [10] | 1:38.15 [10] | 2:08.16 | 2:01.20 | 2:00.61 | +10m | 70.02m |
| | | Nicholas O'Connor | Q1 | Q3 | | | 201m | 806m | 806m | 808m | 107m | 403m | 402m | 404m | 404m | | | | |
| 10 | 10 | SOFT LANDING | 52.34 | 0:28.63 | 04.10 | 08.05 | 15.43 | 0:58.82 | 0:58.13 | 1:02.93 | 0:08.04 [10] | 0:37.35 [9] | 1:06.86 [7] | 1:35.49 [9] | 2:09.80 | 2:01.75 | 2:02.15 | +13m | 91.98m |
| | | Leilani Justice | Q1 | Q3 | | | 202m | 806m | 808m | 810m | 107m | 403m | 402m | 406m | 404m | | | | |

Note: Timing is based on positional data.

[] Indicates rank at the end of each section

--:--:-- No data available for this section

N/A Information not available