


Ballarat-Professional-2026-06-11

Race 1: DR. HOLLY TAYLOR PACE - 1710m

11 June 2026 - 4:57PM



HARNESS RACING VICTORIA




RANK	TAB	Horse/ Driver	Top Speed (Km/h)	Fastest Section	First 50m	First 100m	First 200m	First Half	Middle Half	Last Half	Lead Time	1st Quarter	2nd Quarter	3rd Quarter	4th Quarter	Last Mile	Mile Rate	Distance Travelled	Gross Time/ Margin
												0:35.81 (0:29.33)	1:05.01 (0:29.20)	1:33.04 (0:28.03)	2:01.13 (0:28.09)				
1	7	THE FINAL DANCE	53.10	0:28.03	03.75	07.08	13.97	0:58.37	0:57.23	0:56.12	0:06.64 [2]	0:35.81 [1]	1:05.01 [1]	1:33.04 [1]	2:01.13	1:54.49	1:53.00	+18m	2:01.13
		Mark Pitt	Q4	Q3			204m	819m	810m	810m	98m	415m	404m	406m	405m				
2	11	ARZALI ROCKSTAR	54.36	0:28.04	03.87	07.40	14.59	0:58.85	0:57.60	0:56.28	0:07.38 [10]	0:36.88 [8]	1:06.23 [8]	1:34.48 [8]	2:02.51	1:55.14	1:55.30	+13m	18.45m
		Jordan Leedham	Q4	Q4			202m	808m	810m	812m	103m	404m	404m	406m	406m				
3	10	JANIEBQUICK	54.40	0:28.26	03.91	07.28	14.33	0:58.71	0:57.35	0:56.54	0:07.26 [9]	0:36.87 [7]	1:05.97 [7]	1:34.23 [7]	2:02.52	1:55.25	1:55.31	+28m	18.61m
		Brent Murphy	Q4	Q3			202m	815m	813m	819m	103m	408m	407m	406m	413m				
4	1	GOZO MAJOR	53.93	0:28.44	03.74	06.98	13.67	0:58.72	0:57.86	0:57.83	0:06.48 [1]	0:35.78 [2]	1:05.21 [3]	1:33.64 [3]	2:03.04	1:56.55	1:55.80	+4m	25.63m
		Paul Grech	Q1	Q3			202m	807m	807m	808m	99m	404m	403m	404m	404m				
5	8	EMJAY JAZZ	52.96	0:28.45	03.80	07.11	13.95	0:58.64	0:57.83	0:57.73	0:07.06 [7]	0:36.32 [4]	1:05.70 [5]	1:34.15 [5]	2:03.44	1:56.37	1:56.17	+6m	30.97m
		John Caldwell	Q1	Q3			203m	806m	806m	807m	103m	403m	404m	403m	404m				
6	12	IM THE REASON	53.71	0:28.21	03.96	07.53	14.90	0:58.81	0:57.33	0:57.18	0:07.44 [12]	0:37.13 [9]	1:06.25 [9]	1:34.47 [9]	2:03.44	1:55.99	1:56.17	+29m	30.99m
		Michael Bellman	Q4	Q3			203m	816m	814m	820m	103m	408m	408m	406m	414m				
7	13	COLORADO GIRL	53.60	0:28.05	03.90	07.49	15.44	0:59.63	0:57.04	0:56.39	0:07.50 [11]	0:38.14 [11]	1:07.13 [11]	1:35.18 [11]	2:03.53	1:56.02	1:56.25	+22m	32.09m
		Chris Alford	Q3	Q3			203m	813m	812m	816m	103m	407m	407m	406m	410m				

Note: Timing is based on positional data.

[] Indicates rank at the end of each section

--:-- No data available for this section

N/A Information not available



Ballarat-Professional-2026-06-11

Race 1: DR. HOLLY TAYLOR PACE - 1710m

11 June 2026 - 4:57PM



HARNESS RACING VICTORIA

RANK	TAB	Horse/Driver	Top Speed (Km/h)	Fastest Section	First 50m	First 100m	First 200m	First Half	Middle Half	Last Half	Lead Time	1st Quarter	2nd Quarter	3rd Quarter	4th Quarter	Last Mile	Mile Rate	Distance Travelled	Gross Time/Margin
												0:35.81 (0:29.33)	1:05.01 (0:29.20)	1:33.04 (0:28.03)	2:01.13 (0:28.09)				
8	6	QUICK DECISION	53.46	0:28.11	03.90	07.41	15.08	0:59.67	0:57.23	0:56.95	0:06.99 [8]	0:37.54 [10]	1:06.66 [10]	1:34.77 [10]	2:03.61	1:56.62	1:56.34	+26m	33.27m
		Reagan Clarke	Q4	Q3			204m	817m	814m	820m	98m	409m	408m	406m	415m				
9	2	ZWICK	52.20	0:28.40	03.76	07.10	14.01	0:58.86	0:57.40	0:58.22	0:06.65 [3]	0:36.51 [5]	1:05.51 [4]	1:33.91 [4]	2:03.74	1:57.08	1:56.45	+21m	34.9m
		Ada Massa	Q3	Q3			201m	816m	813m	817m	98m	409m	407m	405m	411m				
10	9	TOBYS SHOUT	53.68	0:28.24	03.68	07.01	14.03	0:59.01	0:57.60	0:57.97	0:06.80 [6]	0:36.45 [6]	1:05.81 [6]	1:34.06 [6]	2:03.79	1:56.98	1:56.50	+17m	35.58m
		Ryan Sanderson	Q3	Q3			203m	808m	811m	818m	102m	404m	404m	407m	411m				
11	3	GLENLINE	53.64	0:27.85	03.81	07.23	14.66	1:00.76	0:57.05	0:56.81	0:06.76 [5]	0:38.33 [12]	1:07.53 [12]	1:35.38 [12]	2:04.34	1:57.56	1:57.02	+17m	42.97m
		Anne-Maree Conroy	Q3	Q3			203m	819m	811m	810m	98m	413m	406m	405m	405m				
12	5	FIRESIDE	52.96	0:28.56	03.78	07.09	13.80	0:58.46	0:57.52	1:01.84	0:06.60 [4]	0:36.09 [3]	1:05.06 [2]	1:33.61 [2]	2:06.90	2:00.30	1:59.42	+16m	77.31m
		Nicholas O'Connor	Q1	Q3			204m	816m	812m	812m	98m	409m	407m	404m	407m				

Scratched: DREAMTIME NALA (4)

Note: Timing is based on positional data.

[] Indicates rank at the end of each section

--:-- No data available for this section

N/A Information not available



HARNESS RACING VICTORIA

Ballarat-Professional-2026-06-11

Race 2: DR. KAIDA WOUTERS TROT - 2200m

11 June 2026 - 5:27PM



RANK	TAB	Horse/ Driver	Top Speed (Km/h)	Fastest Section	First 50m	First 100m	First 200m	First Half	Middle Half	Last Half	Lead Time 0:43.50	1st Quarter	2nd Quarter	3rd Quarter	4th Quarter	Last Mile	Mile Rate	Distance Travelled	Gross Time/ Margin
												1:16.00 (0:32.50)	1:47.25 (0:31.25)	2:16.35 (0:29.10)	2:45.76 (0:29.41)				
1	1	DELS DESTINY NZ	53.14	0:28.68	03.82	07.09	13.96	1:03.76	1:00.42	0:57.85	0:44.16 [3]	1:16.66 [4]	1:47.91 [4]	2:17.08 [6]	2:45.76	2:01.61	2:01.26	+10m	2:45.76
		Anne-Maree Conroy	Lead	Q4			203m	808m	807m	810m	593m	404m	404m	404m	406m				
2	2	OFF YOUR FACESKI	54.43	0:29.10	03.73	06.94	13.60	1:03.75	1:00.35	0:58.69	0:43.50 [1]	1:16.00 [1]	1:47.25 [1]	2:16.35 [1]	2:45.94	2:02.44	2:01.38	+12m	2:33m
		Ewa Justice	Lead	Q3			203m	808m	808m	809m	595m	404m	404m	404m	404m				
3	10	ROMANTIC NINA	53.57	0:28.28	03.96	07.46	14.89	1:03.02	0:59.40	0:57.66	0:45.42 [7]	1:17.32 [7]	1:48.44 [7]	2:16.72 [3]	2:46.10	2:00.68	2:01.50	+38m	4.45m
		Liam Older	Q3	Q3			203m	817m	816m	818m	603m	409m	408m	408m	410m				
4	4	NIGHT FLIGHT	55.66	0:29.16	03.63	06.74	13.31	1:03.79	1:00.43	0:58.84	0:43.86 [2]	1:16.38 [2]	1:47.64 [2]	2:16.80 [4]	2:46.48	2:02.63	2:01.78	+8m	9.59m
		Michael Bellman	Lead	Q3			202m	808m	808m	808m	593m	404m	404m	405m	403m				
5	6	IM EDDIE	52.74	0:28.92	04.01	07.54	14.71	1:03.10	1:00.08	0:59.06	0:44.59 [5]	1:16.53 [3]	1:47.69 [3]	2:16.61 [2]	2:46.76	2:02.16	2:01.98	+25m	13.32m
		Kerryn Manning	Q3	Q3			204m	815m	812m	812m	597m	408m	407m	405m	407m				
6	8	BLACK AND GOLD	52.34	0:29.17	03.90	07.26	14.14	1:03.76	1:00.41	0:58.91	0:44.50 [4]	1:17.03 [6]	1:48.27 [6]	2:17.44 [8]	2:47.18	2:02.67	2:02.29	+15m	18.92m
		Brett Shipway	Q3	Q3			201m	808m	808m	812m	596m	404m	404m	405m	407m				
7	11	JUST ABIT DUSTY	52.92	0:28.65	03.99	07.60	15.19	1:03.28	1:00.21	0:58.66	0:45.71 [9]	1:17.44 [8]	1:49.01 [9]	2:17.66 [9]	2:47.68	2:01.95	2:02.66	+30m	25.71m
		Chris Alford	Q3	Q3			205m	811m	812m	818m	601m	405m	406m	406m	412m				

Note: Timing is based on positional data.

[] Indicates rank at the end of each section

--:-- No data available for this section

N/A Information not available



HARNESS RACING VICTORIA

Ballarat-Professional-2026-06-11

Race 2: DR. KAIDA WOUTERS TROT - 2200m

11 June 2026 - 5:27PM



RANK	TAB	Horse/ Driver	Top Speed (Km/h)	Fastest Section	First 50m	First 100m	First 200m	First Half	Middle Half	Last Half	Lead Time	1st Quarter	2nd Quarter	3rd Quarter	4th Quarter	Last Mile	Mile Rate	Distance Travelled	Gross Time/ Margin
												0:43.50	1:16.00 (0:32.50)	1:47.25 (0:31.25)	2:16.35 (0:29.10)				
8	7	MOREEP	52.49	0:28.68	03.96	07.53	15.05	1:03.01	0:59.81	0:59.48	0:45.66 [8]	1:17.53 [9]	1:48.66 [8]	2:17.34 [7]	2:48.15	2:02.49	2:03.00	+35m	32.0m
		Emmett Brosnan	Q3	Q3			205m	815m	814m	817m	602m	408m	407m	407m	410m				
9	3	EL TORNADO	52.81	0:28.43	03.84	07.19	14.79	0:59.85	0:58.08	1:00.05	0:49.80 [10]	1:20.00 [10]	1:49.65 [10]	2:18.08 [10]	2:49.70	2:04.14	+12m	52.78m	
		Damien Burns	Q3	Q3			204m	809m	809m	809m	594m	404m	405m	404m	405m				1618m
10	9	SCAR	52.45	0:28.97	03.94	07.35	14.56	1:03.08	1:00.11	1:01.63	0:45.03 [6]	1:16.97 [5]	1:48.10 [5]	2:17.08 [5]	2:49.74	2:04.71	2:04.17	+34m	53.31m
		Ginger Gleeson	Q3	Q3			202m	815m	812m	822m	597m	408m	407m	405m	417m				

Scratched: BUCKLES FOR BERRY (5)

Note: Timing is based on positional data.

[] Indicates rank at the end of each section


-:--:- No data available for this section

N/A Information not available

Ballarat-Professional-2026-06-11

Race 3: DR. JULIANNA GALLO WINTER SERIES NMW PACE (4TH HEAT) - 2200m

11 June 2026 - 6:01PM



HARNESS RACING VICTORIA



RANK	TAB	Horse/ Driver	Top Speed (Km/h)	Fastest Section	First 50m	First 100m	First 200m	First Half	Middle Half	Last Half	Lead Time	1st Quarter	2nd Quarter	3rd Quarter	4th Quarter	Last Mile	Mile Rate	Distance Travelled	Gross Time/ Margin
												0:39.56	1:09.62 (0:30.05)	1:40.20 (0:30.57)	2:07.79 (0:27.59)				
1	8	MAJOR BLITZ	56.63	0:27.59	04.07	07.38	14.06	0:58.74	0:58.16	0:55.64	0:41.45 [5]	1:09.62 [1]	1:40.20 [1]	2:07.79 [1]	2:35.84	1:54.38	1:54.00	+25m	2:35.84
		Allan McDonough	Q1	Q3			203m	812m	810m	809m	603m	408m	404m	406m	403m				
2	3	KEAYANG PAYTON	57.38	0:27.60	03.53	06.59	12.86	1:00.86	0:58.19	0:55.98	0:39.56 [1]	1:09.84 [2]	1:40.43 [2]	2:08.04 [2]	2:36.42	1:56.84	1:54.42	+13m	7.8m
		Jason Lee	Lead	Q3			204m	808m	810m	810m	595m	405m	404m	406m	404m				
3	7	THE STEEL DRAGON	55.26	0:27.20	03.87	07.26	14.43	0:58.93	0:57.70	0:55.52	0:42.94 [9]	1:11.38 [9]	1:41.87 [9]	2:09.07 [9]	2:37.39	1:54.45	1:55.13	+32m	20.81m
		James Herbertson	Q3	Q3			205m	815m	812m	814m	603m	408m	408m	404m	409m				
4	5	GUNFORHIRE	54.72	0:27.45	04.06	07.50	14.60	0:59.02	0:58.11	0:55.88	0:42.52 [8]	1:10.88 [8]	1:41.54 [8]	2:08.99 [7]	2:37.43	1:54.90	1:55.16	+33m	21.27m
		Rory Coverdale	Q3	Q3			204m	815m	814m	819m	599m	408m	408m	406m	413m				
5	9	MIKI SING	54.83	0:27.47	03.90	07.15	13.78	0:59.28	0:58.08	0:56.48	0:41.82 [7]	1:10.49 [7]	1:41.10 [7]	2:08.56 [5]	2:37.57	1:55.76	1:55.27	+30m	23.36m
		Liam Older	Q3	Q3			204m	816m	814m	816m	599m	408m	408m	406m	410m				
6	4	BLACK OPAL JACK	54.58	0:27.60	03.78	07.05	13.80	0:59.60	0:58.21	0:56.84	0:41.56 [6]	1:10.56 [6]	1:41.17 [6]	2:08.78 [6]	2:38.02	1:56.44	1:55.59	+13m	29.25m
		Lochie Cook	Q3	Q3			203m	807m	808m	811m	595m	404m	404m	404m	407m				
7	2	CAPTAIN MOLLY	54.76	0:27.60	03.57	06.75	13.49	0:59.71	0:58.17	0:57.80	0:41.07 [4]	1:10.21 [5]	1:40.79 [5]	2:08.40 [3]	2:38.60	1:57.51	1:56.02	+21m	37.01m
		Ryan Sanderson	Lead	Q3			205m	815m	812m	811m	595m	407m	408m	404m	406m				

Note: Timing is based on positional data.

[] Indicates rank at the end of each section


--:-- No data available for this section

N/A Information not available

Ballarat-Professional-2026-06-11

Race 3: DR. JULIANNA GALLO WINTER SERIES NMW PACE (4TH HEAT) - 2200m

11 June 2026 - 6:01PM



HARNESS RACING VICTORIA



RANK	TAB	Horse/ Driver	Top Speed (Km/h)	Fastest Section	First 50m	First 100m	First 200m	First Half	Middle Half	Last Half	Lead Time	1st Quarter	2nd Quarter	3rd Quarter	4th Quarter	Last Mile	Mile Rate	Distance Travelled	Gross Time/ Margin
												0:39.56	1:09.62 (0:30.05)	1:40.20 (0:30.57)	2:07.79 (0:27.59)				
8	6	HEATSEEKER	58.39	0:28.03	03.50	06.53	12.70	1:00.77	0:58.56	0:58.48	0:39.73 [2]	1:09.95 [3]	1:40.50 [3]	2:08.53 [4]	2:38.99	1:59.25	1:56.30	+19m	42.2m
		Ewa Justice	Lead	Q3			204m	813m	811m	808m	597m	407m	407m	405m	404m				
9	1	NANCYS BOY NZ	56.52	0:28.24	03.55	06.61	13.14	1:00.89	0:58.83	0:58.84	0:39.91 [3]	1:10.21 [4]	1:40.79 [4]	2:09.03 [8]	2:39.64	1:59.73	1:56.78	+13m	50.98m
		John Caldwell	Lead	Q3			203m	808m	810m	810m	595m	405m	404m	406m	404m				

Note: Timing is based on positional data.

[] Indicates rank at the end of each section


--:--:-- No data available for this section

N/A Information not available

Ballarat-Professional-2026-06-11

Race 4: DR. ALEX FOWLER WINTER SERIES NMW PACE (5TH HEAT) - 2200m

11 June 2026 - 6:27PM



HARNESS RACING VICTORIA



RANK	TAB	Horse/ Driver	Top Speed (Km/h)	Fastest Section	First 50m	First 100m	First 200m	First Half	Middle Half	Last Half	Lead Time 0:41.65	1st Quarter	2nd Quarter	3rd Quarter	4th Quarter	Last Mile	Mile Rate	Distance Travelled	Gross Time/ Margin
												1:12.01 (0:30.36)	1:43.51 (0:31.50)	2:11.91 (0:28.40)	2:40.11 (0:28.20)				
1	5	DANCE AFFAIR	59.72	0:28.20	03.59	06.55	12.55	1:01.85	0:59.89	0:56.60	0:41.65 [1]	1:12.01 [1]	1:43.51 [1]	2:11.91 [1]	2:40.11	1:58.45	1:57.12	+14m	2:40.11
		Chris Alford	Lead	Q4			204m	809m	809m	810m		595m	405m	404m	405m				
2	8	KEAYANG SWEETHEART	54.00	0:28.10	03.98	07.35	14.13	1:01.56	0:59.70	0:56.35	0:42.18 [4]	1:12.31 [2]	1:43.77 [2]	2:12.02 [2]	2:40.12	1:57.93	1:57.13	+41m	0.16m
		Jason Lee	Q3	Q4			203m	819m	816m	816m		606m	410m	409m	407m				
3	6	RANGER RICK NZ	59.00	0:27.97	03.56	06.51	12.64	1:02.12	0:59.67	0:56.17	0:42.00 [2]	1:12.64 [4]	1:44.11 [4]	2:12.31 [4]	2:40.28	1:58.28	1:57.25	+32m	2.39m
		Jackie Barker	Lead	Q4			204m	818m	815m	816m		598m	410m	408m	406m				
4	1	THE DEVILS FLAME	56.41	0:28.09	03.71	06.83	13.10	1:01.83	0:59.90	0:56.46	0:42.15 [3]	1:12.45 [3]	1:43.98 [3]	2:12.35 [3]	2:40.45	1:58.28	1:57.37	+11m	4.57m
		John Caldwell	Lead	Q4			202m	809m	808m	809m		594m	404m	404m	404m				
5	2	SUPER CODE	55.51	0:28.32	03.84	07.09	13.45	1:01.86	0:59.85	0:56.65	0:42.39 [6]	1:12.73 [5]	1:44.26 [5]	2:12.57 [5]	2:40.91	1:58.51	1:57.70	+12m	10.68m
		Brett Holloway	Lead	Q3			204m	808m	809m	809m		595m	404m	404m	404m				
6	9	MIGHTY JOLT	56.81	0:27.81	03.84	07.10	13.71	1:02.19	0:59.30	0:55.98	0:42.76 [8]	1:13.46 [8]	1:44.96 [8]	2:12.77 [8]	2:40.95	1:58.17	1:57.74	+41m	11.27m
		James Herbertson	Q3	Q3			204m	818m	816m	820m		602m	410m	408m	408m				
7	7	SPIRIT OF SAHARA	56.84	0:27.49	03.91	07.24	14.19	1:02.14	0:58.98	0:55.67	0:43.13 [9]	1:13.78 [9]	1:45.27 [9]	2:12.76 [7]	2:40.95	1:57.81	1:57.74	+27m	11.28m
		Ryan Sanderson	Q3	Q3			206m	816m	811m	809m		602m	409m	407m	404m				

Note: Timing is based on positional data.

[] Indicates rank at the end of each section


--:-- No data available for this section

N/A Information not available

Ballarat-Professional-2026-06-11

Race 4: DR. ALEX FOWLER WINTER SERIES NMW PACE (5TH HEAT) - 2200m

11 June 2026 - 6:27PM



HARNESS RACING VICTORIA



RANK	TAB	Horse/ Driver	Top Speed (Km/h)	Fastest Section	First 50m	First 100m	First 200m	First Half	Middle Half	Last Half	Lead Time	1st Quarter	2nd Quarter	3rd Quarter	4th Quarter	Last Mile	Mile Rate	Distance Travelled	Gross Time/ Margin
												0:41.65	1:12.01 (0:30.36)	1:43.51 (0:31.50)	2:11.91 (0:28.40)				
8	3	THE SPORTZ STAR	56.81	0:28.18	03.63	06.71	13.15	1:02.12	0:59.66	0:56.89	0:42.19 [5]	1:12.83 [6]	1:44.31 [6]	2:12.49 [6]	2:41.20	1:59.01	1:57.91	+29m	14.54m
		Kerryn Manning	Lead	Q3			205m	818m	814m	814m		597m	410m	408m	406m				
9	4	RABADA	54.65	0:28.19	03.75	06.95	13.65	1:02.14	0:59.67	0:56.56	0:42.57 [7]	1:13.24 [7]	1:44.72 [7]	2:12.91 [9]	2:41.30	1:58.71	1:57.99	+28m	16.0m
		Michael Bellman	Q3	Q3			204m	817m	813m	814m		597m	410m	407m	406m				

Note: Timing is based on positional data.

[] Indicates rank at the end of each section

--:--:-- No data available for this section

N/A Information not available

Ballarat-Professional-2026-06-11

Race 5: DURHAM PARK RISING STAR 2YO PACE - 1710m

11 June 2026 - 7:08PM



HARNESS RACING VICTORIA



RANK	TAB	Horse/ Driver	Top Speed (Km/h)	Fastest Section	First 50m	First 100m	First 200m	First Half	Middle Half	Last Half	Lead Time 0:06.30	1st Quarter	2nd Quarter	3rd Quarter	4th Quarter	Last Mile	Mile Rate	Distance Travelled	Gross Time/ Margin
												0:35.63 (0:29.33)	1:06.48 (0:30.85)	1:35.20 (0:28.72)	2:01.91 (0:26.71)				
1	2	COMEANDSEE	57.17	0:26.71	03.62	06.71	13.13	1:00.18	0:59.56	0:55.43	0:06.30 [1]	0:35.63 [1]	1:06.48 [1]	1:35.20 [1]	2:01.91	1:55.61	1:54.73	+9m	2:01.91
		Mark Pitt	Q4	Q4			202m	808m	808m	809m		101m	405m	404m	405m				
2	3	BAYSTYLE	57.02	0:26.68	03.59	06.69	13.35	1:00.87	0:59.32	0:55.07	0:06.41 [3]	0:36.35 [3]	1:07.28 [5]	1:35.67 [4]	2:02.35	1:55.94	1:55.15	+24m	6.17m
		Lochie Cook	Q4	Q4			203m	818m	813m	815m		101m	410m	408m	405m				
3	5	SOME HIGH	57.02	0:26.81	03.57	06.69	13.41	1:00.66	0:59.45	0:55.47	0:06.33 [2]	0:36.20 [2]	1:06.99 [4]	1:35.65 [3]	2:02.46	1:56.13	1:55.25	+23m	7.71m
		Kerryn Manning	Q4	Q4			203m	817m	813m	815m		101m	409m	408m	405m				
4	7	CARDIGAN SNIPER	55.12	0:27.30	03.86	07.21	13.91	0:59.83	0:58.54	0:55.93	0:06.84 [6]	0:36.76 [5]	1:06.67 [2]	1:35.30 [2]	2:02.60	1:55.76	1:55.38	+23m	9.68m
		James Herbertson	Q4	Q4			204m	820m	812m	812m		101m	412m	407m	405m				
5	9	THEMIDNIGHTEXPRESS	57.24	0:26.78	03.85	07.19	13.88	1:00.46	0:58.68	0:55.32	0:07.00 [7]	0:37.32 [7]	1:07.46 [6]	1:36.00 [6]	2:02.78	1:55.78	1:55.55	+17m	12.2m
		Damien Burns	Q4	Q4			201m	824m	810m	799m		104m	418m	407m	404m				
6	6	CRIPPA	54.29	0:27.69	03.77	07.05	13.72	1:00.96	0:59.00	0:56.22	0:06.63 [4]	0:37.12 [6]	1:07.59 [7]	1:36.12 [7]	2:03.81	1:57.18	1:56.52	+20m	26.65m
		Jack Laugher	Q4	Q4			202m	821m	810m	808m		101m	415m	407m	404m				
7	4	STERLING GIGI	53.50	0:28.09	03.74	07.10	13.89	1:00.55	0:59.54	0:56.83	0:06.68 [5]	0:36.43 [4]	1:07.23 [5]	1:35.97 [5]	2:04.06	1:57.38	1:56.75	+21m	30.16m
		Paul Grech	Q1	Q4			201m	816m	813m	813m		101m	408m	408m	405m				

Note: Timing is based on positional data.

[] Indicates rank at the end of each section


--:-- No data available for this section

N/A Information not available

Ballarat-Professional-2026-06-11

Race 5: DURHAM PARK RISING STAR 2YO PACE - 1710m

11 June 2026 - 7:08PM



HARNESS RACING VICTORIA



RANK	TAB	Horse/ Driver	Top Speed (Km/h)	Fastest Section	First 50m	First 100m	First 200m	First Half	Middle Half	Last Half	Lead Time	1st Quarter	2nd Quarter	3rd Quarter	4th Quarter	Last Mile	Mile Rate	Distance Travelled	Gross Time/ Margin
												0:06.30	0:35.63 (0:29.33)	1:06.48 (0:30.85)	1:35.20 (0:28.72)				
8	1	KAHULA Ryan Sanderson	44.39	0:34.16	06.13	13.48	29.00	1:18.70	1:09.97	1:13.37	0:13.78 [6]	0:56.67 [6]	1:32.48 [6]	2:06.64 [6]	2:45.86	2:32.07	2:36.10	+31m	589.43m
			Q3	Q3			206m	825m	811m	810m		107m	418m	407m	405m				

Scratched: GOODTIME ORO (8)

Note: Timing is based on positional data.

[] Indicates rank at the end of each section

--:--:-- No data available for this section

N/A Information not available

Ballarat-Professional-2026-06-11

Race 6: DR. DANIEL LIGHTLEY MAIDEN PACE - 2200m

11 June 2026 - 7:31PM



HARNESS RACING VICTORIA



RANK	TAB	Horse/ Driver	Top Speed (Km/h)	Fastest Section	First 50m	First 100m	First 200m	First Half	Middle Half	Last Half	Lead Time 0:44.14	1st Quarter	2nd Quarter	3rd Quarter	4th Quarter	Last Mile	Mile Rate	Distance Travelled	Gross Time/ Margin
												1:16.50 (0:32.36)	1:47.85 (0:31.35)	2:16.30 (0:28.45)	2:45.19 (0:28.89)				
1	2	EXOTIC CHESTER	53.71	0:28.45	03.51	06.73	13.73	1:03.71	0:59.79	0:57.34	0:44.14 [1]	1:16.50 [1]	1:47.85 [1]	2:16.30 [1]	2:45.19	2:01.05	2:00.83	+17m	2:45.19
		John Caldwell	Lead	Q3			203m	810m	810m	811m		596m	405m	405m	405m				
2	7	BETTOR PUNTER NZ	55.33	0:27.81	03.76	07.30	15.24	1:03.45	0:59.49	0:55.99	0:45.76 [9]	1:17.91 [9]	1:49.22 [9]	2:17.39 [9]	2:45.20	1:59.44	2:00.84	+38m	0.09m
		Adrian Pace	Q4	Q4			206m	817m	815m	821m		600m	409m	408m	407m				
3	8	TORQUE IN HEAVEN	53.03	0:28.43	03.89	07.28	14.18	1:03.68	0:59.69	0:57.08	0:44.84 [5]	1:17.27 [5]	1:48.53 [5]	2:16.96 [5]	2:45.62	2:00.76	2:01.15	+16m	5.82m
		Kerryn Manning	Q4	Q3			202m	809m	810m	810m		597m	405m	404m	405m				
4	6	WATCH HIM DANCE	53.53	0:28.50	03.51	06.74	13.76	1:03.52	0:59.82	0:57.64	0:44.47 [2]	1:16.67 [2]	1:47.99 [2]	2:16.50 [2]	2:45.64	2:01.16	2:01.17	+29m	6.05m
		Jordan Leedham	Lead	Q3			204m	818m	813m	812m		599m	410m	408m	405m				
5	1	HANORA	53.03	0:28.44	03.75	07.08	14.03	1:03.71	0:59.72	0:57.39	0:44.54 [3]	1:16.98 [3]	1:48.26 [3]	2:16.70 [3]	2:45.65	2:01.10	2:01.17	+14m	6.21m
		James Herbertson	Lead	Q3			203m	810m	809m	808m		596m	405m	404m	404m				
6	9	LIV ON LOVE	53.17	0:28.42	03.85	07.22	14.36	1:03.49	0:59.74	0:57.39	0:45.09 [6]	1:17.25 [6]	1:48.57 [6]	2:17.00 [6]	2:45.98	2:00.88	2:01.41	+32m	10.58m
		Leilani Justice	Q3	Q3			203m	818m	813m	814m		601m	410m	408m	405m				
7	5	IMALLATTITUDE	53.96	0:28.14	03.75	07.27	14.94	1:03.40	0:59.46	0:56.52	0:46.16 [10]	1:18.23 [10]	1:49.55 [10]	2:17.69 [10]	2:46.07	1:59.92	2:01.48	+42m	11.88m
		Luke Sutherland	Q4	Q3			206m	818m	815m	821m		603m	410m	408m	407m				

Note: Timing is based on positional data.

[] Indicates rank at the end of each section

--:-- No data available for this section

N/A Information not available

Ballarat-Professional-2026-06-11

Race 6: DR. DANIEL LIGHTLEY MAIDEN PACE - 2200m

11 June 2026 - 7:31PM



HARNESS RACING VICTORIA



RANK	TAB	Horse/ Driver	Top Speed (Km/h)	Fastest Section	First 50m	First 100m	First 200m	First Half	Middle Half	Last Half	Lead Time 0:44.14	1st Quarter	2nd Quarter	3rd Quarter	4th Quarter	Last Mile	Mile Rate	Distance Travelled	Gross Time/ Margin
												1:16.50 (0:32.36)	1:47.85 (0:31.35)	2:16.30 (0:28.45)	2:45.19 (0:28.89)				
8	3	PONTIAN GIRL	52.70	0:28.48	03.64	07.07	14.43	1:03.50	0:59.81	0:57.98	0:44.66 [4]	1:16.83 [4]	1:48.16 [4]	2:16.64 [4]	2:46.14	2:01.48	2:01.53	+29m	12.78m
		Chris Romanidis	Q3	Q3			203m	818m	813m	814m		597m	410m	408m	405m				
9	4	COOPER CHUBB	52.81	0:28.42	03.91	07.90	16.59	1:03.30	0:59.68	0:57.67	0:45.51 [8]	1:17.54 [7]	1:48.81 [7]	2:17.22 [8]	2:46.48	2:00.97	2:01.78	+14m	17.27m
		Lochie Cook	Q3	Q3			202m	809m	809m	810m		596m	405m	404m	405m				
10	10	CURRYINAHURRY	53.46	0:28.22	04.05	07.56	14.73	1:03.48	0:59.54	0:58.53	0:45.46 [7]	1:17.62 [8]	1:48.94 [8]	2:17.16 [7]	2:47.47	2:02.01	2:02.51	+38m	30.66m
		David Magri	Q3	Q3			202m	818m	816m	818m		602m	410m	408m	407m				

Note: Timing is based on positional data.

[] Indicates rank at the end of each section

--:--:-- No data available for this section

N/A Information not available



HARNESS RACING VICTORIA

Ballarat-Professional-2026-06-11

Race 7: DR. CLAIRE O'LEARY TROT - 1710m

11 June 2026 - 8:00PM




RANK	TAB	Horse/ Driver	Top Speed (Km/h)	Fastest Section	First 50m	First 100m	First 200m	First Half	Middle Half	Last Half	Lead Time	1st Quarter	2nd Quarter	3rd Quarter	4th Quarter	Last Mile	Mile Rate	Distance Travelled	Gross Time/ Margin
												0:36.59 (0:29.97)	1:08.83 (0:32.24)	1:38.62 (0:29.79)	2:08.74 (0:30.12)				
1	3	AT THE DISTANCE	50.54	0:29.51	04.06	07.57	14.75	1:02.34	1:01.14	0:59.27	0:07.12 [4]	0:37.83 [4]	1:09.46 [3]	1:38.98 [2]	2:08.74	2:01.61	2:01.15	+13m	2:08.74
		Chris Alford	Q4	Q3			203m	812m	810m	810m	100m	406m	407m	404m	406m				
2	6	WALKIN UNDERSTARZ	53.24	0:29.05	04.10	07.81	15.42	1:02.62	1:01.62	0:58.87	0:07.31 [6]	0:38.12 [5]	1:09.93 [6]	1:39.75 [7]	2:08.80	2:01.49	2:01.22	+10m	0.87m
		Ellen Tormey	Q4	Q4			201m	807m	810m	813m	101m	404m	403m	406m	406m				
3	7	AGAINST THE BRIDLE	51.59	0:29.79	03.87	07.22	14.14	1:02.27	1:02.03	0:59.98	0:06.56 [2]	0:36.59 [1]	1:08.83 [1]	1:38.62 [1]	2:08.82	2:02.25	2:01.24	+11m	1.17m
		Ross Graham	Lead	Q3			202m	811m	809m	809m	100m	408m	403m	405m	404m				
4	4	NO TELLING HEATHER	53.10	0:29.71	03.82	07.09	13.94	1:02.70	1:01.80	0:59.59	0:06.62 [1]	0:37.23 [2]	1:09.32 [2]	1:39.03 [3]	2:08.92	2:02.28	2:01.32	+10m	2.44m
		Brett Holloway	Q1	Q3			202m	808m	811m	811m	101m	404m	404m	407m	404m				
5	1	JAKEE BOY	51.73	0:29.72	04.01	07.44	14.41	1:02.65	1:01.80	0:59.51	0:06.90 [3]	0:37.48 [3]	1:09.56 [4]	1:39.28 [5]	2:09.09	2:02.16	2:01.49	+5m	4.75m
		James Herbertson	Q4	Q3			203m	806m	806m	807m	101m	403m	403m	403m	404m				
6	5	SNICKERS EXPRESS	51.77	0:29.50	04.13	07.75	15.10	1:02.79	1:01.01	0:59.01	0:07.28 [5]	0:38.56 [7]	1:10.09 [7]	1:39.59 [6]	2:09.10	2:01.80	2:01.50	+18m	4.91m
		Kerryn Manning	Q4	Q3			203m	814m	811m	814m	100m	407m	407m	404m	409m				
7	8	WATCH THE BAY	50.87	0:29.54	04.07	07.61	14.93	1:02.28	1:01.06	0:59.47	0:07.42 [7]	0:38.19 [6]	1:09.70 [5]	1:39.24 [4]	2:09.18	2:01.76	2:01.57	+22m	5.91m
		Jodi Quinlan	Q3	Q3			202m	814m	811m	813m	105m	407m	407m	404m	409m				

Note: Timing is based on positional data.

[] Indicates rank at the end of each section

--:-- No data available for this section

N/A Information not available



HARNESS RACING VICTORIA

Ballarat-Professional-2026-06-11

Race 7: DR. CLAIRE O'LEARY TROT - 1710m

11 June 2026 - 8:00PM



RANK	TAB	Horse/ Driver	Top Speed (Km/h)	Fastest Section	First 50m	First 100m	First 200m	First Half	Middle Half	Last Half	Lead Time	1st Quarter	2nd Quarter	3rd Quarter	4th Quarter	Last Mile	Mile Rate	Distance Travelled	Gross Time/ Margin
			51.52	0:29.30			16.63	1:02.50	1:00.39	0:58.75	0:08.19 [8]	0:36.59 (0:29.97)	1:08.83 (0:32.24)	1:38.62 (0:29.79)	2:08.74 (0:30.12)				
8	2	JETAWAY SAINT			04.43	08.73						0:39.76 [8]	1:10.70 [8]	1:40.15 [8]	2:09.46	2:01.25			
		Jack Laugher	Q4	Q4			201m	808m	810m	812m	100m	405m	404m	406m	406m	406m	1621m	2:01.83	+11m

Note: Timing is based on positional data.

[] Indicates rank at the end of each section

--:-- No data available for this section

N/A Information not available

Ballarat-Professional-2026-06-11

Race 8: ballarattrottingclub.com.au TROT - 1710m

11 June 2026 - 8:31PM



HARNESS RACING VICTORIA



RANK	TAB	Horse/ Driver	Top Speed (Km/h)	Fastest Section	First 50m	First 100m	First 200m	First Half	Middle Half	Last Half	Lead Time 0:06.48	1st Quarter	2nd Quarter	3rd Quarter	4th Quarter	Last Mile	Mile Rate	Distance Travelled	Gross Time/ Margin
												0:38.75 (0:32.27)	1:08.53 (0:29.78)	1:38.11 (0:29.57)	2:09.35 (0:31.24)				
1	3	ROBERT JOHN	52.63	0:29.41	03.88	07.27	14.24	1:01.69	0:58.98	1:00.81	0:06.84 [3]	0:39.12 [3]	1:08.53 [1]	1:38.11 [1]	2:09.35	2:02.50	2:01.74	+19m	2:09.35
		James Herbertson	Q2	Q2			202m	820m	816m	809m	101m	410m	410m	406m	403m				
2	6	RASENGAN	52.31	0:29.55	04.00	07.65	15.10	1:01.93	0:59.23	1:00.38	0:07.20 [5]	0:39.57 [5]	1:09.13 [5]	1:38.81 [4]	2:09.51	2:02.31	2:01.88	+17m	2:08m
		Ada Massa	Q2	Q2			203m	813m	813m	812m	102m	404m	408m	405m	408m				
3	5	NUCLEAR ATTITUDE	52.20	0:29.70	03.79	07.12	13.96	1:02.22	0:59.56	1:00.70	0:06.62 [2]	0:38.96 [2]	1:08.84 [3]	1:38.54 [2]	2:09.54	2:02.92	2:01.91	+19m	2:47m
		Ginger Gleeson	Q1	Q3			203m	818m	814m	810m	101m	409m	409m	405m	406m				
4	2	TOUCHANDGO	51.62	0:29.76	04.00	07.40	14.31	1:01.98	0:59.93	1:01.23	0:06.96 [4]	0:39.19 [4]	1:08.95 [4]	1:39.12 [5]	2:10.19	2:03.21	2:02.52	+13m	11.24m
		Lauren White	Q2	Q2			203m	809m	810m	812m	102m	404m	405m	406m	407m				
5	4	JOE LOU	51.37	0:29.49	04.07	07.56	14.64	1:02.51	0:59.59	1:00.67	0:07.23 [6]	0:39.64 [6]	1:09.74 [6]	1:39.23 [6]	2:10.42	2:03.18	2:02.74	+27m	14.3m
		Ross Graham	Q2	Q3			204m	819m	815m	815m	103m	409m	410m	405m	410m				
6	7	KENTUCKY JIM	49.72	0:29.85	04.21	07.90	15.70	1:02.11	1:00.06	1:01.20	0:08.01 [7]	0:39.91 [7]	1:10.12 [7]	1:39.98 [7]	2:11.34	2:03.31	2:03.60	+22m	26.57m
		Luke Sutherland	Q2	Q3			202m	810m	811m	812m	110m	405m	405m	406m	405m				
7	1	JACKOFALLTRADES	53.82	0:29.80	03.80	07.03	13.78	1:02.07	0:59.97	1:03.83	0:06.48 [1]	0:38.75 [1]	1:08.54 [2]	1:38.71 [3]	2:12.37	2:05.90	2:04.57	+8m	40.43m
		Ben Xiriha	Q1	Q2			203m	809m	809m	807m	101m	404m	405m	404m	403m				

Note: Timing is based on positional data.

[] Indicates rank at the end of each section

--:-- No data available for this section

N/A Information not available